

CATIII / CATIV True RMS Clamp-On Meter



DL469 & DL479

- True RMS
- 400A AC
- 750V AC/600V DC
- Resistance 40M Ω
- DC microamps 2000 μ A
- Diode test
- Non-contact voltage detection
- Audible Continuity
- 4000 Count display
- Data Hold
- Manual ranging option
- Worklight
- Audible voltage indicator
- Auto power off
- Low battery indicator
- Over molded grip
- Test lead storage
- Auto calibration
- Battery compartment latches
- 2-Year Limited warranty

DL479 Adds:

- 600A AC
- Resistance 60M Ω
- Capacitance 2000 μ F
- Temperature -13° to 752°F (-25° to 400°C)
- Frequency/Duty cycle
- 6000 Count display
- Min/Max (25ms fast capture)
- Backlight
- Magnetic mount

Applications

- Motor or line current
- Control voltage or system board voltage checks
- Circuit continuity or specified resistance
- Flame safe guard
- Quick check of live wires
- Diode malfunctions/unbroken paths





Includes

- Test leads, w/alligator clips
- Zippered pouch
- Batteries 2 (AAA)
- Manual

Specifications

AC Amps - Jaw Input

Range	Resolution	Accuracy	Overload Protection
40A	0.01A	$\pm(3.0\% + 10 \text{ dgts})$	600V RMS
400A	0.1A	$\pm(2.5\% + 10 \text{ dgts})$	

True RMS Frequency range: Sine 50Hz to 400Hz
 Frequency width: 60Hz to 400Hz: 5% to 95%, Frequency width: 400Hz to 4kHz: 15% to 85%

AC Volts (45Hz to 400Hz)

Range	Resolution	Accuracy	Overload Protection
400mV	0.1mV	$\pm(1.0\% + 8 \text{ dgts})$	1000V RMS
4V	1mV		
40V	10mV		
400V	100mV		
750V	1V	$\pm(1.2\% + 8 \text{ dgts})$	

True RMS Frequency range: Sine 50Hz to 400Hz, Square 50Hz to 170Hz, Sine 50Hz to 400Hz
 Bandwidth: Sine = 0.5% error at 1.5kHz (max)
 Bandwidth: Square = 0.5% error at 0.1kHz (max)
 Bandwidth: Triangle = 0.5% error at 1.2kHz (max)

DC Volts

Range	Resolution	Accuracy	Overload Protection
400mV	0.1mV	$\pm(0.8\% + 5 \text{ dgts})$	1000V RMS
4V	1mV		
40V	10mV		
400V	100mV		
600V	1V	$\pm(1.0\% + 5 \text{ dgts})$	

DC Low Amps

Range	Resolution	Accuracy	Overload Protection
400 μ A	0.1 μ A	$\pm(1.2\% + 3 \text{ dgts})$	2000 μ A/600V RMS
2000 μ A	1 μ A		

Resistance

Range	Resolution	Accuracy	Overload Protection
400 Ω	0.1 Ω	$\pm(1.0\% + 5 \text{ dgts})$	600V RMS
4k Ω	1 Ω		
40k Ω	10 Ω		
400k Ω	100 Ω		
4M Ω	0.001M Ω	$\pm(1.5\% + 5 \text{ dgts})$	
40M Ω	0.01M Ω		

Diode Test

Range	Open Circuit	Test Current	Overload Protection
4.0V	<3.0V DC	1.30mA	600V RMS

Continuity

Open Circuit	Response Time	Overload Protection
<1.0V	<50ms	600V RMS

Non-Contact Voltage

On Voltage
Approx. 25V AC

Downloads



Manual



Data Sheet



Made in CHINA



Includes

- Test leads, w/alligator clips
- Thermocouple temperature probe
- Zippered pouch
- Batteries 2 (AAA)
- Manual

Specifications

AC Amps - Jaw Input

Range	Resolution	Accuracy	Overload Protection
60A	0.01A	±(2.0% +8 dgts)	600V RMS
600A	0.1A		

True RMS Frequency range: Sine 50Hz to 400Hz
 Frequency width: 60Hz to 400Hz: 5% to 95%
 Frequency width: 400Hz to 4kHz: 15% to 85%

AC Volts (45Hz to 400Hz)

Range	Resolution	Accuracy	Overload Protection
600mV	0.1mV	±(1.0% +3 dgts)	1000V RMS
6V	1mV		
60V	10mV		
600V	100mV		
750V	1.0V		

True RMS Frequency range: Sine 50Hz to 400Hz, Sine 50Hz to 400Hz
 Bandwidth: Sine = 0.5% error at 1.5kHz (max)
 Bandwidth: Square = 0.5% error at 0.1kHz (max)
 Bandwidth: Triangle = 0.5% error at 1.2kHz (max)

DC Volts

Range	Resolution	Accuracy	Overload Protection
600mV	0.1mV	±(0.5% +4 dgts)	1000V RMS
6V	1mV		
60V	10mV		
600V	100mV		

DC Low Amps

Range	Resolution	Accuracy	Overload Protection
600µA	0.1µA	±(1.2% +3 dgts)	2000µA/600V RMS
2000µA	1.0µA		

Resistance

Range	Resolution	Accuracy	Overload Protection
600Ω	0.1Ω	±(0.8% +3 dgts)	600V RMS
6kΩ	1Ω		
60kΩ	10Ω		
600kΩ	100Ω		
6MΩ	0.001MΩ		
60MΩ	0.01MΩ	±(1.2% +3 dgts)	

Frequency

Range	Resolution	Accuracy	Overload Protection
99.99Hz	0.01Hz	±(0.1% per+3 dgts)	600V RMS
999.9Hz	0.1Hz		
9.999kHz	0.001kHz		

Duty Cycle

Range	Resolution	Accuracy	Overload Protection
0.5% to 95%	0.1%	±(0.2% per kHz +2.0% +2 dgts)	600V RMS
60Hz to 400Hz			
15% to 85%			
400Hz to 2kHz			

Sensitivity > 6Vpp RMS

Diode Test

Range	Open Circuit V	Test Current	Overload Protection
4.0V	<3.0V DC	1.30mA	600V RMS

Capacitance

Range	Resolution	Accuracy	Overload Protection
60nF	0.01nF	±(3.0% +5 dgts)	600V RMS
600nF	0.1nF		
6.000µF	0.001µF		
60.00µF	0.01µF		
600.0µF	0.1µF		
2000µF	1µF		

Continuity

Open Circuit V	Response Time	Overload Protection
<1.0V	<50ms	1000V

Temperature

Range	Resolution	Accuracy	Overload Protection
-13° to 752°F	0.1°F	±(1.5% +3.6°F)	600V RMS
-25° to 400°C	0.1°C	±(1.5% +2.0°C)	

Stated accuracy does not account for thermocouple accuracy

Sensitivity >2Vpp RMS

Non-Contact Voltage

On Voltage
Approx. 25V AC

Downloads



Manual


















Data Sheet



Made in CHINA

DL469 & DL479 Optional Accessories

AAC	AAC3	AC12	ATHA1	ATLTX
Alligator clips, slip-on	Alligator clips, screw-on	Test lead kit carrying case	Gas valve thermocouple adapter	Modular test lead kit extension wire
				
ATL1	ATL2	ATL3	ATL4	ATL5
Modular test lead tips – standard (ATLX required)	Modular test lead tips – alligator (ATLX required)	Modular test lead tips – grabber tip (ATLX required)	Modular test lead tips – remote alligator tip (ATLX required)	Modular Test Lead Tips - Back Probe (ATLX Required)
				
ATLX	ATL6	ATLFT	ATL301KIT	ATLBPK
Modular test lead tips – back probe	Modular test lead tips – piercing (ATLX required)	Modular test lead tips – fused probe tips (ATLX required)	Test lead kit	Back probe test lead kit
				
ATL55	ATL57			
Test lead (standard)	Silicone test leads			
