

UP Series

Circulator pumps

60 Hz



be
think
innovate

GRUNDFOS 

1. Cross-reference charts	3	6. Technical data	43
Quick cross-reference for competitive 3-speed pumps	3	UP 10-16 Comfort PM, PM Auto	43
Reference for replacing TACO models	4	UP 15-10 B5/B7	44
Reference for replacing Bell & Gossett models	13	UP 15-10 BUC5/BUC7	45
Reference for replacing Laing models	15	UP 15-10 F/FR	46
Reference for replacing Armstrong models	17	UP Comfort System	47
Reference for replacing Wilo models	20	UP 15-18 B5/B7	48
Discontinued products	22	UP 15-18 BUC5/BUC7	49
		UP 15-29 SU/SF	50
		UP 15-35 SUC	51
2. Performance ranges	23	UPS 15-35 SUC/SFC	52
ALPHA2	23	UP 15-42 B5/B7	53
UPS, 3-speed	24	UP 15-42 BUC5/BUC7	54
UPS, cross-reference 3-speed, stainless steel	25	UP 15 MixiMizer™	55
UP 10-16 A/PM B5/BN5/BU	25	UP 15-42 F/FR	56
UP, closed systems	26	UPS 15-42 F	57
UP/UPS, open systems	26	UP 15 MixiMizer™	58
UP, open systems, 1/2"	27	UP variable speed	59
UP, open systems, 3/4"	27	UP 15-55 SUC	60
		UPS 15-55 SFC/SUC/TLC	61
3. Product range	28	UP 15 ALPHA	62
Cast iron	28	UP 15 ALPHA2	63
Bronze	29	UP 15 ALPHA2	64
Stainless steel	30	UPS 15-58 FC/FRC	65
		UP 15-100 F	66
4. Identification	31	UP 26-64 F	67
Type key	31	UP 26 variable speed	68
Nameplate	32	UP 26-96 F/SF	69
		UP 26 variable speed	70
5. Applications	33	UP 26-99 F/SF	71
Heating systems	33	UPS 26-99 FC/SFC	72
Domestic hot-water systems	33	UP 26-116 F/SF	73
Cooling systems	33	UP 26-120 U	74
Construction	33	UPS 26-150 F/SF	75
Engineering materials	34	UP 43-44 F/BF	76
Installation	35	UPS 43-44 FC/BFC	77
Pumped liquids	35	UP 43-70 F	78
Ambient and liquid temperatures	36	UP 43-75 F/BF	79
Maximum system pressure	36	UPS 43-100 F/SF	80
Minimum inlet pressure	36	UP 43-110 F	81
Performance	36	UPS 50-44 F	82
ALPHA2	37	UPS 50-60 F/SF	83
MixiMizer™ - mixing reset pump	39	UP 50-75 F	84
Variable-speed pump	40		
Comfort System	41	7. Accessories	85
UP 10-16 Comfort PM, PM Auto	42	UP timer	85
		Aquastat	86
		Packaged dielectric isolating valve sets	87
		Packaged fitting sets	88
		UP-ZV zone valves	89
		Technical data	89
		Replacement flange gaskets	90
		8. Grundfos Product Center	91

1. Cross-reference charts

Quick cross-reference for competitive 3-speed pumps

Model	Speed	Competitor cross-reference		
		TACO*	Bell & Gossett*	Armstrong*
ALPHA2 15-55 F UPS 15-58 FC/FRC	High	005F, 007F, 008F, 0010F-IFC, 00R-MSF1-IFC, 0015, VR1816, VT2218	NRF-22, LR-20WR	Astro 30, Astro 30-(3), Astro 50-3, Astro 230CI, Compass
	Med.	005F-(IFC), 007F-(IFC), 008F-(IFC), 0010F-IFC, 00R-IFC, 00R-MSF1-IFC, VT2218, VR1816, 007e	NRF9F/LW, NRF-25 Sp-1 & 2	Astro 25, Astro 30-3
	Low	005F-(IFC), 006F-(IFC), 00R-MSF1-IFC, VT2218, VR1816		Astro 20
UPS 26-99 FC/SFC	High	0013(B)-IFC	NRF-36 Sp-2, NRF-45 Sp-2, H-41(B)	E7(B), Astro 50(B)-(3)
	Med.	0011(B)-(IFC), 0014(B)-(IFC)	Series 100, PL-30, PR, NRF-36, Sp-1, NRF-45 Sp-1	Astro 50(B), H41
	Low	-	LR-15BWR	Astro 30(B)
UPS 26-150 F/SF	High	1400-45(B), 1400-50(B), 2400-45	PL-55(B)	E15(B)
	Med.	0011(B, SF), 0013(B, SF), 1400-20(B), 1400-30(B), 1400-40(B), 2400-30	PL-36(B)	E8(B), E9(B), E11(B), E13(B)
	Low	2400-20, 2400-40	NRF(NBF)-36 Sp-2 & 3	E7(B), E10(B)
UPS 43-44 FC/BFC	High	0012(B, SF)-(IFC), 113(B)	HV, H-32(B)	E16(B)
	Med.	0010(B, SF)-(IFC), 111(B)	NRF-33	H32
	Low	0010-MSF1-IFC, 110(B)	-	-
UPS 43-100 F/SF	High	-	H-51(B), H-52(B)	E17(B)
	Med.	1400-20(B), 1400-30(B), 1400-40(B), 1400-45(B), 2400-20, 2400-30	PL-45(B), PL-50(B), NRF(NBF)-45 Sp-2 & 3, NRF-36 Sp-2 & 3	E11(B), E15(B), E16(B)
	Low	2400-10	-	10(B), E13(B)
UPS 50-60 F/SF	High	1400-65 (B), 131(B), 2400-65	PL-130(B), S-35(B)	E19(B), E28(B), E29(B), E30(B)
	Med.	1400-60(B), 121(B), 122(B), 131(B)	PL-50(B), PL-75(B)	E28(B)
	Low	120(B), 2400-60	-	E16(B)
UPS 15-35 SFC	High	005BF2-(IFC), 007(B, SF)-(IFC)	NBF(SSF)-12F/LW	SM-909-BF14, Astro 25B, Astro 30(B) Sp-2
	Med.	-	-	Astro 20(B), Astro 30(B)-3 Sp-1 & 2
	Low	-	-	-
UPS 15-35 SUC	High	-	NBF(SSF)-12U/LW	Astro 25BU, Astro 220, 225SSU
	Med.	006BC4-1, 006B7-IFC	NBF-9U/LW	Astro 25BU, Astro 20, 25(BU)
	Low	003-B4-2-IFC	-	-
UPS 15-35 SUC/TLC	High	-	-	Astro 20, 25BU(LC, T), Astro 25U-T
	Med.	-	-	Astro 25U-T
	Low	-	-	-
UPS 15-55 SFC	High	-	-	Astro 30B-(3), Astro 230SS, Astro 30(B), SM-909-BF14, SM-909-BF18
	Med.	005-(B, SF), 006-BF, 007-(B, SF)-(IFC), 008-(B, SF)-(IFC), 00R-SF-IFC	LR-15B, NBF(SSF)-22, NBF-25	Astro 30(B) Sp-2, Astro 30(B)-3 Sp-1
	Low	-	-	Astro 30(B) Sp-1, Astro 50(B) Sp-1

* Grundfos provides no guarantee as to the accuracy of competitor information listed herein.

Reference for replacing TACO models

Open systems: Stainless steel and lead-free bronze pump housings

Competitor cross-reference for TACO							Open systems: Stainless steel and lead-free bronze pump housings					
TACO model	Port-to-port length [in.]	Flange size/ connection type	Grundfos model	Port-to-port length [in.]	Flange size/ connection type	Grundfos product number						
						1 x 115 V	1 x 208 V	1 x 230 V	3 x 208 V	3 x 230 V	3 x 460 V	
00R-SF6-IFC	6 3/8	2-bolt flange	UPS 15-55 SFC	6 1/2	2-bolt flange*	59896773	-	-	-	-	-	
			ALPHA2 15-55 SFC	6 1/2	2-bolt flange*	99163937	-	-	-	-	-	
00R-SF6-1IFC	6 3/8	2-bolt flange-R	UPS 15-55 SFC	6 1/2	2-bolt flange	59896773	-	-	-	-	-	
			ALPHA2 15-55 SFC	6 1/2	2-bolt flange	99163937	-	-	-	-	-	
003-B4	4 13/32	3/4" sweat	UP 15-10 B7	5	3/4" sweat	59896226	-	-	-	-	-	
003-B4-PNP	3 5/16	3/4" sweat	UP 15-10 B7/TLC	5	3/4" sweat	59896210	-	-	-	-	-	
003-B4-1PNP	3 5/16	3/4" sweat	UP 15-10 B7/LC	5	3/4" sweat	59896209	-	-	-	-	-	
003-B4-2IFC	5 15/16	Union	-	-	-	-	-	-	-	-	-	
003-B4-2PNP	3 5/16	3/4" sweat	UP 15-10 B7/TLC	5	3/4" sweat	59896210	-	-	-	-	-	
003-B4-3PNP	5 15/16	Union	-	-	-	-	-	-	-	-	-	
003-B4-4PNP	5 15/16	Union	-	-	-	-	-	-	-	-	-	
003-BC	4 13/32	1/2" sweat	UP 15-10 B5	5	1/2" sweat	59896213	-	-	-	-	-	
003-BC-1	6	Union	-	-	-	-	-	-	-	-	-	
003-BC4	4 1/4	1/2" sweat	UP 15-10 B5	5	1/2" sweat	59896213	-	-	-	-	-	
003-BC4-1	5 15/16	Union	-	-	-	-	-	-	-	-	-	
003-BC4-1IFC	4 3/8	1/2" sweat	UP 15-10 BUC5	5	1/2" sweat	59896225	-	-	-	-	-	
003-BC4-1IFC	4 3/8	3/4" sweat	UP 15-10 BUC7	5	3/4" sweat	59896241	-	-	-	-	-	
003-BC4-PNP	3 5/16	1/2" sweat	UP 15-10 B5/TLC	5	1/2" sweat	59896215	-	-	-	-	-	
003-BC4-1PNP	5 15/16	Union	-	-	-	-	-	-	-	-	-	
003-BC4-2PNP	3 5/16	3/4" sweat	UP 15-10 BUC7/ TLC	5	3/4" sweat	59896240	-	-	-	-	-	
003-BC4-3PNP	3 5/16	1/2" sweat	UP 15-10 BUC5/ TLC	5	1/2" sweat	59896238	-	-	-	-	-	
003-BC4-4PNP	3 5/16	1/2" sweat	UP 15-10 B5/LC	5	1/2" sweat	59896214	-	-	-	-	-	
003-BC4-5PNP	5 15/16	Union	-	-	-	-	-	-	-	-	-	
003-BC4-6PNP	3 5/16	3/4" sweat	UP 15-10 BUC7/LC	5	3/4" sweat	59896239	-	-	-	-	-	
003-BC4-7PNP	3 5/16	1/2" sweat	UP 15-10 BUC5/LC	5	1/2" sweat	59896237	-	-	-	-	-	
003-BC4-8PNP	3 5/16	1/2" sweat	UP 15-10 B5/TLC	5	1/2" sweat	59896215	-	-	-	-	-	
003-BC4-9PNP	5 15/16	Union	-	-	-	-	-	-	-	-	-	
003-BC4-10PNP	3 5/16	3/4" sweat	UP 15-10 BUC7/ TLC	5	3/4" sweat	59896240	-	-	-	-	-	
003-BC4-11PNP	3 5/16	1/2" sweat	UP 15-10 BUC5/ TLC	5	1/2" sweat	59896238	-	-	-	-	-	
003-BT4-PNP	4	3/4" FNPT	-	-	-	-	-	-	-	-	-	
003-BT4-1PNP	4	3/4" FNPT	-	-	-	-	-	-	-	-	-	
003-BT4-2PNP	4	3/4" FNPT	-	-	-	-	-	-	-	-	-	
003-SC4-1	5 15/16	Union	UP 15-35 SUC	5 7/8	GU 125	59896778	-	-	-	-	-	
003-SC4-IFC	5 15/16	Union	UP 15-35 SUC	5 7/8	GU 125	59896778	-	-	-	-	-	
003-SC4-1PNP	3 5/16	Union	UPS 15-35 SUC/ TLC	5 7/8	GU 125	59896780	-	-	-	-	-	
003-SC4-2PNP	3 5/16	Union	UPS 15-35 SUC/ TLC	5 7/8	GU 125	59896780	-	-	-	-	-	
003-SC4-3PNP	3 5/16	Union	UPS 15-35 SUC/ TLC	5 7/8	GU 125	59896780	-	-	-	-	-	
003-SC4-4PNP	3 5/16	Union	UPS 15-35 SUC/ TLC	5 7/8	GU 125	59896780	-	-	-	-	-	
003-ST4	4	3/4" NPT	-	-	-	-	-	-	-	-	-	
003-ST4-PNP	3 5/16	3/4" FNPT	-	-	-	-	-	-	-	-	-	
003-ST4-1PNP	3 5/16	3/4" FNPT	-	-	-	-	-	-	-	-	-	
003-ST4-2PNP	3 5/16	3/4" FNPT	-	-	-	-	-	-	-	-	-	
003-VRFC4	4 3/8	1/2" sweat	UP 15-42 BUC5/MR	6 1/2	1/2" sweat	59896805	-	-	-	-	-	
003-VRFC4-1IFC	4 3/8	1/2" sweat	UP 15-42 BUC5/MR	6 1/2	1/2" sweat	59896805	-	-	-	-	-	
003-VRFB4	4 3/8	3/4" sweat	UP 15-42 BUC7/MR	7 1/4	3/4" sweat	59896806	-	-	-	-	-	
003-VRFC4-IFC	4 3/8	3/4" sweat	UP 15-42 BUC7/MR	7 1/4	3/4" sweat	59896806	-	-	-	-	-	

* May not match specific competitive flange orientation.

Grundfos provides no guarantee as to the accuracy of competitor information listed herein.

Competitor cross-reference for TACO
Open systems: Stainless steel and lead-free bronze pump housings

TACO model	Port-to-port length [in.]	Flange size/ connection type	Grundfos model	Port-to-port length [in.]	Flange size/ connection type	Grundfos product number					
						1 x 115 V	1 x 208 V	1 x 230 V	3 x 208 V	3 x 230 V	3 x 460 V
003-VVBC4	4 3/8	1/2" sweat	-	-	-	-	-	-	-	-	-
003-VVBC4-1IFC	4 3/8	1/2" sweat	-	-	-	-	-	-	-	-	-
003-VVB4	4 3/8	3/4" sweat	-	-	-	-	-	-	-	-	-
003-VVBC4-IFC	4 3/8	3/4" sweat	-	-	-	-	-	-	-	-	-
005-BF2	6 3/8	2-bolt flange-R	UPS 15-29 SF	6 1/2	2-bolt flange	59896771	-	-	-	-	-
005-BF2-IFC	6 3/8	2-bolt flange-R	-	-	-	-	-	-	-	-	-
005-SF2	6 3/8	2-bolt flange	UPS 15-29 SF	6 1/2	2-bolt flange*	59896771	-	-	-	-	-
005-SF2-IFC	6 3/8	2-bolt flange-R	-	-	-	-	-	-	-	-	-
005-SF2-PNP	6 3/8	2-bolt flange-R	UPS 15-29 SUC/ TLC	5 7/8	GU 125*	59896777	-	-	-	-	-
005-SF2-1PNP	6 3/8	2-bolt flange-R	UPS 15-29 SUC/ TLC	5 7/8	GU 125*	59896777	-	-	-	-	-
006-B	4 1/4	3/4" sweat	UP 15-18 B7	6 3/8	3/4" sweat	59896121	-	59896119	-	-	-
006-B4	4 13/32	3/4" sweat	UP 15-18 B7	6 3/8	3/4" sweat	59896121	-	59896119	-	-	-
006-B4-PNP	4 1/4	3/4" sweat	UP 15-18 B7/TLC	6 3/8	3/4" sweat	59896230	-	-	-	-	-
006-B4-1PNP	4 1/4	3/4" sweat	UP 15-18 B7/LC	6 3/8	3/4" sweat	59896229	-	-	-	-	-
006-B4-2PNP	4 1/4	3/4" sweat	UP 15-18 B7/TLC	6 3/8	3/4" sweat	59896230	-	-	-	-	-
006-B7-IFC	5 15/16	3/4" sweat	UP 15-18 BUC7	6 3/8	3/4" sweat	59896124	-	-	-	-	-
006-BC4	4 1/4	1/2" sweat	UP 15-18 B5	5	1/2" sweat	59896114	-	59896118	-	-	-
006-BC4-PNP	4 13/32	1/2" sweat	UP 15-18 B5/TLC	5	1/2" sweat	59896212	-	-	-	-	-
006-BC4-1PNP	5 15/16	Union	-	-	-	-	-	-	-	-	-
006-BC4-2PNP	4 13/32	1/2" sweat	UP 15-18 B5/LC	5	1/2" sweat	59896211	-	-	-	-	-
006-BC4-3PNP	5 15/16	Union	-	-	-	-	-	-	-	-	-
006-BC4-4PNP	4 13/32	1/2" sweat	UP 15-18 B5/TLC	5	1/2" sweat	59896212	-	-	-	-	-
006-BC4-5PNP	5 15/16	Union	-	-	-	-	-	-	-	-	-
006-BC7-PNP	4 3/8	3/4" sweat	-	-	-	-	-	-	-	-	-
006-BC7-1PNP	4 13/32	1/2" sweat	UP 15-18 BUC5	6 1/2	1/2" sweat	59896123	-	-	-	-	-
006-BC7-2PNP	4 3/8	3/4" sweat	-	-	-	-	-	-	-	-	-
006-BC7-3PNP	4 13/32	3/4" sweat	-	-	-	-	-	-	-	-	-
006-BC7-4PNP	4 3/8	3/4" sweat	-	-	-	-	-	-	-	-	-
006-BC7-5PNP	4 13/32	1/2" sweat	-	-	-	-	-	-	-	-	-
006-BC7-IFC	4 3/8	3/4" sweat	UP 15-18 BUC7	7 1/4	3/4" sweat	59896124	-	-	-	-	-
006-BC7-1IFC	4 3/8	1/2" sweat	UP 15-18 BUC5	7 1/4	1/2" sweat	59896123	-	-	-	-	-
006-BT4	4	3/4" FNPT	-	-	-	-	-	-	-	-	-
006-BT4-PNP	4	3/4" FNPT	-	-	-	-	-	-	-	-	-
006-BT4-2PNP	4	3/4" FNPT	-	-	-	-	-	-	-	-	-
006-BT4-3PNP	4	3/4" FNPT	-	-	-	-	-	-	-	-	-
006-SC4-1	5 15/16	Union	UPS 15-35 SUC	5 7/8	GU 125	59896778	-	-	-	-	-
006-SC4-1PNP	3 5/16	Union	UPS 15-35 SUC/ TLC	5 7/8	GU 125	59896780	-	-	-	-	-
006-SC4-2PNP	3 5/16	Union	UPS 15-35 SUC/ TLC	5 7/8	GU 125	59896780	-	-	-	-	-
006-SC4-3PNP	3 5/16	Union	UPS 15-35 SUC/ TLC	5 7/8	GU 125	59896780	-	-	-	-	-
006-SC7-IFC	5 15/16	Union	UPS 15-35 SUC	5 7/8	GU 125	59896778	-	-	-	-	-
006-SC7-PNP	5 15/16	Union	UPS 15-35 SUC/ TLC	5 7/8	GU 125	59896780	-	-	-	-	-
006-ST4	4	3/4" FNPT	-	-	-	-	-	-	-	-	-
006-ST4-PNP	3 5/16	3/4" FNPT	-	-	-	-	-	-	-	-	-
006-ST4-1PNP	3 5/16	3/4" FNPT	-	-	-	-	-	-	-	-	-
006-ST4-2PNP	3 5/16	3/4" FNPT	-	-	-	-	-	-	-	-	-
006-VRBC4	4 3/8	1/2" sweat	UP 15-42 BUC5/MR	6 1/2	1/2" sweat	59896805	-	-	-	-	-
006-VRBC7-1IFC	4 3/8	1/2" sweat	UP 15-42 BUC5/MR	6 1/2	1/2" sweat	59896805	-	-	-	-	-
006-VRB4	4 3/8	3/4" sweat	UP 15-42 BUC7/MR	7 1/4	3/4" sweat	59896806	-	-	-	-	-
006-VRBC7-IFC	4 3/8	3/4" sweat	UP 15-42 BUC7/MR	7 1/4	3/4" sweat	59896806	-	-	-	-	-

* May not match specific competitive flange orientation.

Grundfos provides no guarantee as to the accuracy of competitor information listed herein.

Competitor cross-reference for TACO
Open systems: Stainless steel and lead-free bronze pump housings

TACO model	Port-to-port length [in.]	Flange size/ connection type	Grundfos model	Port-to-port length [in.]	Flange size/ connection type	Grundfos product number					
						1 x 115 V	1 x 208 V	1 x 230 V	3 x 208 V	3 x 230 V	3 x 460 V
006-VVBC4	4 3/8	1/2" sweat	-	-	-	-	-	-	-	-	-
006-VVBC7-11FC	4 3/8	1/2" sweat	-	-	-	-	-	-	-	-	-
006-VVB4	4 3/8	3/4" sweat	-	-	-	-	-	-	-	-	-
006-VVBC7-IFC	4 3/8	3/4" sweat	-	-	-	-	-	-	-	-	-
007-BF	6 3/8	2-bolt flange	UPS 15-55 SFC	6 1/2	2-bolt flange*	59896773	-	-	-	-	-
			ALPHA2 15-55 SFC	6 1/2	2-bolt flange*	99163937	-	-	-	-	-
007-BF5	6 3/8	2-bolt flange	UPS 15-55 SFC	6 1/2	2-bolt flange*	59896773	-	-	-	-	-
			ALPHA2 15-55 SFC	6 1/2	2-bolt flange*	99163937	-	-	-	-	-
007-BF-IFC	6 3/8	2-bolt flange	UPS 15-55 SFC	6 1/2	2-bolt flange*	59896773	-	-	-	-	-
			ALPHA2 15-55 SFC	6 1/2	2-bolt flange*	99163937	-	-	-	-	-
007-BF5-IFC	6 3/8	2-bolt flange	UPS 15-55 SFC	6 1/2	2-bolt flange*	59896773	-	-	-	-	-
			ALPHA215-55 SFC	6 1/2	2-bolt flange*	99163937	-	-	-	-	-
007-SF5	6 3/8	2-bolt flange	UPS 15-55 SFC	6 1/2	2-bolt flange*	59896773	-	-	-	-	-
			ALPHA2 15-55 SFC	6 1/2	2-bolt flange*	99163937	-	-	-	-	-
007-SF5-IFC	6 3/8	2-bolt flange	UPS 15-55 SFC	6 1/2	2-bolt flange*	59896773	-	-	-	-	-
			ALPHA2 15-55 SFC	6 1/2	2-bolt flange*	99163937	-	-	-	-	-
007-MSSF1-IFC	-	-	UPS 15-35 SFC	6 1/2	2-bolt flange	59896772	-	-	-	-	-
008-BF6	6 3/8	2-bolt flange-R	UPS 15-55 SFC	6 1/2	2-bolt flange	59896773	-	-	-	-	-
			ALPHA2 15-55 SFC	6 1/2	2-bolt flange	99163937	-	-	-	-	-
008-BF6-IFC	6 3/8	2-bolt flange	UPS 15-55 SFC	6 1/2	2-bolt flange*	59896773	-	-	-	-	-
			ALPHA2 15-55 SFC	6 1/2	2-bolt flange*	99163937	-	-	-	-	-
008-BC	6 3/8	3/4" sweat	UPS 15-42 BUC7	7 1/4	3/4" sweat	59896151	-	-	-	-	-
008-BC6	5 5/8	3/4" sweat	UPS 15-42 BUC7	7 1/4	3/4" sweat	59896151	-	-	-	-	-
008-BC6-IFC	6 1/2	3/4" sweat	UPS 15-42 BUC7	7 1/4	3/4" sweat	59896151	-	-	-	-	-
008-SF6	6 3/8	2-bolt flange	UPS15-55 SFC	6 1/2	2-bolt flange*	59896773	-	-	-	-	-
			ALPHA2 15-55 SFC	6 1/2	2-bolt flange*	99163937	-	-	-	-	-
008-SF6-IFC	5 15/16	2-bolt flange	UPS15-55 SFC	6 1/2	2-bolt flange*	59896773	-	-	-	-	-
			ALPHA2 15-55 SFC	6 1/2	2-bolt flange*	99163937	-	-	-	-	-
008-SF6-2	5 15/16	2-bolt flange-R	UPS15-55 SFC	6 1/2	2-bolt flange	59896773	-	-	-	-	-
			ALPHA2 15-55 SFC	6 1/2	2-bolt flange	99163937	-	-	-	-	-
008-SF6-11FC	5 15/16	2-bolt flange-R	UPS15-55 SFC	6 1/2	2-bolt flange	59896773	-	-	-	-	-
			ALPHA2 15-55 SFC	6 1/2	2-bolt flange	99163937	-	-	-	-	-
008-VRBC6	6 3/8	3/4" sweat	UP 15-42 BUC7/MR	7 1/4	3/4" sweat	59896806	-	-	-	-	-
008-VRBC6-IFC	6 3/8	3/4" sweat	UP 15-42 BUC7/MR	7 1/4	3/4" sweat	59896806	-	-	-	-	-
008-VVBC6	6 3/8	3/4" sweat	-	-	-	-	-	-	-	-	-
008-VVBC6-IFC	6 3/8	3/4" sweat	-	-	-	-	-	-	-	-	-
009-BF	6 3/8	Flange	Magna 32-60 FN	6 1/2	2-bolt flange	-	98052802	98052802	98052802	98052802	-
			-	-	-	-	-	-	-	-	-
009-BF-IFC	-	-	Magna 32-60 FN	6 1/2	2-bolt flange	-	98052802	98052802	98052802	98052802	-
			-	-	-	-	-	-	-	-	-
009-BF5	-	-	Magna 32-60 FN	6 1/2	2-bolt flange	-	98052802	98052802	98052802	98052802	-
			-	-	-	-	-	-	-	-	-
009-SF5	6 3/8	2-bolt flange-R	Magna 32-60 FN	6 1/2	2-bolt flange	-	98052802	98052802	98052802	98052802	-
			-	-	-	-	-	-	-	-	-
009-SF5-IFC	6 3/8	2-bolt flange-R	Magna 32-60 FN	6 1/2	2-bolt flange	-	98052802	98052802	98052802	98052802	-
			-	-	-	-	-	-	-	-	-
0010-BF2	6 3/8	2-bolt flange	UPS 43-44 BFC	8 1/2	2-bolt flange*	52722520	-	52722521	-	-	-
			Magna 32-60 FN	6 1/2	2-bolt flange	-	98052802	98052802	98052802	98052802	-
0010-BF-IFC	-	-	UPS 43-44 BFC	8 1/2	2-bolt flange*	52722520	-	52722521	-	-	-
			Magna 32-60 FN	6 1/2	2-bolt flange	-	98052802	98052802	98052802	98052802	-
0010-BF3	6 3/8	2-bolt flange-R	UPS 43-44 BFC	8 1/2	2-bolt flange	52722520	-	52722521	-	-	-
			Magna 32-60 FN	6 1/2	2-bolt flange	-	98052802	98052802	98052802	98052802	-
0010-SF3	6 3/8	2-bolt flange	UPS 43-44 BFC	8 1/2	2-bolt flange*	52722520	-	52722521	-	-	-
			Magna 32-60 FN	6 1/2	2-bolt flange	-	98052802	98052802	98052802	98052802	-
0010-SF3-IFC	6 3/8	2-bolt flange	UPS 43-44 BFC	8 1/2	2-bolt flange*	52722520	-	52722521	-	-	-
			Magna 32-60 FN	6 1/2	2-bolt flange	-	98052802	98052802	98052802	98052802	-

* May not match specific competitive flange orientation.
 Grundfos provides no guarantee as to the accuracy of competitor information listed herein.

Competitor cross-reference for TACO
Open systems: Stainless steel and lead-free bronze pump housings

TACO model	Port-to-port length [in.]	Flange size/ connection type	Grundfos model	Port-to-port length [in.]	Flange size/ connection type	Grundfos product number					
						1 x 115 V	1 x 208 V	1 x 230 V	3 x 208 V	3 x 230 V	3 x 460 V
0011-BF4	6 1/2	2-bolt flange	UPS 26-99 SFC	6 1/2	2-bolt flange*	98961763	-	98961765	-	-	-
			Magna 32-60 FN	6 1/2	2-bolt flange	-	98052802	98052802	98052802	98052802	-
0011-BF-IFC	-	-	UPS 26-99 SFC	6 1/2	2-bolt flange*	98961763	-	98961765	-	-	-
			Magna 32-60 FN	6 1/2	2-bolt flange	-	98052802	98052802	98052802	98052802	-
0011-SF4	6 3/8	2-bolt flange-R	UPS 26-99 SFC	6 1/2	2-bolt flange	98961763	-	98961765	-	-	-
			Magna 32-60 FN	6 1/2	2-bolt flange	-	98052802	98052802	98052802	98052802	-
0011-SF4-IFC	6 1/2	2-bolt flange-R	UPS 26-99 SFC	6 1/2	2-bolt flange	98961763	-	98961765	-	-	-
			Magna 32-60 FN	6 1/2	2-bolt flange	-	98052802	98052802	98052802	98052802	-
0012-BF	8 1/2	2-bolt flange-R	UPS 43-44 BFC	8 1/2	2-bolt flange	52722520	-	52722521	-	-	-
			Magna 40-120 FN	8 1/2	3/4" to 1 1/2"	-	-	96734633	-	96734633	-
0012-BF4-IFC	8 1/2	2-bolt flange-R	UPS 43-44 BFC	8 1/2	2-bolt flange	52722520	-	52722521	-	-	-
			Magna 40-120 FN	8 1/2	3/4" to 1 1/2"	-	-	96734633	-	96734633	-
0012-BF4	8 1/2	2-bolt flange	UPS 43-44 BFC	8 1/2	2-bolt flange*	52722520	-	52722521	-	-	-
			Magna 40-120 FN	8 1/2	3/4" to 1 1/2"	-	-	96734633	-	96734633	-
0012-BF4-1	8 1/2	2" flange	UPS 43-44 BFC	8 1/2	2-bolt flange*	52722520	-	52722521	-	-	-
			Magna 40-120 FN	8 1/2	3/4" to 1 1/2"	-	-	96734633	-	96734633	-
0012-SF4	8 1/2	1 1/2" flange	UPS 43-44 BFC	8 1/2	2-bolt flange*	52722520	-	52722521	-	-	-
			Magna 40-120 FN	8 1/2	3/4" to 1 1/2"	-	-	96734633	-	96734633	-
0012-SF4-IFC	8 1/2	1 1/2" flange	UPS 43-44 BFC	8 1/2	2-bolt flange*	52722520	-	52722521	-	-	-
			Magna 40-120 FN	8 1/2	3/4" to 1 1/2"	-	-	96734633	-	96734633	-
0012-VRBF4-1	6 1/2	2" flange	-	-	-	-	-	-	-	-	-
			Magna 40-120 FN	8 1/2	3/4" to 1 1/2"	-	-	96734633	-	96734633	-
0012-VVBF4-1	6 1/2	2" flange	-	-	-	-	-	-	-	-	-
			Magna 40-120 FN	8 1/2	3/4" to 1 1/2"	-	-	96734633	-	96734633	-
0013-BF3	6 1/2	2-bolt flange	UPS 26-150 SF	6 1/2	2-bolt flange*	95906632	-	95906633	-	95906633	-
			Magna 32-100 FN	6 1/2	2-bolt flange	-	98052760	98052760	98052760	98052760	-
0013-BF-IFC	6 1/2	2-bolt flange	UPS 26-150 SF	6 1/2	2-bolt flange*	95906632	-	95906633	-	95906633	-
			Magna 32-100 FN	6 1/2	2-bolt flange	-	98052760	98052760	98052760	98052760	-
0013-SF3	6 1/2	2-bolt flange-R	UPS 26-150 SF	6 1/2	2-bolt flange	95906632	-	95906633	-	95906633	-
			Magna 32-100 FN	6 1/2	2-bolt flange	-	98052760	98052760	98052760	98052760	-
0013-SF3-IFC	6 1/2	2-bolt flange-R	UPS 26-150 SF	6 1/2	2-bolt flange	95906632	-	95906633	-	95906633	-
			Magna 32-100 FN	6 1/2	2-bolt flange	-	98052760	98052760	98052760	98052760	-
0014-BF	6 1/2	2-bolt flange-R	UPS 26-99 SFC	6 1/2	2-bolt flange	98961763	-	98961765	-	-	-
			Magna 32-100 FN	6 1/2	2-bolt flange	-	98052760	98052760	98052760	98052760	-
0014-BF-1	6 1/2	2-bolt flange	UPS 26-99 SFC	6 1/2	2-bolt flange*	98961763	-	98961765	-	-	-
			Magna 32-100 FN	6 1/2	2-bolt flange	-	98052760	98052760	98052760	98052760	-
0014-BF1-1IFC	6 1/2	2-bolt flange	UPS 26-99 SFC	6 1/2	2-bolt flange*	98961763	-	98961765	-	-	-
			Magna 32-100 FN	6 1/2	2-bolt flange	-	98052760	98052760	98052760	98052760	-
0014-SF1	6 1/2	2-bolt flange-R	UPS 26-99 SFC	6 1/2	2-bolt flange	98961763	-	98961765	-	-	-
			Magna 32-100 FN	6 1/2	2-bolt flange	-	98052760	98052760	98052760	98052760	-
0014-SF1-1IFC	6 1/2	2-bolt flange-R	UPS 26-99 SFC	6 1/2	2-bolt flange	98691763	-	98961765	-	-	-
			Magna 32-100 FN	6 1/2	2-bolt flange	-	98052760	98052760	98052760	98052760	-
0015-MSSF2-IFC	6 1/2	2-bolt flange	UPS 15-55 SFC	6 1/2	2-bolt flange*	59896773	-	-	-	-	-
0015-MSSF2-1IFC	6 1/2	2-bolt flange-R	UPS 15-55 SFC	6 1/2	2-bolt flange	59896773	-	-	-	-	-
1400-10B	6 3/8	2-bolt flange-R	UPS 26-99 SFC	6 1/2	2-bolt flange	98691763	-	98961765	-	-	-
			Magna 32-60 FN	6 1/2	2-bolt flange	-	98052802	98052802	98052802	98052802	-
1400-20B	6 3/8	2-bolt flange-R	UPS 26-150 SF	6 1/2	2-bolt flange	95906632	95906633	95906633	-	-	-
			Magna 32-100 FN	6 1/2	2-bolt flange	-	98052760	98052760	98052760	98052760	-
1400-30B	8 1/2	2-bolt flange-R	UPS 26-150 SF	6 1/2	2-bolt flange	95906632	95906633	95906633	-	-	-
			Magna 32-100 FN	6 1/2	2-bolt flange	-	98052760	98052760	98052760	98052760	-
1400-40B	8 1/2	2-bolt flange-R	UPS 43-100 SF	8 1/2	2-bolt flange	95906638	95906639	95906639	-	-	-
			Magna 32-100 FN	6 1/2	2-bolt flange	-	98052760	98052760	98052760	98052760	-
1400-45B	6 3/8	2-bolt flange-R	UPS 26-150 SF	6 1/2	2-bolt flange	95906632	95906633	95906633	-	-	-
			Magna 40-120 FN	8 1/2	3/4" to 1 1/2"	-	-	96734633	-	96734633	-

* May not match specific competitive flange orientation.
 Grundfos provides no guarantee as to the accuracy of competitor information listed herein.

Competitor cross-reference for TACO
Open systems: Stainless steel and lead-free bronze pump housings

TACO model	Port-to-port length [in.]	Flange size/ connection type	Grundfos model	Port-to-port length [in.]	Flange size/ connection type	Grundfos product number					
						1 x 115 V	1 x 208 V	1 x 230 V	3 x 208 V	3 x 230 V	3 x 460 V
1400-50B	6 3/8	2" bolt flange	UPS 40-160/2 B	11 1/2	2" 4-bolt flange*	96402787	96402788	96402787	96402788	-	-
			Magna 40-120 FN	8 1/2	3/4" to 1 1/2"	-	-	96734633	-	96734633	-
1400-50B/2	6 3/8	2" bolt flange	UPS 40-160/2 B	11 1/2	2" 4-bolt flange*	96402787	-	96402788	96402789	96402789	96402790
1400-60B	8 1/2	2-bolt flange-R	UPS 43-100 SF	8 1/2	2-bolt flange	95906638	95906639	95906639	-	-	-
1400-65B	8 1/2	2-bolt flange-R	UPS 50-60 SF	8 1/2	4-bolt flange	97523136	97523137	97523137	-	-	-
1400-70B	8 1/2	4-bolt flange	UPS 50-80/4 B	11 1/2	2" 4-bolt flange*	96404963	-	96404964	96404965	96404965	96404966
1400-70B/3	8 1/2	4-bolt flange	UPS 50-80/4 B	11 1/2	2" 4-bolt flange*	96404963	-	96404964	96404965	96404965	96404966
2400-10S	6 3/8	2-bolt flange-R	UPS 26-99 SFC	6 1/2	2-bolt flange	98961763	-	98961765	-	-	-
			Magna 32-60 FN	6 1/2	2-bolt flange	-	98052802	98052802	98052802	98052802	-
2400-20S	6 3/8	2-bolt flange-R	UPS 26-150 SF	6 1/2	2-bolt flange	95906632	95906633	95906633	-	-	-
			Magna 32-100 FN	6 1/2	2-bolt flange	-	98052760	98052760	98052760	98052760	-
2400-30S	8 1/2	2-bolt flange-R	UPS 26-150 SF	6 1/2	2-bolt flange	95906632	95906633	95906633	-	-	-
			Magna 32-100 FN	6 1/2	2-bolt flange	-	98052760	98052760	98052760	98052760	-
2400-40S	8 1/2	2-bolt flange-R	UPS 43-100 SF	8 1/2	2-bolt flange	95906638	95906639	95906639	-	-	-
			Magna 32-100 FN	6 1/2	2-bolt flange	-	98052760	98052760	98052760	98052760	-
2400-45S	6 3/8	2-bolt flange-R	UPS 26-150 SF	6 1/2	2-bolt flange	95906632	95906633	95906633	-	-	-
			Magna 40-120 FN	8 1/2	3/4" to 1 1/2"	-	-	96734633	-	96734633	-
2400-50S	6 3/8	2-bolt flange-R	UPS 40-160/2 B	11 1/2	2" 4-bolt flange*	96402787	-	96402788	96402789	96402789	96402790
			Magna 40-120 FN	8 1/2	3/4" to 1 1/2"	-	-	96734633	-	96734633	-
2400-50S/2	6 3/8	2" 2-bolt flange	UPS 40-160/2 B	11 1/2	2" 4-bolt flange*	96402787	-	96402788	96402789	96402789	96402790
2400-60S	8 1/2	2" 4-bolt flange	UPS 43-100 SF	8 1/2	2-bolt flange	95906638	95906639	95906639	-	-	-
2400-65S	8 1/2	2" 4-bolt flange	UPS 50-60 SF	8 1/2	4-bolt flange	97523136	97523137	97523137	-	-	-
2400-70S	8 1/2	2" 4-bolt flange	UPS 50-80/4 B	11 1/2	2" 4-bolt flange*	96404963	-	96404964	96404965	96404965	96404966
2400-70S/3	8 1/2	3" 4-bolt flange	UPS 50-80/4 B	11 1/2	2" 4-bolt flange*	96404963	-	96404964	96404965	96404965	96404966

* May not match specific competitive flange orientation.

Grundfos provides no guarantee as to the accuracy of competitor information listed herein.

Closed systems: Cast iron pump housings

Competitor cross-reference for TACO Closed systems: Cast iron pump housings							Grundfos product number					
TACO model	Port-to-port length [in.]	Flange size/ connection type	Grundfos model	Port-to-port length [in.]	Flange size/ connection type		1 x 115 V	1 x 208 V	1 x 230 V	3 x 208 V	3 x 230 V	3 x 460 V
00R-F6-1IFC	6 3/8	2-bolt flange-R	UPS 15-58 FC	6 1/2	2-bolt flange		59896341	-	-	-	-	-
			ALPHA2 15-55 FC	6 1/2	2-bolt flange		99163903	-	-	-	-	-
00R-MSF2-IFC	6 3/8	2-bolt flange-R	-	-	-		-	-	-	-	-	-
00R-MSF2-1IFC	6 3/8	2-bolt flange	-	-	-		-	-	-	-	-	-
005-F2	6 3/8	2-bolt flange	UPS 15-58 FRC	6 1/2	2-bolt flange-R		59896343	-	-	-	-	-
			ALPHA2 15-55 FRC	6 1/2	2-bolt flange		99163932	-	-	-	-	-
005-F2-2IFC	6 3/8	2-bolt flange	UPS 15-58 FRC	6 1/2	2-bolt flange-R		59896343	-	-	-	-	-
			ALPHA2 15-55 FRC	6 1/2	2-bolt flange		99163932	-	-	-	-	-
005-F2-3IFC	6 3/8	2-bolt flange-R	UPS 15-58 FC	6 1/2	2-bolt flange		59896341	-	-	-	-	-
			UPS 15-42 F	6 1/2	2-bolt flange		-	-	59896180	-	-	-
			ALPHA2 15-55 FC	6 1/2	2-bolt flange		99163903	-	-	-	-	-
005-VRF2	6 3/8	2-bolt flange	UP 15-42 FC/MR	6 1/2	2-bolt flange*		59896804	-	-	-	-	
005-VRF2-2IFC	6 3/8	2-bolt flange	UP 15-42 FC/MR	6 1/2	2-bolt flange*		59896804	-	-	-	-	
005-VVF2	6 3/8	2-bolt flange	UP 26-64 F/VS	6 1/2	2-bolt flange*		52722553	-	-	-	-	-
005-VVF2-2IFC	6 3/8	2-bolt flange	-	-	-		-	-	-	-	-	-
006-F4	6 3/8	2-bolt flange-R	UPS 15-58 FC	6 1/2	2-bolt flange		59896341	-	-	-	-	-
			ALPHA2 15-55 FC	6 1/2	2-bolt flange		99163903	-	-	-	-	-
006-F7-IFC	6 3/8	2-bolt flange-R	UPS 15-58 FC	6 1/2	2-bolt flange		59896341	-	-	-	-	-
			ALPHA2 15-55 FC	6 1/2	2-bolt flange		99163903	-	-	-	-	-
006-VRF4	6 3/8	2-bolt flange-R	UP 15-42 FC/MR	6 1/2	2-bolt flange		59896804	-	-	-	-	
006-VRF7-IFC	6 3/8	2-bolt flange-R	UP 15-42 FC/MR	6 1/2	2-bolt flange		59896804	-	-	-	-	
006-VVF4	6 3/8	2-bolt flange-R	UP 15-42 F/VS	6 1/2	2-bolt flange		59896807	-	-	-	-	
006-VVF7-IFC	6 3/8	2-bolt flange-R	-	-	-		-	-	-	-	-	
007-F5	6 3/8	2-bolt flange	UPS 15-58 FRC	6 1/2	2-bolt flange-R		59896343	-	-	-	-	-
			UP 15-42 FR	6 1/2	2-bolt flange-R		59896167	-	59896274	-	-	-
			ALPHA2 15-55 FRC	6 1/2	2-bolt flange		99163932	-	-	-	-	-
007-F5-5	6 3/8	2-bolt flange-R	UPS 15-58 FC	6 1/2	2-bolt flange		59896341	-	-	-	-	-
			UP 15-42 F	6 1/2	2-bolt flange		59896155	-	59896173	-	-	-
			UPS 15-42 F	6 1/2	2-bolt flange		-	-	59896180	-	-	-
007-F5-7-IFC	6 3/8	2-bolt flange	UPS 15-58 FRC	6 1/2	2-bolt flange-R		59896343	-	-	-	-	
			ALPHA2 15-55 FRC	6 1/2	2-bolt flange		99163932	-	-	-	-	-
007-F5-8-IFC	6 3/8	2-bolt flange-R	UPS 15-58 FC	6 1/2	2-bolt flange		59896341	-	-	-	-	
			ALPHA2 15-55 FC	6 1/2	2-bolt flange		99163903	-	-	-	-	-
007-F-MSSF1-IFC	-	-	-	-	-		-	-	-	-	-	
007-VRF5	6 3/8	2-bolt flange	-	-	-		-	-	-	-	-	
007-VRF5-2IFC	6 3/8	2-bolt flange	-	-	-		-	-	-	-	-	
007-VVF5	6 3/8	2-bolt flange	UP 26-64 F/VS	6 1/2	2-bolt flange*		52722553	-	-	-	-	
007-VVF5-2IFC	6 3/8	2-bolt flange	-	-	-		-	-	-	-	-	
007e-F2	6 3/8	2-bolt flange-R	ALPHA2 15-55 FR	6 1/2	2-bolt flange		99163932	-	-	-	-	
			ALPHA2 15-55 FR/LC	6 1/2	2-bolt flange		99163934	-	-	-	-	

* May not match specific competitive flange orientation.

Grundfos provides no guarantee as to the accuracy of competitor information listed herein.

Competitor cross-reference for TACO							Grundfos product number					
Closed systems: Cast iron pump housings												
TACO model	Port-to-port length [in.]	Flange size/connection type	Grundfos model	Port-to-port length [in.]	Flange size/connection type	Grundfos product number						
						1 x 115 V	1 x 208 V	1 x 230 V	3 x 208 V	3 x 230 V	3 x 460 V	
007e-F4	6 3/8	2-bolt flange-R	ALPHA2 15-55 F	6 1/2	2-bolt flange	99163903	-	-	-	-	-	
			ALPHA2 15-55 F/LC	6 1/2	2-bolt flange	99163906	-	-	-	-	-	
008-F6	6 3/8	2-bolt flange	UPS 15-58 FRC	6 1/2	2-bolt flange-R	59896343	-	-	-	-	-	
			UP 15-42 FR	6 1/2	2-bolt flange-R	59896167	-	59896274	-	-	-	
			ALPHA2 15-55 FRC	6 1/2	2-bolt flange	99163932	-	-	-	-	-	
008-F6-3	6 3/8	2-bolt flange-R	UPS 15-58 FC	6 1/2	2-bolt flange	59896341	-	-	-	-	-	
			UP 15-42 F	6 1/2	2-bolt flange	59896155	-	59896173	-	-	-	
			ALPHA2 15-55 FC	6 1/2	2-bolt flange	99163903	-	-	-	-	-	
008-F6-1IFC	6 3/8	2-bolt flange-R	UPS 15-58 FC	6 1/2	2-bolt flange	59896341	-	-	-	-	-	
			UP 15-42 F	6 1/2	2-bolt flange	59896155	-	59896173	-	-	-	
			ALPHA2 15-55 FC	6 1/2	2-bolt flange	99163903	-	-	-	-	-	
008-VRF6	6 3/8	2-bolt flange	UP 15-42 FC/MR	6 1/2	2-bolt flange*	59896804	-	-	-	-		
008-VRF6-1IFC	6 3/8	2-bolt flange-R	UP 15-42 FC/MR	6 1/2	2-bolt flange*	59896804	-	-	-	-		
008-VVF6	6 3/8	2-bolt flange	UP 15-42 F/VS	6 1/2	2-bolt flange*	59896807	-	-	-	-		
008-VVF6-1IFC	6 3/8	2-bolt flange	-	-	-	-	-	-	-	-		
009-F5	6 3/8	2-bolt flange-R	UP 15-100 F	6 1/2	2-bolt flange	59896300	-	-	-	-	-	
			Magna 32-60 F	6 1/2	2-bolt flange	-	98071395	98071395	98071395	98071395	-	
009-F5-IFC	6 3/8	2-bolt flange-R	-	-	-	-	-	-	-	-	-	
			Magna 32-60 F	6 1/2	2-bolt flange	-	98071395	98071395	98071395	98071395	-	
009-VRF5	6 3/8	2-bolt flange-R	Magna 32-60 F	6 1/2	2-bolt flange	-	98071395	98071395	98071395	98071395	-	
			-	-	-	-	-	-	-	-	-	
009-VRF5-IFC	6 3/8	2-bolt flange-R	Magna 32-60 F	6 1/2	2-bolt flange	-	98071395	98071395	98071395	98071395	-	
			-	-	-	-	-	-	-	-	-	
009-VVF5	6 3/8	2-bolt flange-R	UP 26-96 F/VS	6 1/2	2-bolt flange	52722552	-	-	-	-	-	
			Magna 32-60 F	6 1/2	2-bolt flange	-	98071395	98071395	98071395	98071395	-	
009-VVF5-IFC	6 3/8	2-bolt flange-R	-	-	-	-	-	-	-	-	-	
			Magna 32-60 F	6 1/2	2-bolt flange	-	98071395	98071395	98071395	98071395	-	
0010-F3	6 3/8	2-bolt flange	-	-	-	-	-	-	-	-	-	
			Magna 32-60 F	6 1/2	2-bolt flange	-	98071395	98071395	98071395	98071395	-	
0010-F3-1IFC	6 3/8	2-bolt flange	-	-	-	-	-	-	-	-	-	
			Magna 32-60 F	6 1/2	2-bolt flange	-	98071395	98071395	98071395	98071395	-	
0010-MSF1-IFC	6 3/8	4-bolt flange	-	-	-	-	-	-	-	-	-	
			Magna 32-60 F	6 1/2	2-bolt flange	-	98071395	98071395	98071395	98071395	-	
0010-VRF3	6 3/8	2-bolt flange	Magna 32-60 F	6 1/2	2-bolt flange	-	98071395	98071395	98071395	98071395	-	
			-	-	-	-	-	-	-	-	-	
0010-VRF3-1IFC	6 3/8	2-bolt flange	Magna 32-60 F	6 1/2	2-bolt flange	-	98071395	98071395	98071395	98071395	-	
			-	-	-	-	-	-	-	-	-	
0010-VVF3	6 3/8	2-bolt flange	Magna 32-60 F	6 1/2	2-bolt flange	-	98071395	98071395	98071395	98071395	-	
			UP 26-64 F/VS	6 1/2	2-bolt flange*	52722553	-	-	-	-	-	
0010-VVF3-1IFC	6 3/8	2-bolt flange	Magna 32-60 F	6 1/2	2-bolt flange	-	98071395	98071395	98071395	98071395	-	
			-	-	-	-	-	-	-	-	-	
0011-F4	6 1/2	2-bolt flange-R	Magna 32-60 F	6 1/2	2-bolt flange	-	98071395	98071395	98071395	98071395	-	
			UPS 26-99 FC	6 1/2	2-bolt flange	52722512	-	52722513	-	-	-	
0011-F4-2IFC	6 1/2	2-bolt flange-R	Magna 32-60 F	6 1/2	2-bolt flange	-	98071395	98071395	98071395	98071395	-	
			UPS 26-99 FC	6 1/2	2-bolt flange	52722512	-	52722513	-	-	-	
0010-VSF3	6 3/8	2-bolt flange	Magna 32-60 F	6 1/2	2-bolt flange	-	98071395	98071395	98071395	98071395	-	
			UP 15-42 F/VS	6 1/2	2-bolt flange*	59896807	-	-	-	-	-	
0010-VSF3-1IFC	6 3/8	2-bolt flange	Magna 32-60 F	6 1/2	2-bolt flange	-	98071395	98071395	98071395	98071395	-	
			UP 15-42 F/VS	6 1/2	2-bolt flange*	59896807	-	-	-	-	-	
0011-VRF4	6 1/2	2-bolt flange-R	Magna 32-60 F	6 1/2	2-bolt flange	-	98071395	98071395	98071395	98071395	-	
			-	-	-	-	-	-	-	-	-	
0011-VRF4-1IFC	6 1/2	2-bolt flange-R	Magna 32-60 F	6 1/2	2-bolt flange	-	98071395	98071395	98071395	98071395	-	
			-	-	-	-	-	-	-	-	-	

* May not match specific competitive flange orientation.

Grundfos provides no guarantee as to the accuracy of competitor information listed herein.

Competitor cross-reference for TACO
Closed systems: Cast iron pump housings

TACO model	Port-to-port length [in.]	Flange size/connection type	Grundfos model	Port-to-port length [in.]	Flange size/connection type	Grundfos product number					
						1 x 115 V	1 x 208 V	1 x 230 V	3 x 208 V	3 x 230 V	3 x 460 V
0011-VVF4	6 1/2	2-bolt flange-R	Magna 32-60 F	6 1/2	2-bolt flange	-	98071395	98071395	98071395	98071395	-
			UP 26-96 F/VS	6 1/2	2-bolt flange	52722552	-	-	-	-	-
0011-VVF4-1IFC	6 1/2	2-bolt flange-R	Magna 32-60 F	6 1/2	2-bolt flange	-	98071395	98071395	98071395	98071395	-
			-	-	-	-	-	-	-	-	-
0012-F4	8 1/2	2-bolt flange	Magna 32-60 F	6 1/2	2-bolt flange	-	98071395	98071395	98071395	98071395	-
			-	-	-	-	-	-	-	-	-
0012-F4-3	8 1/2	2-bolt flange	Magna 40-120 F	8 1/2	2-bolt flange	-	-	96734489	-	96734489	-
			-	-	-	-	-	-	-	-	-
0012-F4-IFC	8 1/2	2-bolt flange-R	Magna 40-120 F	8 1/2	2-bolt flange	-	-	96734489	-	96734489	-
			UPS 43-44 FC	8 1/2	2-bolt flange	52722514	-	52722515	-	-	-
0012-F4-1	8 1/2	2" flange	Magna 40-120 F	8 1/2	2-bolt flange	-	-	96734489	-	96734489	-
			UPS 50-44 FC	8 1/2	2" flange	52722557	-	52722558	-	-	-
0012-VRF4	8 1/2	1 1/2" flange	Magna 40-120 F	8 1/2	2-bolt flange	-	-	96734489	-	96734489	-
			-	-	-	-	-	-	-	-	-
0012-VRF4-1	8 1/2	2" flange	Magna 40-120 F	8 1/2	2-bolt flange	-	-	96734489	-	96734489	-
			-	-	-	-	-	-	-	-	-
0012-VRF4-IFC	8 1/2	1 1/2" flange-R	Magna 40-120 F	8 1/2	2-bolt flange	-	-	96734489	-	96734489	-
			-	-	-	-	-	-	-	-	-
0012-VVF4	8 1/2	1 1/2" flange	Magna 40-120 F	8 1/2	2-bolt flange	-	-	96734489	-	96734489	-
			-	-	-	-	-	-	-	-	-
0012-VVF4-1	8 1/2	2" flange	Magna 40-120 F	8 1/2	2-bolt flange	-	-	96734489	-	96734489	-
			-	-	-	-	-	-	-	-	-
0012-VVF4-IFC	8 1/2	1 1/2" flange-R	Magna 40-120 F	8 1/2	2-bolt flange	-	-	96734489	-	96734489	-
			-	-	-	-	-	-	-	-	-
0013-F3	6 1/2	2-bolt flange-R	UP 26-116 F	6 1/2	2-bolt flange	-	-	52722377	-	-	-
			UPS 26-150 F	6 1/2	2-bolt flange	95906630	95906631	95906631	-	-	-
			Magna 32-100 F	6 1/2	2-bolt flange	-	98071396	98071396	98071396	98071396	-
0013-F3-1IFC	6 1/2	2-bolt flange-R	Magna 32-100 F	6 1/2	2-bolt flange	-	98071396	98071396	98071396	98071396	-
0013-VRF3	6 1/2	2-bolt flange-R	Magna 32-100 F	6 1/2	2-bolt flange	-	98071396	98071396	98071396	98071396	-
0013-VRF3-1IFC	6 1/2	2-bolt flange-R	Magna 32-100 F	6 1/2	2-bolt flange	-	98071396	98071396	98071396	98071396	-
0013-VVF3	6 1/2	2-bolt flange-R	Magna 32-100 F	6 1/2	2-bolt flange	-	98071396	98071396	98071396	98071396	-
0013-VVF3-1IFC	6 1/2	2-bolt flange-R	Magna 32-100 F	6 1/2	2-bolt flange	-	98071396	98071396	98071396	98071396	-
0014-F1	6 1/2	2-bolt flange-R	UPS 26-99 FC	6 1/2	2-bolt flange	52722512	-	52722513	-	-	-
			Magna 32-100 F	6 1/2	2-bolt flange	-	98071396	98071396	98071396	98071396	-
0014-F1-1IFC	6 1/2	2-bolt flange-R	UPS 26-99 FC	6 1/2	2-bolt flange	52722512	-	52722513	-	-	-
			Magna 32-100 F	6 1/2	2-bolt flange	-	98071396	98071396	98071396	98071396	-
0014-VRF1	6 1/2	2-bolt flange-R	Magna 32-100 F	6 1/2	2-bolt flange	-	98071396	98071396	98071396	98071396	-
0014-VRF1-1IFC	6 1/2	2-bolt flange-R	Magna 32-100 F	6 1/2	2-bolt flange	-	98071396	98071396	98071396	98071396	-
0014-VVF1	6 1/2	2-bolt flange-R	Magna 32-100 F	6 1/2	2-bolt flange	-	98071396	98071396	98071396	98071396	-
0014-VVF1-1IFC	6 1/2	2-bolt flange-R	Magna 32-100 F	6 1/2	2-bolt flange	-	98071396	98071396	98071396	98071396	-
0015-MSF2-IFC	6 1/2	2-bolt flange	UPS 15-58 FRC	6 1/2	2-bolt flange-R	59896343	-	-	-	-	-
			ALPHA2 15-55 FRC	6 1/2	2-bolt flange	99163932	-	-	-	-	-
0015-MSF2-1IFC	6 1/2	2-bolt flange-R	UPS 15-58 FC	6 1/2	2-bolt flange	59896341	-	-	-	-	-
			ALPHA2 15-55 FC	6 1/2	2-bolt flange	99163903	-	-	-	-	-
1400-10	6 3/8	2-bolt flange-R	UPS 26-99 FC	6 1/2	2-bolt flange	52722512	-	52722513	-	-	-
			Magna 32-60 F	6 1/2	2-bolt flange	-	98071395	98071395	98071395	98071395	-
1400-20	6 3/8	2-bolt flange-R	UPS 26-150 F	6 1/2	2-bolt flange	95906630	95906631	95906631	-	-	-
			Magna 32-100 F	6 1/2	2-bolt flange	-	98071396	98071396	98071396	98071396	-
1400-30	8 1/2	2-bolt flange-R	UPS 26-150 F	6 1/2	2-bolt flange	95906630	95906631	95906631	-	-	-
			Magna 32-100 F	6 1/2	2-bolt flange	-	98071396	98071396	98071396	98071396	-
1400-40	8 1/2	2-bolt flange-R	UPS 43-100 F	8 1/2	2-bolt flange	95906636	95906637	95906637	-	-	-
			Magna 32-100 F	6 1/2	2-bolt flange	-	98071396	98071396	98071396	98071396	-

* May not match specific competitive flange orientation.
Grundfos provides no guarantee as to the accuracy of competitor information listed herein.

Competitor cross-reference for TACO
Closed systems: Cast iron pump housings

TACO model	Port-to-port length [in.]	Flange size/ connection type	Grundfos model	Port-to-port length [in.]	Flange size/ connection type	Grundfos product number					
						1 x 115 V	1 x 208 V	1 x 230 V	3 x 208 V	3 x 230 V	3 x 460 V
1400-45	6 3/8	2-bolt flange-R	UPS 26-150 F	6 1/2	2-bolt flange	95906630	95906631	95906631	-	-	-
			Magna 40-120 F	8 1/2	2-bolt flange	-	-	96734489	-	96734489	-
1400-50	6 3/8	2" bolt flange	UPS 40-160/2	11 1/2	2" 4-bolt flange*	-	-	-	-	-	-
			Magna 40-120 F	8 1/2	2-bolt flange	-	-	96734489	-	96734489	-
1400-50/2	6 3/8	2" bolt flange	UPS 40-160/2	11 1/2	2" 4-bolt flange*	-	-	-	-	-	-
1400-60	8 1/2	2-bolt flange-R	UPS 43-100 F	8 1/2	2-bolt flange	95906636	95906637	95906637	-	-	-
1400-65	8 1/2	2-bolt flange-R	UPS 50-60 F	8 1/2	4-bolt flange	97523134	97523135	97523135	-	-	-
1400-70	8 1/2	4-bolt flange	UPS 50-80/4	11 1/2	2" 4-bolt flange	-	-	-	-	-	-
1400-70/3	8 1/2	4-bolt flange	UPS 50-80/4	11 1/2	2" 4-bolt flange	-	-	-	-	-	-
2400-10	6 3/8	2-bolt flange-R	UPS 26-99 FC	6 1/2	2-bolt flange	52722512	-	52722513	-	-	-
			Magna 32-60 F	6 1/2	2-bolt flange	-	98071395	98071395	98071395	98071395	-
2400-20	6 3/8	2-bolt flange-R	UPS 26-150 F	6 1/2	2-bolt flange	95906630	95906631	95906631	-	-	-
			Magna 32-100 F	6 1/2	2-bolt flange	-	98071396	98071396	98071396	98071396	-
2400-30	8 1/2	2-bolt flange-R	UPS 26-150 F	6 1/2	2-bolt flange	95906630	95906631	95906631	-	-	-
			Magna 32-100 F	6 1/2	2-bolt flange	-	98071396	98071396	98071396	98071396	-
2400-40	8 1/2	2-bolt flange-R	UPS 43-100 F	8 1/2	2-bolt flange	95906636	95906637	95906637	-	-	-
			Magna 32-100 F	6 1/2	2-bolt flange	-	98071396	98071396	98071396	98071396	-
2400-45	6 3/8	2-bolt flange-R	UPS 26-150 F	6 1/2	2-bolt flange	95906630	95906631	95906631	-	-	-
			Magna 40-120 F	8 1/2	2-bolt flange	-	-	96734489	-	96734489	-
2400-50	6 3/8	2-bolt flange-R	UPS 40-160/2	11 1/2	2" 4-bolt flange*	-	-	-	-	-	-
			Magna 40-120 F	8 1/2	2-bolt flange	-	-	96734489	-	96734489	-
2400-50/2	6 3/8	2" 2-bolt flange	UPS 40-160/2	11 1/2	2" 4-bolt flange*	-	-	-	-	-	-
2400-60	8 1/2	2" 4-bolt flange	UPS 43-100 F	8 1/2	2-bolt flange	95906636	95906637	95906637	-	-	-
2400-65	8 1/2	2" 4-bolt flange	UPS 50-60 F	8 1/2	4-bolt flange	97523134	97523135	97523135	-	-	-
2400-70	8 1/2	2" 4-bolt flange	UPS 50-80/4	11 1/2	2" 4-bolt flange*	-	-	-	-	-	-
2400-70/3	8 1/2	3" 4-bolt flange	UPS 50-80/4	11 1/2	2" 4-bolt flange*	-	-	-	-	-	-

* May not match specific competitive flange orientation.

Grundfos provides no guarantee as to the accuracy of competitor information listed herein.

Reference for replacing Bell & Gossett models

Open systems: Stainless steel and lead-free bronze pump housings

Competitor cross-reference for Bell & Gossett							Open systems: Stainless steel and lead-free bronze pump housings					
Bell & Gossett model	Port-to-port length [in.]	Flange size/connection type	Grundfos model	Port-to-port length [in.]	Flange size/connection type	Grundfos product number						
						1 x 115 V	1 x 208 V	1 x 230 V	3 x 208 V	3 x 230 V	3 x 460 V	
NBF-8S/LW	5	1/2" sweat	UP 15-10 B5	5	1/2" sweat	59896213	-	-	-	-	-	
NBF-8S/P	5	1/2" sweat	UP 15-10 B5/LC	5	1/2" sweat	59896214	-	-	-	-	-	
NBF-8S/TP	5	1/2" sweat	UP 15-10 B5/TLC	5	1/2" sweat	59896215	-	-	-	-	-	
NBF-9U/LW	6 3/8	Union	UPS 15-29 SU	5 7/8	1 1/4" U	59896775	-	59896784	-	-	-	
NBF-9U/P	6 3/8	Union	UPS 15-29 SUC/LC	5 7/8	1 1/4" U	59896776	-	-	-	-	-	
NBF-9U/TP	6 3/8	Union	UPS 15-29 SUC/TLC	5 7/8	1 1/4" U	59896777	-	-	-	-	-	
NBF-10S/LW	5	1/2" sweat	UP 15-18 B5	5	1/2" sweat	59896114	-	59896118	-	-	-	
NBF-10S/P	5	1/2" sweat	UP 15-18 B5/LC	5	1/2" sweat	59896211	-	-	-	-	-	
NBF-10S/TP	5	1/2" sweat	UP 15-18 B5/TLC	5	1/2" sweat	59896212	-	-	-	-	-	
NBF-12U/LW	6 3/8	Union	UPS 15-35 SUC	5 7/8	1 1/4" U	59896778	-	-	-	-	-	
NBF-12F/LW	6 3/8	2-bolt flange	UPS 15-35 SFC	6 1/2	2-bolt flange	59896772	-	-	-	-	-	
			ALPHA2 15-55 SFC	6 1/2	2-bolt flange	99163937	-	-	-	-	-	
NBF-18S	5	1/2" sweat	UP 15-42 B5	5	1/2" sweat	59896145	-	59896142	-	-	-	
NBF-22U	6 3/8	Union	UPS 15-55 SUC	5 7/8	1 1/4" U	-	-	59896786	-	-	-	
NBF-22	6 3/8	2-bolt flange	UPS 15-55 SFC	6 1/2	2-bolt flange	59896773	-	-	-	-	-	
			ALPHA2 15-55 SFC	6 1/2	2-bolt flange	99163937	-	-	-	-	-	
NBF-25	6 3/8	2-bolt flange	UPS 15-55 SFC	6 1/2	2-bolt flange	59896773	-	-	-	-	-	
			ALPHA2 15-55 SFC	6 1/2	2-bolt flange	99163937	-	-	-	-	-	
NBF-33	6 3/8	2-bolt flange	UPS 43-44 BFC	8 1/2	2-bolt flange	52722520	-	52722521	-	-	-	
			Magna 32-60 FN	6 1/2	2-bolt flange	-	98052802	98052802	98052802	98052802	-	
NBF-36	6 3/8	2-bolt flange	UPS 26-150 SF	6 1/2	2-bolt flange	95906632	95906633	95906633	-	-	-	
			Magna 32-100 FN	6 1/2	2-bolt flange	-	98052760	98052760	98052760	98052760	-	
NBF-45	8 1/2	2-bolt flange	UP 43-75 BF	8 1/2	2-bolt flange	52722370	52722369	-	-	-	-	
			Magna 32-100 FN	6 1/2	2-bolt flange	-	98052760	98052760	98052760	98052760	-	
SSF-9U/LW	6 3/8	Union	UPS 15-29 SU	5 7/8	1 1/4" U	59896775	-	59896784	-	-	-	
SSF-9U/P	6 3/8	Union	UPS 15-29 SUC/LC	5 7/8	1 1/4" U	59896776	-	-	-	-	-	
SSF-9U/TP	6 3/8	Union	UPS 15-29 SUC/TLC	5 7/8	1 1/4" U	59896777	-	-	-	-	-	
SSF-12F/LW	6 3/8	2-bolt flange	UPS 15-35 SFC	6 1/2	2-bolt flange	59896772	-	-	-	-	-	
SSF-12U/LW	6 3/8	Union	UPS 15-35 SUC	6 1/2	1 1/4" U	59896778	-	-	-	-	-	
SSF-22	6 3/8	2-bolt flange	UPS 15-55 SFC	6 1/2	2-bolt flange	59896773	-	-	-	-	-	
			ALPHA2 15-55 SFC	6 1/2	2-bolt flange	99163937	-	-	-	-	-	
SSF-22U	6 3/8	Union	UPS 15-55 SUC	5 7/8	1 1/4" U	-	-	59896786	-	-	-	
LR-15B	6 3/8	2-bolt flange	UPS 15-55 SFC	6 1/2	2-bolt flange	59896773	-	-	-	-	-	
			ALPHA2 15-55 SFC	6 1/2	2-bolt flange	99163937	-	-	-	-	-	
LR-15BWR	6 3/8	2-bolt flange	UPS 26-99 SFC	8 1/2	2-bolt flange	98961763	-	98961765	-	-	-	
			Magna 32-60 FN	6 1/2	2-bolt flange	-	98052802	98052802	98052802	98052802	-	
Series 100 B	6 3/8	2-bolt flange	UPS 43-44 BFC	8 1/2	2-bolt flange	52722520	-	52722521	-	-	-	
			Magna 32-60 FN	6 1/2	2-bolt flange	-	98052802	98052802	98052802	98052802	-	
Series HV B	8 1/2	2-bolt flange-R	UPS 43-44 BFC	8 1/2	2-bolt flange	52722520	-	52722521	-	-	-	
			Magna 32-60 FN	6 1/2	2-bolt flange	-	98052802	98052802	98052802	98052802	-	
Series PR B	8 1/2	2-bolt flange-R	UPS 15-55 SFC	6 1/2	2-bolt flange	59896773	-	-	-	-	-	
			Magna 32-60 FN	6 1/2	2-bolt flange	-	98052802	98052802	98052802	98052802	-	
2" AB	8 1/2	2" flange-R	UPS 50-60 SF	8 1/2	4-bolt flange	97523136	97523137	97523137	-	-	-	
			Magna 40-120 FN	8 1/2	3/4" to 1 1/2"	-	-	96734633	-	96734633	-	
PL-30B	8 5/8	2-bolt flange	UPS 26-99 SF	6 1/2	2-bolt flange	98961763	-	-	-	-	-	
			Magna 32-60 FN	6 1/2	2-bolt flange	-	98052760	98052760	98052760	98052760	-	
PL-36B	8 5/8	2-bolt flange	UPS 26-150 SF	6 1/2	2-bolt flange	95906632	95906633	95906633	-	-	-	
			Magna 32-100 FN	6 1/2	2-bolt flange	-	98052760	98052760	98052760	98052760	-	
PL-45B	9 3/8	2-bolt flange	UPS 43-100 SF	8 1/2	2-bolt flange	95906638	95906639	95906639	-	-	-	
			Magna 32-100 FN	6 1/2	2-bolt flange	-	98052760	98052760	98052760	98052760	-	
PL-50B	9 3/8	2-bolt flange	UPS 43-100 SF	8 1/2	2-bolt flange	95906638	95906639	95906639	-	-	-	
			Magna 32-100 FN	6 1/2	2-bolt flange	-	98052760	98052760	98052760	98052760	-	

* May not match specific competitive flange orientation.

Grundfos provides no guarantee as to the accuracy of competitor information listed herein.

Competitor cross-reference for Bell & Gossett
Open systems: Stainless steel and lead-free bronze pump housings

Bell & Gossett model	Port-to-port length [in.]	Flange size/connection type	Grundfos model	Port-to-port length [in.]	Flange size/connection type	Grundfos product number					
						1 x 115 V	1 x 208 V	1 x 230 V	3 x 208 V	3 x 230 V	3 x 460 V
PL-55B	9 9/16	2-bolt flange	UPS 26-150 SF	6 1/2	2-bolt flange	95906632	95906633	95906633	-	-	-
			Magna 40-120 FN	8 1/2	2-bolt flange	-	-	96734633	-	96734633	-
PL-75B	9 15/16	2"	UPS 50-60 SF	8 1/2	4-bolt flange	97523136	97523137	97523137	-	-	-
			Magna 40-120 FN	8 1/2	2-bolt flange	-	-	96734633	-	96734633	-

* May not match specific competitive flange orientation.

Grundfos provides no guarantee as to the accuracy of competitor information listed herein.

Closed systems: Cast iron pump housings

Competitor cross-reference for Bell & Gossett
Closed systems: Cast iron pump housings

Bell & Gossett model	Port-to-port length [in.]	Flange size/connection type	Grundfos model	Port-to-port length [in.]	Flange size/connection type	Grundfos product number					
						1 x 115 V	1 x 208 V	1 x 230 V	3 x 208 V	3 x 230 V	3 x 460 V
NRF-9F/LW	6 3/8	2-bolt flange-R	UP 15-42 FR	6 1/2	2-bolt flange-R	59896167	-	59896274	-	-	-
			UPS 15-58 FRC	6 1/2	2-bolt flange-R	59896343	-	-	-	-	-
			ALPHA2 15-55 FR	6 1/2	2-bolt flange-R	99163932	-	-	-	-	-
NRF-22	6 3/8	2-bolt flange-R	UP 15-42 FR	6 1/2	2-bolt flange-R	59896167	-	59896274	-	-	-
			UPS 15-58 FRC	6 1/2	2-bolt flange-R	59896343	-	-	-	-	-
			ALPHA2 15-55 FR	6 1/2	2-bolt flange-R	99163932	-	-	-	-	-
NRF-25	6 3/8	2-bolt flange	UPS15-58 FC	6 1/2	2-bolt flange	59896341	-	-	-	-	-
			ALPHA2 15-55 FC	6 1/2	2-bolt flange	99163903	-	-	-	-	-
NRF-33	6 3/8	2-bolt flange	UPS 43-44 FC	8 1/2	2-bolt flange	52722514	-	52722515	-	-	-
			Magna 32-60 F	6 1/2	2-bolt flange	-	98071395	98071395	98071395	98071395	-
NRF-36	6 3/8	2-bolt flange	UPS 26-150 F	6 1/2	2-bolt flange	95906630	95906631	95906631	-	-	-
			UPS 43-100 F	8 1/2	2-bolt flange	95906636	95906637	95906637	-	-	-
NRF-45	8 1/2	2-bolt flange	Magna 32-100 F	6 1/2	2-bolt flange	-	98071396	98071396	98071396	98071396	-
			UPS 43-75 FC	8 1/2	2-bolt flange	52722373	-	52722372	-	-	-
LR-20WR	6 3/8	2-bolt flange	UPS 43-44 FC	8 1/2	2-bolt flange	52722514	-	52722515	-	-	-
			Magna 32-60 F	6 1/2	2-bolt flange	-	98071395	98071395	98071395	98071395	-
Series 100	6 3/8	2-bolt flange	UPS 43-44 FC	8 1/2	2-bolt flange	52722514	-	52722515	-	-	-
			Magna 32-60 F	6 1/2	2-bolt flange	-	98071395	98071395	98071395	98071395	-
Series HV	8 1/2	2-bolt flange-R	UPS 43-44 FC	8 1/2	2-bolt flange	52722514	-	52722515	-	-	-
			Magna 32-60 F	6 1/2	2-bolt flange	-	98071395	98071395	98071395	98071395	-
Series PR	8 1/2	2-bolt flange	UPS 26-99 FC	6 1/2	2-bolt flange	52722512	-	52722513	-	-	-
			Magna 32-60 F	6 1/2	2-bolt flange	-	98071395	98071395	98071395	98071395	-
2"	8 1/2	2" flange-R	UPS 50-44 FC	8 1/2	2" flange	52722557	-	52722558	-	-	-
			Magna 40-120 F	8 1/2	2-bolt flange	-	-	96734489	-	96734489	-
PL-30	8 5/8	2-bolt flange	UPS 26-99 FC	6 1/2	2-bolt flange	52722512	-	52722513	-	-	-
			Magna 32-60 F	6 1/2	2-bolt flange	-	98071395	98071395	98071395	98071395	-
PL-36	8 5/8	2-bolt flange	UPS 26-150 F	6 1/2	2-bolt flange	95906630	95906631	95906631	-	-	-
			Magna 32-100 F	6 1/2	2-bolt flange	-	98071396	98071396	98071396	98071396	-
PL-45	9 1/8	2-bolt flange	UPS 43-100 F	8 1/2	2-bolt flange	95906636	95906637	95906637	-	-	-
			Magna 32-100 F	6 1/2	2-bolt flange	-	98071396	98071396	98071396	98071396	-
PL-50	9 1/8	2-bolt flange	UPS 43-100 F	8 1/2	2-bolt flange	95906636	95906637	95906637	-	-	-
			Magna 32-100 F	6 1/2	2-bolt flange	-	98071396	98071396	98071396	98071396	-
PL-55	9 9/16	2-bolt flange	UPS 26-150 F	6 1/2	2-bolt flange	95906630	95906631	95906631	-	-	-
			Magna 40-120 F	8 1/2	2-bolt flange	-	-	96734489	-	96734489	-
PL-75	9 15/16	2"	UPS 50-60 F	8 1/2	4-bolt flange	97523134	97523135	97523135	-	-	-
			Magna 40-120 F	8 1/2	2-bolt flange	-	-	96734489	-	96734489	-

* May not match specific competitive flange orientation.

Grundfos provides no guarantee as to the accuracy of competitor information listed herein.

Reference for replacing Laing models

Open systems: Stainless steel and lead-free bronze pump housings

Competitor cross-reference for Laing							Open systems: Stainless steel and lead-free bronze pump housings					
Laing model	Port-to-port length [in.]	Flange size/ connection type	Grundfos model	Port-to-port length [in.]	Flange size/ connection type	Grundfos product number						
						1 x 115 V	1 x 208 V	1 x 230 V	3 x 208 V	3 x 230 V	3 x 460 V	
SM-303-BS	2 9/16	1/2" sweat	UP10-16 PM B5/LC	3 1/8	1/2" sweat		98420206		-	-	-	
SM-303-BSR	2 9/16	1/2" sweat	UP 10-16 A PM B5/LC	3 1/8	1/2" sweat		98420222		-	-	-	
SM-303-BSW	2 9/16	1/2" sweat	UP 10-16 PM B5/LC	3 1/8	1/2" sweat		98420206		-	-	-	
SM-303-BSRW	2 9/16	1/2" sweat	UP 10-16 A PM B5/LC	3 1/8	1/2" sweat		98420222		-	-	-	
SM-303-BT	2 9/16	1/2" FNPT	UP 10-16 PM BN5/LC	3 1/8	1/2" FNPT		98420210		-	-	-	
SM-303-BTR	2 9/16	1/2" FNPT	UP 10-16 A PM BN5/LC	3 1/8	1/2" FNPT		98420223		-	-	-	
SM-303-BTW	2 9/16	1/2" FNPT	UP 10-16 PM BN5/LC	3 1/8	1/2" FNPT		98420210		-	-	-	
SM-303-BTRW	2 9/16	1/2" FNPT	UP 10-16 A PM BN5/LC	3 1/8	1/2" FNPT		98420223		-	-	-	
SMT-303-BS	2 9/16	1/2" sweat	UP 10-16 A PM B5/LC	3 1/8	1/2" sweat		98420222		-	-	-	
SMT-303-BSR	2 9/16	1/2" sweat	UP 10-16 A PM B5/LC	3 1/8	1/2" sweat		98420222		-	-	-	
SMT-303-BSW	2 9/16	1/2" sweat	UP 10-16 A PM B5/LC	3 1/8	1/2" sweat		98420222		-	-	-	
SMT-303-BSRW	2 9/16	1/2" sweat	UP 10-16 A PM B5/LC	3 1/8	1/2" sweat		98420222		-	-	-	
SMT-303-BT	2 9/16	1/2" FNPT	UP 10-16 A PM BN5/LC	3 1/8	1/2" FNPT		98420223		-	-	-	
SMT-303-BTR	2 9/16	1/2" FNPT	UP 10-16 A PM BN5/LC	3 1/8	1/2" FNPT		98420223		-	-	-	
SMT-303-BTW	2 9/16	1/2" FNPT	UP 10-16 A PM BN5/LC	3 1/8	1/2" FNPT		98420223		-	-	-	
SMT-303-BTRW	2 9/16	1/2" FNPT	UP 10-16 A PM BN5/LC	3 1/8	1/2" FNPT		-	98420223	-	-	-	
SM-909-BS-14	6	1/2" sweat	UP 15-18 B5	5	1/2" sweat	59896114	-	59896118	-	-	-	
SM-909-BSW-14	6	1/2" sweat	UP 15-18 B5/LC	5	1/2" sweat	59896211	-	-	-	-	-	
SM-909-BSC-14	6	1/2" sweat	UP 15-18 B5*	5	1/2" sweat	59896114	-	-	-	-	-	
SM-909-BSCW-14	6	1/2" sweat	UP 15-18 B5/LC*	5	1/2" sweat	59896211	-	-	-	-	-	
SMT-909-BS-14	6	1/2" sweat	UP 15-18 B5**	5	1/2" sweat	59896114	-	-	-	-	-	
SMT-909-BSW-14	6	1/2" sweat	UP 15-18 B5/TLC	5	1/2" sweat	59896212	-	-	-	-	-	
SMT-909-BSC-14	6	1/2" sweat	UP 15-18 B5/TLC*	5	1/2" sweat	59896212	-	-	-	-	-	
SMT-909-BSCW-14	6	1/2" sweat	UP 15-18 B5/TLC*	5	1/2" sweat	59896212	-	-	-	-	-	
SM-909-BS-14	6	3/4" sweat	UP 15-18 B7	5	3/4" sweat	59896121	-	59896119	-	-	-	
SM-909-BSW-14	6	3/4" sweat	UP 15-18 B7/LC	5	3/4" sweat	59896229	-	-	-	-	-	
SM-909-BSC-14	6	3/4" sweat	UP 15-18 B7*	5	3/4" sweat	59896121	-	-	-	-	-	
SM-909-BSCW-14	6	3/4" sweat	UP 15-18 B7/LC*	5	3/4" sweat	59896229	-	-	-	-	-	
SM-909-BS-18	6	3/4" sweat	-	-	-	-	-	-	-	-	-	
SM-909-BSW-18	6	3/4" sweat	ALPHA2 15-55 SF/LC	6 1/2	2-bolt flange	99163972	-	-	-	-	-	
SMT-909-BS-14	6	3/4" sweat	UP 15-18 B7**	5	3/4" sweat	59896121	-	-	-	-	-	
SMT-909-BSW-14	6	3/4" sweat	UP 15-18 B7/TLC	5	3/4" sweat	59896230	-	-	-	-	-	
SMT-909-BSC-14	6	3/4" sweat	UP 15-18 B7/TLC*	5	3/4" sweat	59896230	-	-	-	-	-	
SMT-909-BSCW-14	6	3/4" sweat	UP 15-18 B7/TLC*	5	3/4" sweat	59896230	-	-	-	-	-	
SM-909-BF-14	6 1/2	2-bolt flange	UP 15-42 BUC5	6 1/2	2-bolt flange	59896150	-	-	-	-	-	
SM-909-BFW-14	6 1/2	2-bolt flange	ALPHA2 15-55 SF/LC	6 1/2	2-bolt flange	99163972	-	-	-	-	-	
SM-909-BF-18	6 1/2	2-bolt flange	UPS 15-55 SFC	6 1/2	2-bolt flange	59896773	-	-	-	-	-	
			ALPHA2 15-55 SF	6 1/2	2-bolt flange	99163937	-	-	-	-	-	
SM-909-BFW-18	6 1/2	2-bolt flange	ALPHA2 15-55 SF/LC	6 1/2	2-bolt flange	99163972	-	-	-	-	-	
SMT-909-BF-14	6 1/2	2-bolt flange	UP 15-42 BUC5**	6 1/2	2-bolt flange	59896150	-	-	-	-	-	

* May not match specific competitive flange orientation.

Grundfos provides no guarantee as to the accuracy of competitor information listed herein.

Competitor cross-reference for Laing											
Open systems: Stainless steel and lead-free bronze pump housings											
Laing model	Port-to-port length [in.]	Flange size/ connection type	Grundfos model	Port-to-port length [in.]	Flange size/ connection type	Grundfos product number					
						1 x 115 V	1 x 208 V	1 x 230 V	3 x 208 V	3 x 230 V	3 x 460 V
SMT-909-BFW-14	6 1/2	2-bolt flange	ALPHA2 15-55 SF/LC	6 1/2	2-bolt flange	99163972	-	-	-	-	-
SMT-909-BF-18	6 1/2	2-bolt flange	UPS 15-55 SFC	6 1/2	2-bolt flange	59896773	-	-	-	-	-
E1-BCANCT1W-06	4 1/2	W/supply 1/2" MNPT, F/	Comfort System	6 1/2	2-bolt flange	595916	-	-	-	-	-
E1-BCANRT1W-06/T	4 1/2	supply 3/8" MNPT	Comfort System	6 1/2	2-bolt flange	595916	-	-	-	-	-
E1-BCSVNN1-06	2 1/2	1/2" sweat	UP10-16 PM B5/LC	3 1/8	1/2" sweat	98420206	-	-	-	-	-
E1-BCSVNN1W-06	2 1/2	1/2" sweat	-	-	-	-	-	-	-	-	-
E1-BCSNRN1W-06	2 1/2	1/2" sweat	UP 10-16 A PM B5/LC	3 1/8	1/2" sweat	98420222	-	-	-	-	-
E1-BCSNRN1W-06	2 1/2	1/2" sweat	-	-	-	-	-	-	-	-	-
E1-BCTVNN1-06	2 1/2	1/2" FPT	UP 10-16 PM BN5/LC	3 1/8	1/2" FNPT	98420210	-	-	-	-	-
E1-BCTVNN1W-06	2 1/2	1/2" FPT	-	-	-	-	-	-	-	-	-
E1-BCTNRN1W-06	2 1/2	1/2" FPT	UP 10-16 A PM BN5/LC	3 1/8	1/2" FNPT	98420223	-	-	-	-	-
E1-BCTNRN1W-06	2 1/2	1/2" FPT	-	-	-	-	-	-	-	-	-
E3-BCTVNN1W-11	2 1/2	1/2" FPT	-	-	-	-	-	-	-	-	-
E3-BCUVNN1W-11	5 1/2	Union	UPS 15-35 SUC/TLC	6 1/2	GU 125	59896780	-	-	-	-	-
E3-BCSVNN1W-11	2 1/2	1/2" sweat	-	-	-	-	-	-	-	-	-
E10-BCANCT1W-23	4 1/2	W/supply 1/2" MNPT, F/ supply 3/8" MNPT	-	-	-	-	-	-	-	-	-
E10-BCFVNN1W-24	6 1/2	2-bolt flange	-	-	-	-	-	-	-	-	-
E10-BCSVNN1W-19	6	1/2" sweat	-	-	-	-	-	-	-	-	-
E10-BCSVNN1W-22	6	3/4" sweat	-	-	-	-	-	-	-	-	-
E10-BCUVNN1W-19	6	Union	-	-	-	-	-	-	-	-	-

* May not match specific competitive flange orientation.

Grundfos provides no guarantee as to the accuracy of competitor information listed herein.

Purchase thermostatic controls

595443 Aquastat kit, 1/2" clip on 85-105 °F
 595444 Aquastat kit, 3/4" clip on 85-105 °F
 595656 Aquastat kit, 1/2" clip on 105-115 °F
 595657 Aquastat kit, 3/4" clip on 105-115 °F

** Purchase timer control

599388 24-hour programmable clock/timer

Reference for replacing Armstrong models

Open systems: Stainless steel and lead-free bronze pump housings

Competitor cross-reference for Armstrong Open systems: Stainless steel and lead-free bronze pump housings							Grundfos product number					
Armstrong model	Port-to-port length [in.]	Flange size/ connection type	Grundfos model	Port-to-port length [in.]	Flange size/ connection type		1 x 115 V	1 x 208 V	1 x 230 V	3 x 208 V	3 x 230 V	3 x 460 V
Astro 20B050S	5	1/2" sweat	UP 15-10 B5	5	1/2" sweat		59896213	-	-	-	-	-
Astro 20B050S-LC	5	1/2" sweat	UP 15-10 B5/LC	5	1/2" sweat		59896214	-	-	-	-	-
Astro 20B050S-T	5	1/2" sweat	UP 15-10 B5/TLC	5	1/2" sweat		59896215	-	-	-	-	-
Astro 20B050S-TA	5	1/2" sweat	-	-	-		-	-	-	-	-	-
Astro 20B075S	5	3/4" sweat	UP 15-10 B7	6 3/8	3/4" sweat		59896226	-	-	-	-	-
Astro 20B075S-LC	5	3/4" sweat	UP 15-10 B7/LC	6 3/8	3/4" sweat		59896209	-	-	-	-	-
Astro 20B075S-T	5	3/4" sweat	UP 15-10 B7/TLC	6 3/8	3/4" sweat		59896210	-	-	-	-	-
Astro 20B075S-TA	5	3/4" sweat	-	-	-		-	-	-	-	-	-
Astro 20BF-LC	6 3/8	2-bolt flange	-	-	-		-	-	-	-	-	-
Astro 20BF-T	6 3/8	2-bolt flange	-	-	-		-	-	-	-	-	-
Astro 20BF-TA	6 3/8	2-bolt flange	-	-	-		-	-	-	-	-	-
Astro 20BU	5	1 1/4" union	UP 15-29 SU	5 7/8	1 1/4" union		59896775	-	59896784	-	-	-
Astro 20BU-T	5	1 1/4" union	UP 15-29 SU/TLC	5 7/8	1 1/4" union		59896777	-	-	-	-	-
Astro 20BU-TA	5	1 1/4" union	-	-	-		-	-	-	-	-	-
Astro 225BS	5	1/2" sweat	UPS 15-35 SFC	6 1/2	2-bolt flange*		59896772	-	-	-	-	-
Astro 225BS	5	3/4" sweat	UPS 15-35 SFC	6 1/2	2-bolt flange*		59896772	-	-	-	-	-
Astro 220SSU	6	1 1/4" union	UPS 15-35 SUC	5 7/8	1 1/4" union		59896778	-	-	-	-	-
Astro 225SSU	6	1 1/4" union	UPS 15-35 SUC	5 7/8	1 1/4" union		59896778	-	-	-	-	-
Astro 230SSU	6 3/8	1 1/4" union	UPS 15-55 SUC	6 1/2	2-bolt flange		-	-	59896786	-	-	-
Astro 250SSU	6 3/8	1 1/4" union	-	-	-		-	-	-	-	-	-
Astro 25B050S	5	1/2" sweat	UP 15-18 B5	5	1/2" sweat		59896114	-	59896118	-	-	-
Astro 25B050S-LC	5	1/2" sweat	UP 15-18 B5/LC	5	1/2" sweat		59896211	-	-	-	-	-
Astro 25B050S-T	5	1/2" sweat	UP 15-18 B5/TLC	5	1/2" sweat		59896212	-	-	-	-	-
Astro 25B050S-TA	5	1/2" sweat	-	-	-		-	-	-	-	-	-
Astro 25B075S	5	3/4" sweat	UP 15-18 B7	6 3/8	3/4" sweat		59896121	-	59896119	-	-	-
Astro 25B075S-LC	5	3/4" sweat	UP 15-18 B7/LC	6 3/8	3/4" sweat		59896229	-	-	-	-	-
Astro 25B075S-T	5	3/4" sweat	UP 15-18 B7/TLC	6 3/8	3/4" sweat		59896230	-	-	-	-	-
Astro 25B075S-TA	5	3/4" sweat	-	-	-		-	-	-	-	-	-
Astro 25BU	6	1 1/4" union	UPS 15-29 SU	5 7/8	1 1/4" union		59896775	-	59896784	-	-	-
Astro 25BU-LC	6	1 1/4" union	UPS 15-29 SU/LC	5 7/8	1 1/4" union		59896776	-	-	-	-	-
Astro 25BU-T	6	1 1/4" union	UPS 15-29 SUC/ TLC	5 7/8	1 1/4" union		59896777	-	-	-	-	-
Astro 25BU-TA	6	1 1/4" union	-	-	-		-	-	-	-	-	-
Astro 30B	6 3/8	2-bolt flange-R	UPS 15-55 SFC	6 1/2	2-bolt flange*		59896773	-	-	-	-	-
Astro 30B-LC	6 3/8	2-bolt flange-R	ALPHA2 15-55 SF/LC	6 1/2	2-bolt flange*		99163972	-	-	-	-	-
Astro 30B-T	6 3/8	2-bolt flange-R	-	-	-		-	-	-	-	-	-
Astro 30B-TA	6 3/8	2-bolt flange-R	-	-	-		-	-	-	-	-	-
Astro 30B-3	6 3/8	2-bolt flange-R	UPS 15-55 SFC	6 1/2	2-bolt flange*		59896773	-	-	-	-	-
			ALPHA2 15-55 SF	6 1/2	2-bolt flange*		99163937	-	-	-	-	-
Astro 50B	6 3/8	2-bolt flange-R	UPS 26-99 SFC	6 1/2	2-bolt flange*		98961763	-	98961765	-	-	-
Astro 50B-LC	6 3/8	2-bolt flange-R	Magna 32-100 FN	6 1/2	2-bolt flange		-	98052760	98052760	98052760	98052760	-

* May not match specific competitive flange orientation.

Grundfos provides no guarantee as to the accuracy of competitor information listed herein.

Competitor cross-reference for Armstrong
Open systems: Stainless steel and lead-free bronze pump housings

Armstrong model	Port-to-port length [in.]	Flange size/ connection type	Grundfos model	Port-to-port length [in.]	Flange size/ connection type	Grundfos product number					
						1 x 115 V	1 x 208 V	1 x 230 V	3 x 208 V	3 x 230 V	3 x 460 V
Astro 50B-T	6 3/8	2-bolt flange-R	-	-	-	-	-	-	-	-	-
Astro 50B-TA	6 3/8	2-bolt flange-R	-	-	-	-	-	-	-	-	-
Astro 50B-3	6 3/8	2-bolt flange-R	UPS 26-99 SFC	6 1/2	2-bolt flange*	98961763	-	98961765	-	-	-
			Magna 32-100 FN	6 1/2	2-bolt flange	-	98052760	98052760	98052760	98052760	-
Astro 70B	6 3/8	2-bolt flange	-	-	-	-	-	-	-	-	-
Astro 70B-LC	6 3/8	2-bolt flange	-	-	-	-	-	-	-	-	-
Astro 70B-T	6 3/8	2-bolt flange	-	-	-	-	-	-	-	-	-
Astro 70B-TA	6 3/8	2-bolt flange	-	-	-	-	-	-	-	-	-
S25B	6 1/2	Flange	UPS 43-44 BFC	8 1/2	2-bolt flange	52722520	-	52722521	-	-	-
			Magna 32-100 FN	6 1/2	2-bolt flange	-	98052760	98052760	98052760	98052760	-
S35B	8 1/2	2" NPT	UPS 43-44 BFC	8 1/2	2-bolt flange*	52722520	-	52722521	-	-	-
			Magna 32-100 FN	6 1/2	2-bolt flange	-	98052760	98052760	98052760	98052760	-
H32B	8 1/2	Flange	UPS 43-44 BFC	8 1/2	2-bolt flange	52722520	-	52722521	-	-	-
			Magna 32-100 FN	6 1/2	2-bolt flange	-	98052760	98052760	98052760	98052760	-

* May not match specific competitive flange orientation.

Grundfos provides no guarantee as to the accuracy of competitor information listed herein.

Closed systems: Cast iron pump housings

Competitor cross-reference for Armstrong Closed systems: Cast iron pump housings							Grundfos product number					
Armstrong model	Port-to-port length [in.]	Flange size/ connection type	Grundfos model	Port-to-port length [in.]	Flange size/ connection type							
						1 x 115 V	1 x 208 V	1 x 230 V	3 x 208 V	3 x 230 V	3 x 460 V	
Astro 230CI	6 3/8	2-bolt flange	UPS 15-58 FC	6 1/2	2-bolt flange	59896341	-	-	-	-	-	-
			ALPHA2 15-55 FC	6 1/2	2-bolt flange	99163903	-	-	-	-	-	-
Astro 230CI-R	6 3/8	2-bolt flange-R	UPS 15-58 FRC	6 1/2	2-bolt flange	59896343	-	-	-	-	-	-
			ALPHA2 15-55 FRC	6 1/2	2-bolt flange	99163932	-	-	-	-	-	-
Astro 250CI	6 3/8	2-bolt flange	UPS 26-99 FC	6 1/2	2-bolt flange	52722512	-	52722513				
			Magna 32-100 F	6 1/2	2-bolt flange	-	98071396	98071396	98071396	98071396	-	-
Astro 250CI-R	6 3/8	2-bolt flange-R	-	-	-	-	-	-	-	-	-	
Astro 20F	6 3/8	2-bolt flange-R	-	-	-	-	-	-	-	-	-	
Astro 30	6 3/8	2-bolt flange-R	UPS 15-58 FRC	6 1/2	2-bolt flange-R	59896343	-	-	-	-	-	-
			ALPHA2 15-55 FRC	6 1/2	2-bolt flange	99163932	-	-	-	-	-	-
			UP 15-42 FR	6 1/2	2-bolt flange-R	59896167	-	59896274				
Astro 30-3	6 3/8	2-bolt flange	UPS 15-58 FC	6 1/2	2-bolt flange	59896341	-	-	-	-	-	
			ALPHA2 15-55 FC	6 1/2	2-bolt flange	99163903	-	-	-	-	-	-
Astro 50	6 3/8	2-bolt flange-R	UPS 26-99 FC	6 1/2	2-bolt flange*	52722512	-	52722513				
Astro 50-3	6 3/8	2-bolt flange	UPS 26-99 FC	6 1/2	2-bolt flange	52722512	-	52722513				
Astro 70	6 3/8	2-bolt flange	-	-	-	-	-	-	-	-	-	
S25	6 1/2	Flange	UPS 26-99 FC	6 1/2	2-bolt flange	52722512	-	52722513				
			Magna 32-100 F	6 1/2	2-bolt flange	-	98071396	98071396	98071396	98071396	-	-
H32	8 9/16	2-bolt flange-R	UPS 43-44 FC	8 1/2	2-bolt flange*	52722514	-	52722515				
			Magna 32-100 F	6 1/2	2-bolt flange	-	98071396	98071396	98071396	98071396	-	-
S35	8 1/2	2" flange-R	UPS 50-44 F	8 1/2	2" 4-bolt flange	-	-	-	-	-	-	

* May not match specific competitive flange orientation.

Grundfos provides no guarantee as to the accuracy of competitor information listed herein.

Reference for replacing Wilo models

Open systems: Stainless steel and lead-free bronze pump housings

Competitor cross-reference for Wilo						Open systems: Stainless steel and lead-free bronze pump housings					
Wilo model	Port-to-port length [in.]	Flange size/ connection type	Grundfos model	Port-to-port length [in.]	Flange size/ connection type	Grundfos product number					
						1 x 115 V	1 x 208 V	1 x 230 V	3 x 208 V	3 x 230 V	3 x 460 V
Star Z-15 BN5	3 1/8	1/2" union NPT	UP 10-16 A PM BN5/LC	3 1/8	1/2" FNPT		98420223		-	-	-
Star Z-15 BS5	3 1/8	1/2" sweat	UP 10-16 A PM B5/LC	3 1/8	1/2" sweat		98420222		-	-	-
Star 3 BS 5	5	1/2" sweat	UP 15-10 B5	5	1/2" sweat	59896213	-	-	-	-	-
Star 3 BS 7	5	3/4" sweat	UP 15-10 B7	6 3/8	3/4" sweat	59896226	-	-	-	-	-
Star 5 B	6 3/8	2-bolt flange	-	-	-	-	-	-	-	-	-
Star 5 BU	6	3/4" union	-	-	-	-	-	-	-	-	-
		1" union	-	-	-	-	-	-	-	-	-
Star 5 BFX	6 3/8	2-bolt flange-R	-	-	-	-	-	-	-	-	-
Star 8 BS 5	5	1/2" sweat	UP 15-18 B5	5	1/2" sweat	59896114	-	59896118	-	-	-
Star 8 BS 7	5	3/4" sweat	UP 15-18 B7	5	3/4" sweat	59896121	-	59896119	-	-	-
Star 11 BF	6 3/8	2-bolt flange	UP 15-29 SF	6 1/2	2-bolt flange	59896771	-	-	-	-	-
Star 11 BU	6	3/4" union	UP 15-29 SU	6 1/2	Union*	59896775	-	59896784	-	-	-
		1" union	UP 15-29 SU	6 1/2	Union*	59896775	-	59896784	-	-	-
Star 16 SF	6 3/8	2-bolt flange	UPS 15-55 SFC	6 1/2	2-bolt flange	59896773	-	-	-	-	-
			ALPHA2 15-55 FC	6 1/2	2-bolt flange	99163903	-	-	-	-	-
Star 16 BFX	6 3/8	2-bolt flange-R	UPS 15-55 SFC	6 1/2	2-bolt flange*	59896773	-	-	-	-	-
			ALPHA2 15-55 FC	6 1/2	2-bolt flange*	99163903	-	-	-	-	-
Star S 16 BFX	6 3/8	2-bolt flange-R	UPS 15-55 SFC	6 1/2	2-bolt flange*	59896773	-	-	-	-	-
			ALPHA2 15-55 FC	6 1/2	2-bolt flange*	99163903	-	-	-	-	-
Star 21 BF	6 3/8	2-bolt flange	UPS 15-55 SFC	6 1/2	2-bolt flange	59896773	-	-	-	-	-
			ALPHA2 UP15-55 SFC	6 1/2	2-bolt flange	99163937	-	-	-	-	-
Star 21 BFX	6 3/8	2-bolt flange-R	UPS 15-55 SFC	6 1/2	2-bolt flange*	59896773	-	-	-	-	-
			ALPHA2 UP15-55 SFC	6 1/2	2-bolt flange*	99163937	-	-	-	-	-
Star 21 SF	6 3/8	2-bolt flange	UPS 15-55 SFC	6 1/2	2-bolt flange	59896773	-	-	-	-	-
			ALPHA2 UP15-55 SFC	6 1/2	2-bolt flange	99163937	-	-	-	-	-
Star S 21 BFX	6 3/8	2-bolt flange-R	UPS 15-55 SFC	6 1/2	2-bolt flange*	59896773	-	-	-	-	-
			ALPHA2 UP15-55 SFC	6 1/2	2-bolt flange*	99163937	-	-	-	-	-
Star 30 BU	6	3/4" union	UPS 26-96 SF	6 1/2	2-bolt flange*	98961756	-	98961739	-	-	-
		3/4" union	Magna 32-100 FN	6 1/2	2-bolt flange*	-	98052760	98052760	98052760	98052760	-
		1" union	UPS 26-96 SF	6 1/2	2-bolt flange*	98961756	-	98961739	-	-	-
		1" union	Magna 32-100 FN	6 1/2	2-bolt flange*	-	98052760	98052760	98052760	98052760	-
Star 32 BF	6 3/8	2-bolt flange	-	-	-	-	-	-	-	-	-
Stratos ECO 16BFX	6 1/2	2-bolt flange-R	ALPHA2 UP15-55 SFC	6 1/2	2-bolt flange*	99163937	-	-	-	-	-

* May not match specific competitive flange orientation.

Grundfos provides no guarantee as to the accuracy of competitor information listed herein.

Closed systems: Cast iron pump housings

Competitor cross-reference for Wilo Closed systems: Cast iron pump housings							Grundfos product number					
Wilo model	Port-to-port length [in.]	Flange size/ connection type	Grundfos model	Port-to-port length [in.]	Flange size/ connection type							
						1 x 115 V	1 x 208 V	1 x 230 V	3 x 208 V	3 x 230 V	3 x 460 V	
Star 5 FX	6 3/8	2-bolt flange-R	UP 15-10 FR	6 1/2	2-bolt flange-R	59896249	-	-	-	-	-	
Star 16 F	6 3/8	2-bolt flange	UP 15-10 F	6 1/2	2-bolt flange	59896248	-	-	-	-	-	
			UPS 15-58 FRC	6 1/2	2-bolt flange-R	59896343	-	-	-	-	-	
Star 16 FX	6 3/8	2-bolt flange-R	ALPHA2 15-55 FRC	6 1/2	2-bolt flange-R	99163932	-	-	-	-	-	
			UPS 15-58 FC	6 1/2	2-bolt flange	59896341	-	-	-	-	-	
Star S 16 F	6 3/8	2-bolt flange	ALPHA2 15-55 FC	6 1/2	2-bolt flange	99163903	-	-	-	-	-	
			UPS 15-58 FRC	6 1/2	2-bolt flange-R	59896343	-	-	-	-	-	
Star S 16 FX	6 3/8	2-bolt flange-R	ALPHA2 15-55 FRC	6 1/2	2-bolt flange-R	99163932	-	-	-	-	-	
			UPS 43-44 FC	8 1/2	2-bolt flange*	52722514	-	52722515	-	-	-	
Star 21 F	6 3/8	2-bolt flange	ALPHA2 UP15-55 FC	6 1/2	2-bolt flange	99163903	-	-	-	-	-	
Star 21 FX	6 3/8	2-bolt flange-R	ALPHA2 UP15-55 FRC	6 1/2	2-bolt flange-R	99163932	-	-	-	-	-	
Star S 21 F	6 3/8	2-bolt flange	ALPHA2 UP15-55 FC	6 1/2	2-bolt flange	99163903	-	-	-	-	-	
Star S 21 FX	6 3/8	2-bolt flange-R	ALPHA2 UP15-55 FRC	6 1/2	2-bolt flange-R	99163932	-	-	-	-	-	
Star 30 F	6 1/2	2-bolt flange	UPS 26-99 FC	6 1/2	2-bolt flange	52722512	-	52722513	-	-	-	
			Magna 32-100 FN	6 1/2	2-bolt flange*	-	98052760	98052760	98052760	98052760	-	
Star 32 F	6 3/8	2-bolt flange	UP 15-100 F	6 1/2	2-bolt flange	59896300	-	-	-	-	-	
Stratos ECO 16F	6 1/2	2-bolt flange	ALPHA2 UP15-55 FC	6 1/2	2-bolt flange	99163903	-	-	-	-	-	
Stratos ECO 16FX	6 1/2	2-bolt flange-R	ALPHA2 UP15-55 FRC	6 1/2	2-bolt flange-R	99163932	-	-	-	-	-	

* May not match specific competitive flange orientation.

Grundfos provides no guarantee as to the accuracy of competitor information listed herein.

Discontinued products

The table shows which new products replace discontinued products.

UP(S)

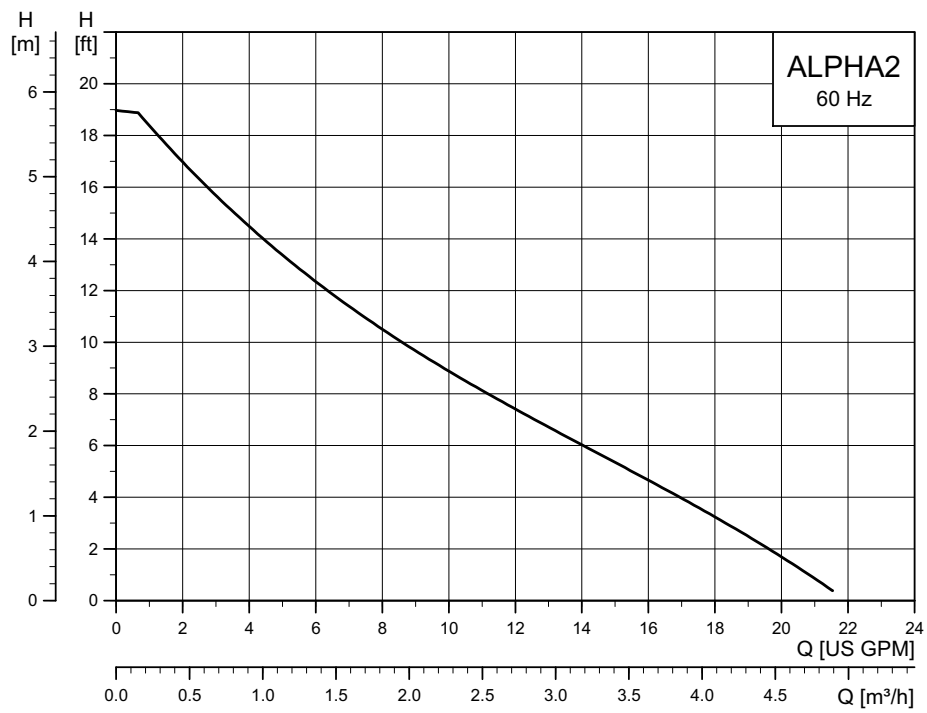
Stainless steel, flanged 115 V			
Old model	Product number	New model	Product number
UP 15-18 SF	59896125	UP 15-29 SF	59896771
UP 15-42 SF	59896171	UPS 15-35 SFC	59896772
UPS 15-42 SF	59896247	UPS 15-55 SFC	59896773
UP 25-64 SF	52722322		
Stainless steel, union 115 V			
UP 15-18 SU	59896127	UP 15-29 SU	59896775
UP 15-18 SU/LC	59896231	UP 15-29 SU/LC	59896776
UP 15-18 SU/TLC	59896232	UP 15-29 SU/TLC	59896777
UP 15-42 SU	59896174	UPS 15-35 SUC	59896778
		UPS 15-35 SUC/LC	59896779
		UPS 15-35 SUC/TLC	59896780
UPS 15-42 SU, UP 25-64 SU	59896130, 52722322	UPS 15-55 SUC	59896781
		UPS 15-55 SUC/LC	59896782
		UPS 15-55 SUC/TLC	59896783
Stainless steel, union 230 V			
UP 15-18 SU	59896130	UP 15-29 SU	59896784
UP 15-42 SU	59896172	UP 15-35 SUC	59896785
UP 25-64 SU	52722323	UP 15-55 SUC	59896786
UPS 26-96 BF	52722334	UPS 26-96 SF	98961739
	52722336		98961756
	52722346		98961760
UPS 26-99 BF	52722347	UPS 26-99 SFC	98961762
	52722518		98961763
	52722519		98961765
UPS 26-116 BF	52722393	UPS 26-116 SF	98961766

ALPHA (before ALPHA2)

Cast iron, flanged 115 V			
Old model	Product number	New model	Product number
ALPHA 15-55F	59896877	ALPHA2 15-55F	99163903
ALPHA 15-55F/LC (line cord)	59896832	ALPHA2 15-55F/LC	99163906
ALPHA 15-55FR	59896878	ALPHA2 15-55FR	99163932
ALPHA 15-55FR/LC (line cord)	59896833	ALPHA2 15-55FR/LC	99163934
Stainless steel, flanged 115 V			
ALPHA 15-55SF	59896879	ALPHA2 15-55SF	99163937
ALPHA 15-55SF/LC (line cord)	59896834	ALPHA2 15-55SF/LC (line cord)	99163972

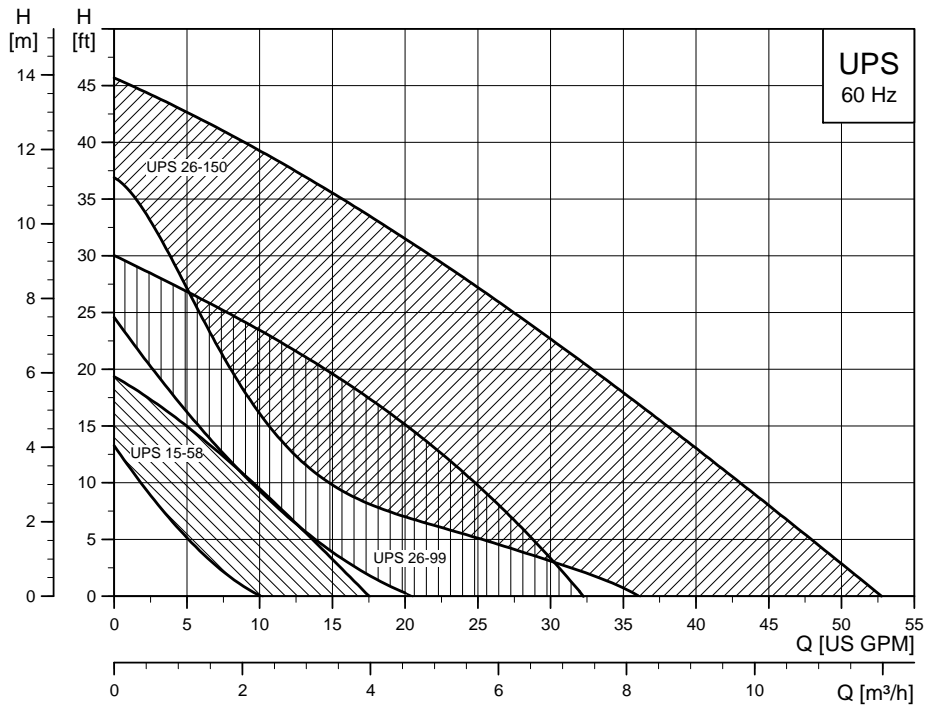
2. Performance ranges

ALPHA2

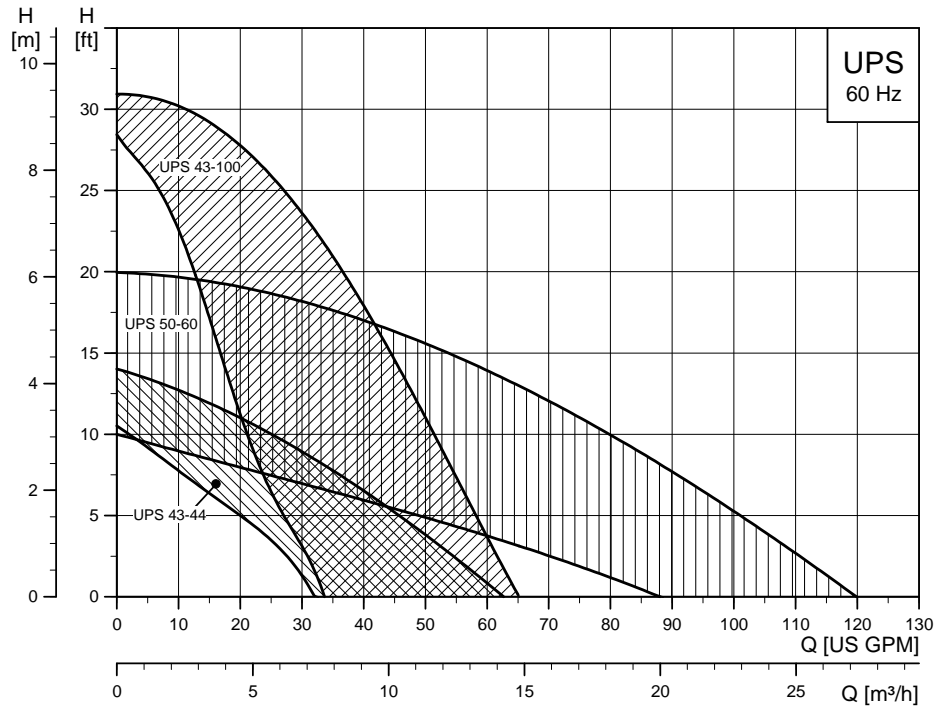


TM06 7989 4316

UPS, 3-speed

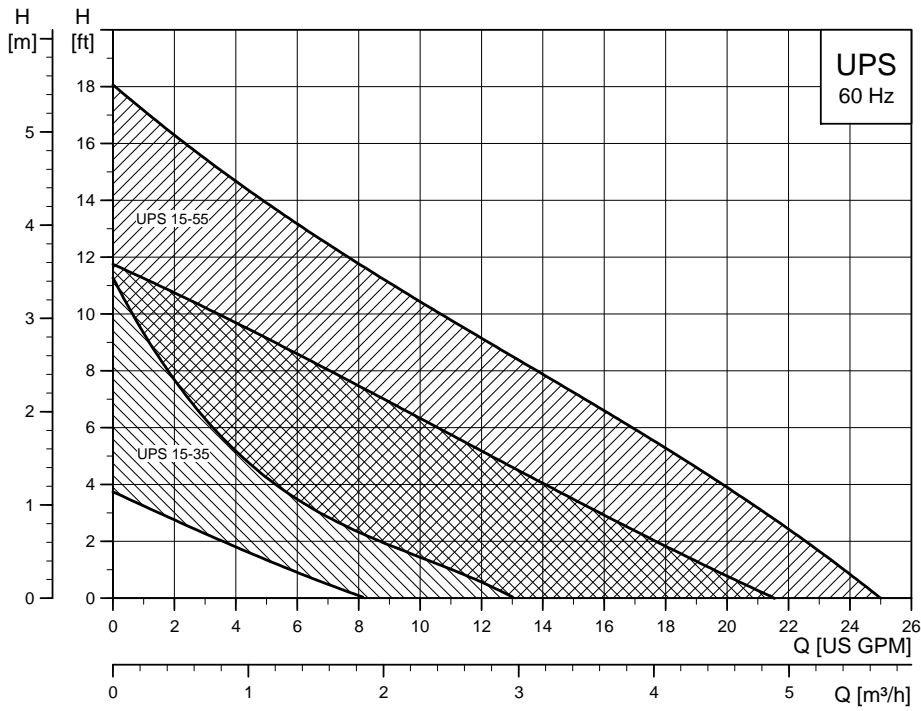


TM04 5461 3209



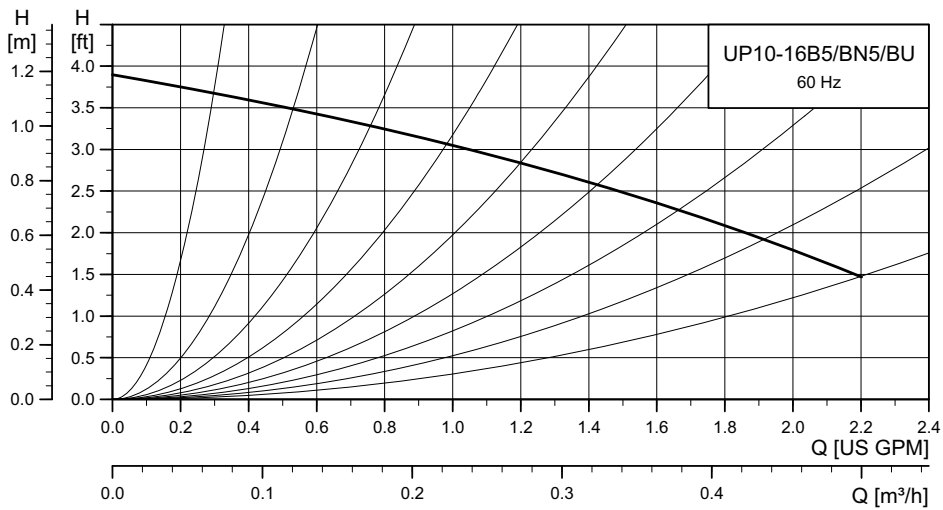
TM04 5460 3209

UPS, cross-reference 3-speed, stainless steel



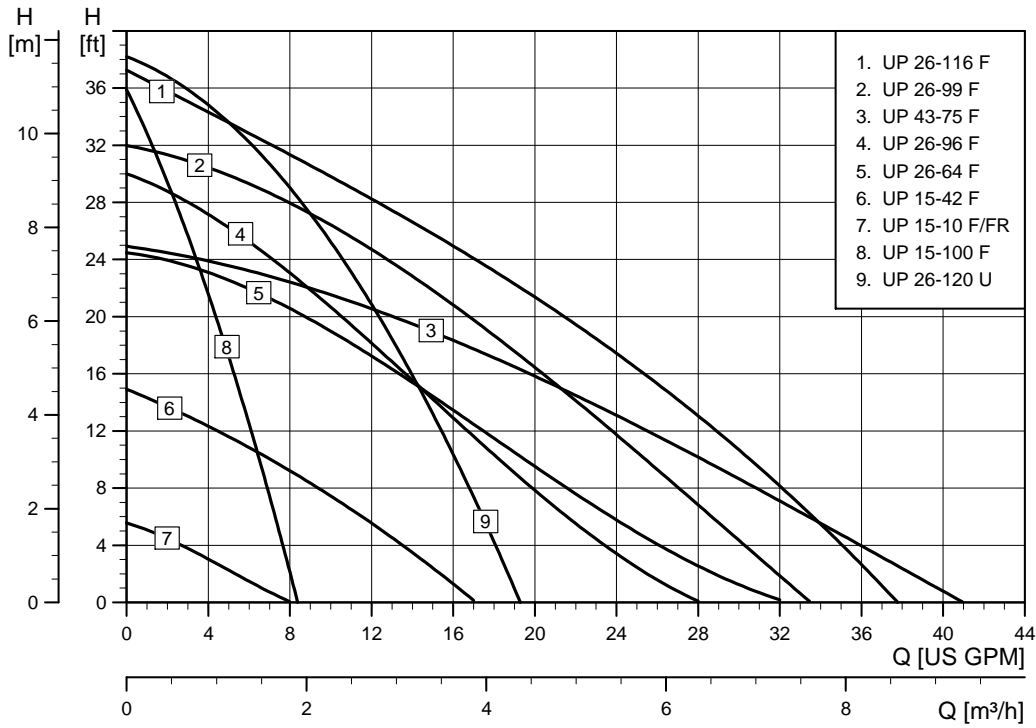
TM04 5462 3209

UP 10-16 A/PM B5/BN5/BU



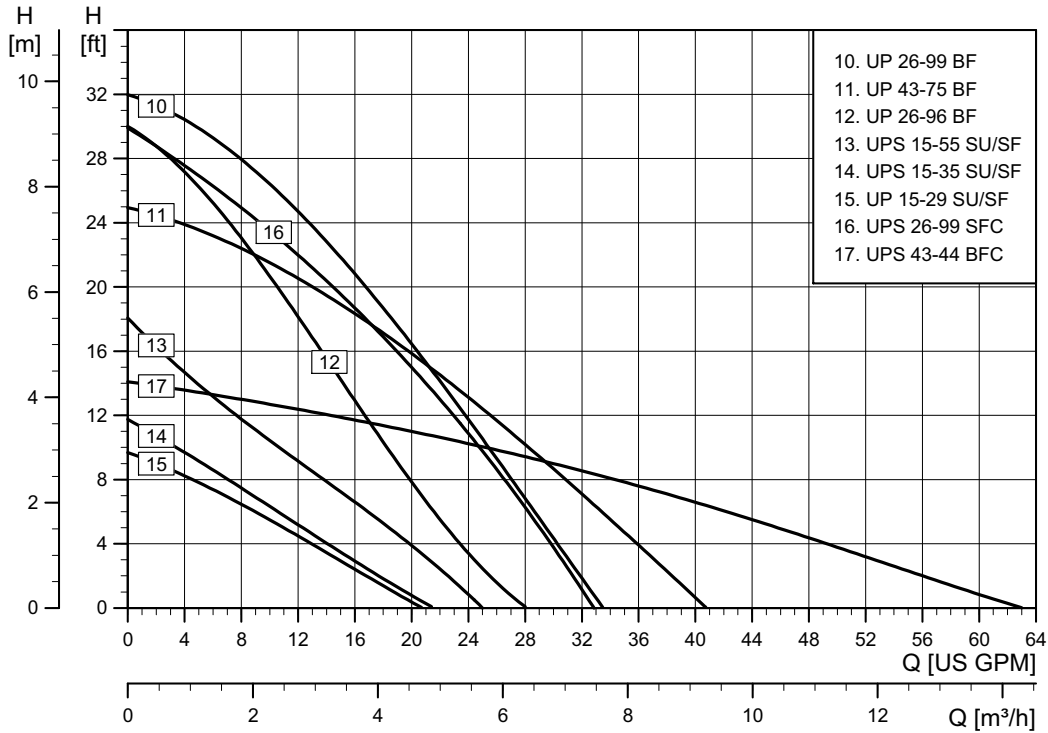
TM06 0178 4913

UP, closed systems



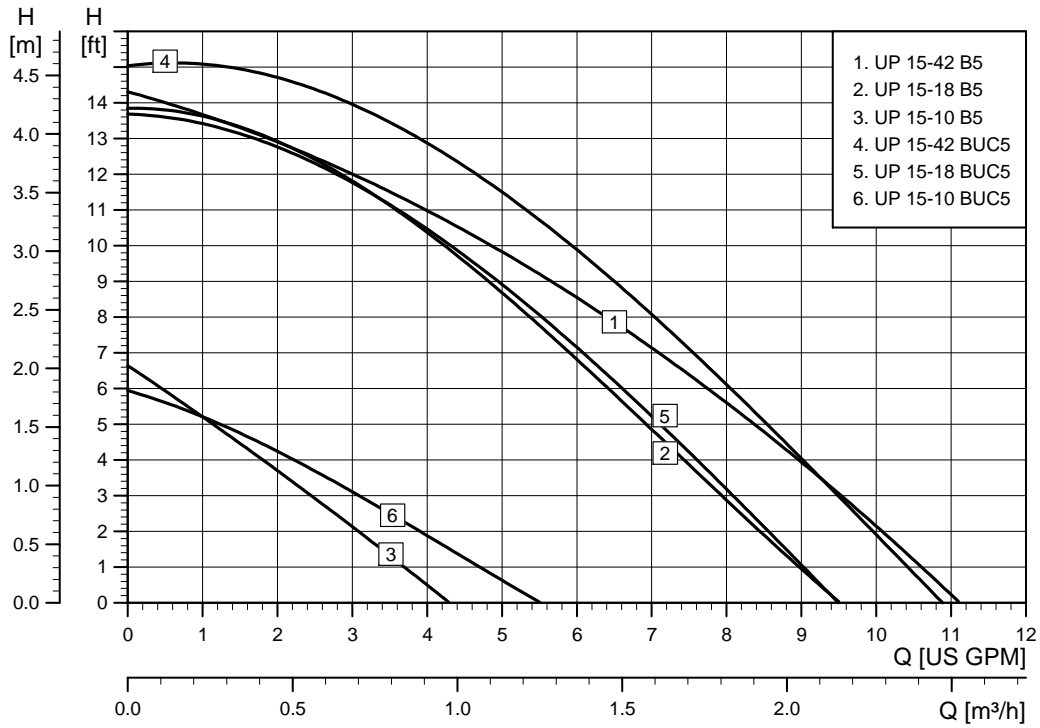
TM03 9128 3507

UP/UPS, open systems



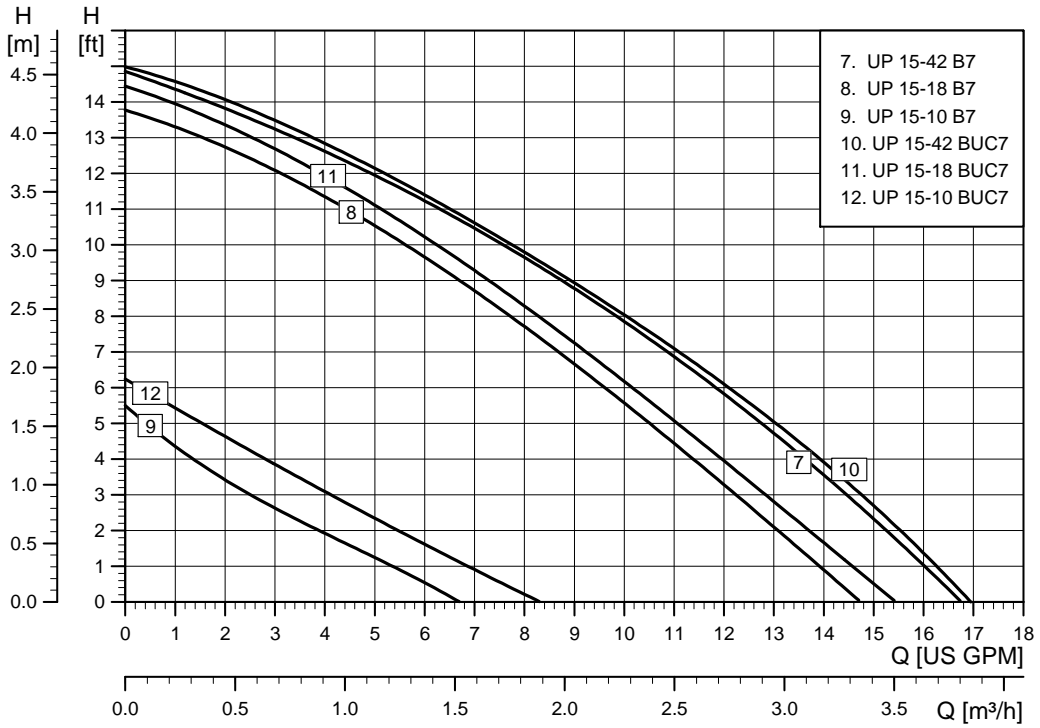
TM03 9129 4516

UP, open systems, 1/2"



TM03 9131 3507

UP, open systems, 3/4"



TM03 9132 3507

3. Product range

Cast iron

Closed systems	Product number		Flow rate		Head		Flanged	Union	Check valve	Page
	115 V	230 V	[gpm]	[m ³ /h]	[ft]	[m]				
ALPHA2 15-55 F**	99163903	-	0 - 21.4	0 - 4.9	0-17	0 - 5.2	•		•	62
ALPHA2 15-55 F/LC**	99163906	-	0 - 21.4	0 - 4.9	0-17	0 - 5.2	•		•	62
ALPHA2 15-55 FR**	99163932	-	0 - 21.4	0 - 4.9	0-17	0 - 5.2	•		•	62
ALPHA2 15-55 FR/LC**	99163934	-	0 - 21.4	0 - 4.9	0-17	0 - 5.2	•		•	62
UP 15-10 F	59896248	-	0-8	0 - 1.8	0-5	0 - 1.5	•			46
UP 15-10 FR	59896249	-	0-8	0 - 1.8	0-5	0 - 1.5	•			46
UP 15-42 FC/MR*	59896804	-	0-16	0 - 3.6	0-14	0 - 4.3	•		•	58
UP 15-42 F	59896155	59896173	0-17	0 - 3.9	0-15	0 - 4.6	•			56
UP 15-42 FR	59896167	59896274	0-17	0 - 3.9	0-15	0 - 4.6	•			56
UP 15-42 F/VS*	59896807	-	0-16	0 - 3.6	0-15	0 - 4.6	•			59
UPS 15-42 F	-	59896180	0-17	0 - 3.9	0-16	0 - 4.9	•			57
UPS 15-58 FC	59896341	-	0-17	0 - 3.9	0-19	0 - 5.8	•		•	65
UPS 15-58 FRC	59896343	-	0-17	0 - 3.9	0-19	0 - 5.8	•		•	65
UP 15-100 F	59896300	-	0 - 8.5	0 - 1.9	0-33	0 - 10.1	•			66
UP 26-64 F	52722330	52722327	0-32	0 - 7.3	0-24	0 - 7.3	•			67
UP 26-64 F/VS*	52722553	-	0-34	0 - 7.7	0-24	0 - 7.3	•			68
UP 26-96 F	52722341	52722338	0-27	0 - 6.1	0-30	0 - 9.1	•			69
UP 26-96 F/VS*	52722552	-	0-32	0 - 7.3	0-30	0 - 9.1	•			70
UP 26-99 F	52722355	52722351	0-34	0 - 7.7	0-32	0 - 9.8	•			71
UPS 26-99 FC	52722512	52722513					•		•	72
UP 26-116 F	-	52722377	0-38	0 - 8.6	0-37	0 - 11.3	•			73
UP 26-120 U	52722435	52722436	0-19	0 - 4.3	0-38	0 - 11.6		•		74
UPS 26-150 F	95906630	95906631	0-51	0 - 11.6	0-45	0 - 13.7	•			75
UP 43-44 F	52722437	52722438	0-64	0 - 14.5	0-13	0 - 4.0	•			76
UPS 43-44 FC	52722514	52722515					•		•	77
UP 43-70 F	96439644	-	15-85	3.4 - 19.3	1-24	0.3 - 7.3	•			78
UP 43-75 F	52722373	52722372	0-40	0 - 9.1	0-26	0 - 7.9	•			79
UPS 43-100 F	95906636	95906637	0-65	0 - 14.8	0-31	0 - 9.4	•			80
UP 43-110 F	96439643	-	0-90	0 - 20.4	1-37	0.3 - 11.3	•			81
UPS 50-44 F	52722557	52722558	0-65	0 - 14.8	0-14	0 - 4.3	•			82
UPS 50-60 F	97523134	97523135	0-125	0 - 28.4	0-21	0 - 6.4	•			83
UP 50-75 F	52722352	52722353	0-40	0 - 9.1	0-25	0 - 7.62	•			84

* VS - variable speed, MR - MixiMizer™

** ALPHA2 is a variable-speed model with AUTO_{ADAPT}™.

Bronze

Open systems	Product number		Flow rate		Head		Flanged	Union	NPT	Sweat	Check valve	Timer	Line cord	Auto	Page
	115 V	230 V	[gpm]	[m ³ /h]	[ft]	[m]									
	ALPHA2 15-55 SF**	99163937	-	0 - 21.4	0 - 4.9	0-17									
ALPHA2 15-55 SF/LC**	99163972	-	0 - 21.4	0 - 4.9	0-17	0 - 5.2	•				•			•	62
UP 10-16 PM B5/LC	98420206	-	0 - 2.2	0 - 0.5	0 - 3.9	0 - 1.2				•					43
UP 10-16 A PM B5/LC	98420222	-	0 - 2.2	0 - 0.5	0 - 3.9	0 - 1.2				•		•		•	43
UP 10-16 PM BN5/LC	98420210	-	0 - 2.2	0 - 0.5	0 - 3.9	0 - 1.2			•					•	43
UP 10-16 A PM BN5/LC	98420223	-	0 - 2.2	0 - 0.5	0 - 3.9	0 - 1.2			•			•		•	43
UP 10-16 A PM BU/LC	98420224	-	0 - 2.2	0 - 0.5	0 - 3.9	0 - 1.2		•			•	•		•	43
UP 15-10 B5	59896213	-	0-9	0 - 2.0	0-6	0 - 1.8				•					44
UP 15-10 B5/LC	59896214	-	0-9	0 - 2.0	0-6	0 - 1.8				•				•	44
UP 15-10 B5/TLC	59896215	-	0-9	0 - 2.0	0-6	0 - 1.8				•		•		•	44
UP 15-10 B7	59896226	-	0-9	0 - 2.0	0-6	0 - 1.8				•					44
UP 15-10 B7/LC	59896209	-	0-9	0 - 2.0	0-6	0 - 1.8				•				•	44
UP 15-10 B7/TLC	59896210	-	0-9	0 - 2.0	0-6	0 - 1.8				•		•		•	44
UP 15-10 BUC5	59896225	-	0-9	0 - 2.0	0-6	0 - 1.8		•			•				45
UP 15-10 BUC5/LC	59896237	-	0-9	0 - 2.0	0-6	0 - 1.8		•			•			•	45
UP 15-10 BUC5/TLC	59896238	-	0-9	0 - 2.0	0-6	0 - 1.8		•			•	•		•	45
UP 15-10 BUC7	59896241	-	0-9	0 - 2.0	0-6	0 - 1.8		•			•				45
UP 15-10 BUC7/LC	59896239	-	0-9	0 - 2.0	0-6	0 - 1.8		•			•			•	45
UP 15-10 BUC7/TLC	59896240	-	0-9	0 - 2.0	0-6	0 - 1.8		•			•	•		•	45
UP 15-18 B5	59896114	59896118	0-15	0 - 3.4	0-14	0 - 4.3				•					48
UP 15-18 B5/LC	59896211	-	0-15	0 - 3.4	0-14	0 - 4.3				•				•	48
UP 15-18 B5/TLC	59896212	-	0-15	0 - 3.4	0-14	0 - 4.3				•		•		•	48
UP 15-18 B7	59896121	59896119	0-15	0 - 3.4	0-14	0 - 4.3				•					48
UP 15-18 B7/LC	59896229	-	0-15	0 - 3.4	0-14	0 - 4.3				•				•	48
UP 15-18 B7/TLC	59896230	-	0-15	0 - 3.4	0-14	0 - 4.3				•		•		•	48
UP 15-18 BUC5	59896123	-	0-12	0 - 2.7	0-16	0 - 4.9		•			•				49
UP 15-18 BUC7	59896124	-	0-12	0 - 2.7	0-16	0 - 4.9		•			•				49
UP 15-42 B5	59896145	59896142	0-17	0 - 3.9	0-15	0 - 4.6				•					53
UP 15-42 B5/LC	59896233	-	0-17	0 - 3.9	0-15	0 - 4.6				•				•	53
UP 15-42 B5/TLC	59896234	-	0-17	0 - 3.9	0-15	0 - 4.6				•		•		•	53
UP 15-42 B7	59896146	59896149	0-17	0 - 3.9	0-15	0 - 4.6				•					53
UP 15-42 B7/LC	59896235	-	0-17	0 - 3.9	0-15	0 - 4.6				•				•	53
UP 15-42 B7/TLC	59896236	-	0-17	0 - 3.9	0-15	0 - 4.6				•		•		•	53
UP 15-42 BUC5	59896150	-	0-16	0 - 3.6	0-15	0 - 4.6		•			•				54
UP 15-42 BUC7	59896151	-	0-16	0 - 3.6	0-15	0 - 4.6		•			•				54
UP 15-42 BUC5/MR*	59896805	-	0-8	0 - 1.8	0-14	0 - 4.3		•			•				54
UP 15-42 BUC7/MR*	59896806	-	0-14	0 - 3.2	0-15	0 - 4.6		•			•				54
UP 43-44 BF	52722439	52722440	0-64	0 - 14.5	0-13	0 - 4.0	•								76
UPS 43-44 BFC	52722520	52722521	0-63	0 - 14.3	0-13	0 - 4.0	•				•				77
UP 43-75 BF	52722370	52722369	0-45	0 - 10.2	0-26	0 - 7.9	•								79

* MR - MixiMizer™

** ALPHA2 is a variable-speed model with AUTO_{ADAPT}™.

Stainless steel

Open systems	Product number		Flow rate		Head		Flanged	Union	NPT	Sweat	Check valve	Timer	Line cord	Page
	115 V	230 V	[gpm]	[m ³ /h]	[ft]	[m]								
UP 15-10 SU7P/TLC*	595916	-	0-3	0 - 0.7	0-3	0 - 0.9		•	•		•	•		47
UP 15-29 SF	59896771	-	0-22	0 - 5.0	0-10	0 - 3.0	•							50
UP 15-29 SU	59896775	59896784	0-22	0 - 5.0	0-10	0 - 3.0		•						50
UP 15-29 SU/LC	59896776	-	0-22	0 - 5.0	0-10	0 - 3.0		•					•	50
UP 15-29 SUC/TLC	59896777	-	0-22	0 - 5.0	0-10	0 - 3.0		•		•	•	•		50
UP 15-35 SUC	-	59896785	0-22	0 - 5.0	0-12	0 - 3.7		•		•				51
UPS 15-35 SFC	59896772	-	0-22	0 - 5.0	0-12	0 - 3.7	•			•				52
UPS 15-35 SUC	59896778	-	0-22	0 - 5.0	0-12	0 - 3.7		•		•				52
UP 15-35 SUC/TLC	59896780	-	0-22	0 - 5.0	0-12	0 - 3.7		•		•	•	•		51
UP 15-55 SUC	-	59896786	0-25	0 - 5.7	0-18	0 - 5.5		•		•				60
UPS 15-55 SFC	59896773	-	0-25	0 - 5.7	0-18	0 - 5.5	•			•				61
UPS 15-55 SUC	59896781	-	0-25	0 - 5.7	0-18	0 - 5.5		•		•				60
UPS 15-55 SUC/TLC	59896783	-	0-25	0 - 5.7	0-18	0 - 5.5		•		•	•	•		61
UP 26-96 SF	98961756	98961739	0-27	0 - 6.1	0-30	0 - 9.1	•							69
UP 26-99 SF	98961762	98961760	0-34	0 - 7.7	0-32	0 - 9.8		•						71
UPS 26-99 SFC	98961763	98961765	0-33	0 - 7.5	0-29	0 - 8.8	•			•				72
UP 26-116 SF		98961766	0-38	0 - 8.6	0-37	0 - 11.3	•							73
UPS 26-150 SF	95906632	95906633	0-51	0 - 11.6	0-47	0 - 14.3	•							75
UPS 43-100 SF	95906638	95906639	0-68	0 - 15.4	0-33	0 - 10.0	•							80
UPS 50-60 SF	97523136	97523137	0-125	0 - 28.4	0-21	0 - 6.4	•							83

* Comfort System with 3/4" M x FNPT

4. Identification

Type key

Example	UP	S	15	-58	()	F	C	/
Circulator pump								
S: 3-speed								
10: Comfort series								
15: Small-stator UP								
25, 26, 43, 50: Large-stator UP								
Maximum head [dm]								
Pump housing								
= Cast iron (no letter = cast iron)								
S = Stainless steel								
B = Bronze								
Pipe connection								
F = Flange								
FR = Flange rotated 90 °								
U = Union connection								
5 = 1/2" internal sweat								
7 = 3/4" internal sweat								
N = NPT female thread fitting								
7P = 3/4" male x female connection								
Special features								
A = Thermostat (Aquastat)								
C = Check valve (removable)								
/T = Timer								
/LC = Line cord								
/TLC = Timer line cord								
/VS = Variable-speed control								
/MR = Mixing-reset control								

Nameplate

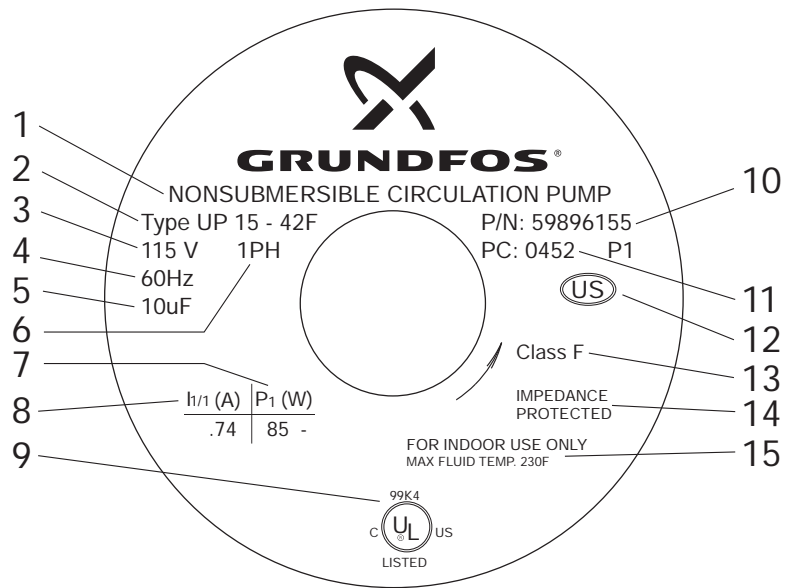


Fig. 1 Nameplate

Pos.	Description	
1	Non-submersible pump	
2	Pump type	UP 15-42 F
3	Voltage	115 V
4	Frequency	60 Hz
5	Capacitor	10 μ F
6	Single-phase	
7	Power	85 W
8	Current	0.74 A
9	Approval	
10	Product number	59896155
11	04 = year 2004 / 52 = week	
12	Country of origin	
13	Isolation class	F
14	Impedance-protected	
15	Maximum liquid temperature	230 °F (110 °C)

TM03 8595 2007

5. Applications

The Grundfos circulator pumps, series UP(S), are specifically designed for heating systems. The pumps are also suitable for recirculation of hot domestic water and for circulation of liquid in cooling and air-conditioning systems.

Heating systems

Common uses:

- Boiler/hydronic
- ground-source
- radiant floor
- hydronic and fan-coil
- solar
- heat recovery.

Pump types with a cast iron pump housing are generally used for pumping water or water/glycol mixtures in these closed-system applications. However, when water conditions are not compatible with cast iron, we recommend the use of bronze or stainless steel.

Optional variable-speed and mixing-reset controls are available to customize heat output versus heat demand for increased comfort.

Domestic hot-water systems

Common uses:

- Solar water heating
- hot-water recirculation
- domestic hot-water heating.

Pump types with a bronze, brass or stainless steel pump housing are used for pumping potable water in these open-system applications.

Optional timer and thermostat controls are available to limit pump operation to periods when hot water is required and to save energy.

Cooling systems

Common uses:

- Chilled-water pumping.

We recommend that you use pump types UP(S) 25, 26, 43, 50 and pump housings compatible with the pumped liquids for chilled water due to their motor construction, which is suitable for 32 °F (0 °C) water.

Construction

The UP(S) pumps are of the wet-rotor type, i.e. pump and motor form an integral unit without a shaft seal and with only two gaskets for sealing. The bearings are lubricated by the pumped liquid.

The pumps are characterized by these features:

- Ceramic shaft and radial bearings
- carbon thrust bearing
- stainless steel rotor can and bearing plate
- impeller of corrosion-resistant material
- pump housing of cast iron, bronze or stainless steel.

Engineering materials

Description (ALPHA2)	Material
Controller complete	Composite, PC
Rotor can	Stainless steel
Radial bearing	Ceramics
Shaft	Ceramics
Rotor cladding	Stainless steel
Thrust bearing	Carbon
Thrust bearing retainer	EPDM (ethylene propylene rubber)
Bearing plate	Stainless steel
Impeller	Composite, PP or PES
Pump housing	Cast iron or stainless steel
Gaskets	EPDM (ethylene propylene rubber)

Description (UP, closed systems)	Material
Inlet cone, bearing plate, bearing retainers, rotor can, rotor cladding, shaft retainer	Stainless steel
Stator housing	Aluminium
Shaft, upper and lower radial bearings	Aluminium oxide ceramics
Thrust bearing	Carbon bearing and EPDM retainer
Check valve	ACETAL with 302 stainless steel spring and nitrile rubber seats
Pump housing (volute)	Cast iron
O-ring and gaskets	EPDM (ethylene propylene rubber)
Impeller	PES composite (30 % glass-filled)
Terminal box	Noryl® with EPDM gasket

Description (UP, open systems)	Material
Inlet cone, bearing plate, bearing retainers, rotor can, rotor cladding, shaft retainer	Stainless steel
Volute retainer (SU & SF models) and stator housing	Aluminium
Shaft, upper and lower radial bearings	Aluminium oxide ceramics
Thrust bearing	Carbon bearing and EPDM retainer
Pump housing (volute)	Silicon bronze C875 or stainless steel 300 series
O-ring and gaskets	EPDM (ethylene propylene rubber)
Impeller	PES composite (30 % glass-filled)
Terminal box	Noryl® with EPDM gasket

Description (BUC5 and BUC7)	Material
Inlet cone, bearing plate, bearing retainers, rotor can, rotor cladding, shaft retainer, check valve spring	Stainless steel
Stator housing	Aluminium
Shaft, upper and lower radial bearings	Aluminium oxide ceramics
Thrust bearing	Carbon bearing and EPDM retainer
Pump housing (volute)	Silicon bronze C875, lead-free
Tail piece and union nut	Brass (UNS C36000)
O-ring and gaskets	EPDM (ethylene propylene rubber)
Impeller	PES composite (30 % glass-filled)
Terminal box	Noryl® with EPDM gasket
Check valve housing	ACETAL with 302 stainless steel, spring and nitrile rubber seat
Union gasket	EPDM (ethylene propylene rubber)

Installation

The pump must always be installed with the motor shaft in horizontal position. See fig. 2.

Proper installation of the pump will have the terminal box located to one side of the pump or the other, with the conduit entry down.

UP(S) pumps can be installed in both vertical and horizontal lines.

UP(S) pumps are intended for indoor use only.

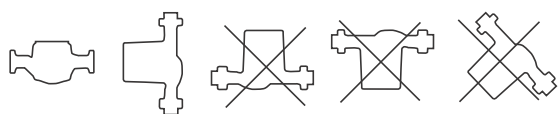


Fig. 2 Acceptable pump positions

TM04 5068 2509

Motor

The motor is a 2-pole, asynchronous, squirrel-cage PSC (permanent split capacitor) motor with UL, CUL, ETL and CSA approvals.

UP(S) pumps are available in single-phase 115 V and 230 V versions with one or three speeds.

The terminal box is easily accessible and has functional cables connecting conductors or terminals.

Insulation class(es): F, H.

The motor incorporates thermal overload or impedance protection. Therefore, no external motor protection is required.

UP models are single-speed pumps.

UPS model pumps are multi-speed pumps, and the speed can be changed by means of a speed selector switch located on the front of the terminal box.

If the speed of UPS 15-35 or 15-55 TLC models has to be changed, the timer control has to be removed first.

UP models with VS or MR suffixes are variable-speed pumps with integrated control.

Depending on the pump model, motor horsepowers range from 1/25 to 1/6 and power consumption from 5 to 385 W.

Pumped liquids

Depending on the type, Grundfos circulator pumps are designed for the following liquids:

- Potable water
- non-potable water
- water-glycol mixtures
- chilled water
- domestic hot water
- softened water.

If the circulator pump is used for a glycol mixture with a higher viscosity than that of water, the hydraulic performance of the pump will be reduced.

Example: 50 % glycol at 68 °F (20 °C) means a viscosity of approx. 10 cSt and a reduction of pump performance by approx. 15 %.

When selecting a pump, the viscosity of the pumped liquid must be taken into consideration.

Ambient and liquid temperatures

UP(S)

The maximum allowable water temperature is determined by the ambient air temperature as shown in the table below.

Maximum water temperature					
Ambient [°F (°C)]	104 (40)	120 (49)	140 (60)	160 (71)	175 (79)
Water, all cast iron [°F (°C)]	230 (110)	220 (104)	210 (99)	190 (88)	175 (79)
Water, all bronze and stainless steel	220 (104)	210 (99)	190 (88)	175 (79)	
The pump models below are exceptions to the temperatures listed above:					
UP/UPS 15 FC and UP 43 FC [°F (°C)]	200 (93)	190 (88)	180 (82)	170 (77)	
UP 15 BUC5 and UP 15 BUC7 [°F (°C)]	200 (93)	190 (88)	180 (82)	170 (77)	
UPS 15-35 [°F (°C)]	165 (74)	140 (60)	-	-	-
UP 15-100 F [°F (°C)]	205 (96)	195 (91)	185 (85)	175 (79)	-
UP 26-120 U [°F (°C)]	205 (96)	195 (91)	185 (85)	175 (79)	-
UP 26-116 [°F (°C)]	150 (66)	140 (60)	-	-	-

Note: This table refers to all standard products without timer, control options or other special features.

- If the UP pump is equipped with a timer, the maximum liquid temperature is 150 °F (66 °C).
- Temperature requirements for pumps with timer, control or other special features may be found on their technical data page. See section [Technical data](#), pages 43-84.

The ambient temperature for standard pumps with a permissible liquid temperature from 36 °F (2 °C) to 230 °F (110 °C) must always be lower than the liquid temperature, as otherwise condensation may form in the stator housing.

ALPHA2

36 °F (2 °C) to 230 °F (110 °C).

To avoid condensation in the control box and stator, the liquid temperature must always be higher than the ambient temperature. In domestic hot water systems, keep the liquid temperature below 149 °F (65 °C) to eliminate the risk of lime precipitation.

Maximum liquid temperature						
Ambient [°F (°C)]	32 (0)	50 (10)	68 (20)	86 (30)	95 (35)	104 (40)
Water [°F (°C)]		230 (110)		194 (90)		158 (70)

Note: The maximum glycol concentration with clean water is 50 % glycol @ 36 °F (2 °C). A hydraulic performance change can be expected.

Maximum system pressure

145 psi (10 bar).

Minimum inlet pressure

The pressure required at the inlet of the pump is a function of the temperature of the water as shown in the table below.

UP(S) model	Liquid temperature							
	140 °F (60 °C)		165 °F (74 °C)		190 °F (88 °C)		230 °F (110 °C)	
	[psi]	[bar]	[psi]	[bar]	[psi]	[bar]	[psi]	[bar]
UP(S) 15								
UP(S) 26			1.9	0.1	4.0	0.3	15.6	1.1
UP(S) 43	1.3	0.1						
UPS 26-150			1.3	0.09	2.6	0.18	7.8	0.54
UPS 43-100			2.1	0.15	5.6	0.40	11.3	0.80
UPS 50-60	0.5	0.04	1.0	0.07	1.3	0.09	7.0	0.49

Performance

ALPHA2	Liquid temperature					
	167 °F (75 °C)		194 °F (90 °C)		230 °F (110 °C)	
	[psi]	[bar]	[psi]	[bar]	[psi]	[bar]
	0.75	0.05	4.06	0.28	15.7	1.08

Flow range 0-120 gpm (0 - 27.3 m³/h)

Head range 0-46 ft (0-14 m)

In a pressure system, the required inlet pressure is the allowable system pressure.

In a system open to the atmosphere, the required inlet pressure is the minimum distance the pump must be located below the lowest possible water level of the water source (tank, pool, etc.).

ALPHA2

The Grundfos ALPHA2 is the next generation of energy-efficient wet-rotor circulator pumps. By incorporating a permanent magnet motor design, power consumption is now reduced by a minimum of 50 %.

With the AUTO_{ADAPT}[™] feature, ALPHA2 will automatically analyze the system demands and adjust head and/or flow rate requirements to meet changing heating demands.



Fig. 3 ALPHA2

Standard features

- Stainless steel or cast iron construction
- permanent magnet motor design
- easy push-button hydraulic selection
- seven hydraulic selection options:
 - three fixed speeds
 - three constant pressures
 - AUTO_{ADAPT}[™]
- easy-to-read LED display
 - flow rate indicator (gpm)
 - power consumption (watt)
 - hydraulic selection
- nut capture flange
- metallurgical options
 - cast iron (F or FR)
 - stainless steel (F)
- line cord or conduit connection options.

Maximum operating pressures

Liquid temperature	Min. inlet pressure
167 °F (75 °C)	0.75 psi (0.05 bar)
194 °F (90 °C)	4.06 psi (0.28 bar)
230 °F (110 °C)	15.7 psi (1.08 bar)

Maximum operating temperatures

Ambient temperature	Liquid temperature	
[°F (°C)]	Min. [°F (°C)]	Max. [°F (°C)]
+32 (0)	+36 (+2)	+230 (+110)
+50 (+10)	+50 (+10)	+230 (+110)
+68 (+20)	+68 (+20)	+230 (+110)
+86 (+30)	+86 (+30)	+230 (+110)
+95 (+35)	+95 (+35)	+194 (+90)
+104 (+40)	+104 (+40)	+158 (+70)

Note: The maximum glycol concentration with clean water is 0 % glycol @ 36 °F (2 °C). A hydraulic performance change can be expected.

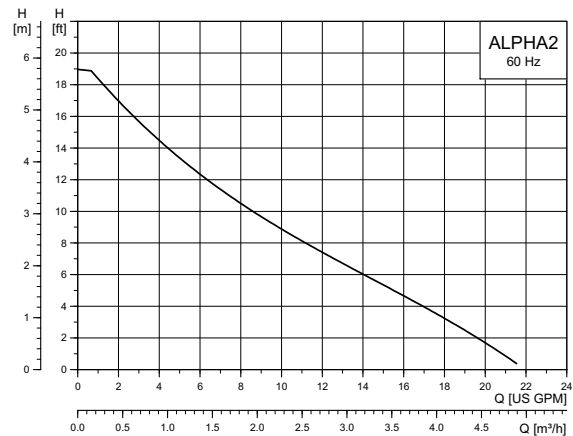
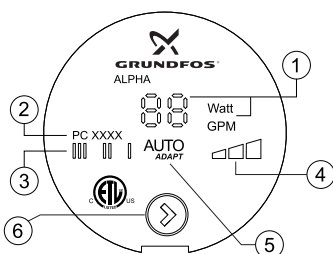


Fig. 4 Family curves for ALPHA2, all models (ALPHA2 is a variable-speed pump with AUTO_{ADAPT}[™])

Additional technical data

Supply voltage:	1 x 115 V - 10 %/+ 10 %, 60 Hz
Motor protection:	No protection required.
Enclosure class:	Indoor use only, IP42 CSA enclosure type 2
Insulation class:	F
Relative humidity:	Max. 95 %
Max. outlet pressure:	150 psi (10.34 bar)
Sound pressure level:	43 dB (A)
Ambient temperature:	+32 °F (0 °C) to +104 °F (+40 °C)
Liquid temperature:	+36 °F (+2 °C) to +230 °F (+110 °C)
Max. glycol concentrations:	50 % glycol @ 36 °F (2 °C) A hydraulic performance change can be expected.
Watt readings:	Accuracy +/- 1 watt
Flow rate indicator:	Provides a relative indication of flow rate – should not be used in lieu of a flowmeter.
Check valve:	Use of a check valve may reduce the pump hydraulic performance (up to -10 %). Use a check valve in parallel pumping applications.

ALPHA2 control display



TM04 3421 3511

Fig. 5 Control panel

Pos.	Description
1	Display showing the power consumption in watt or the flow rate Light field indicating high and low flow rate
2	Production code: <ul style="list-style-type: none"> • 1st and 2nd figures: year • 3rd and 4th figures: week
3	Light field indicating fixed speed
4	Light field indicating constant pressure
5	Light field indicating <i>AUTO_{ADAPT}</i>
6	Push-button for selection of pump setting

MixiMizer™ - mixing reset pump

The Grundfos MixiMizer™ is a fully integrated injection mixing pump utilizing indoor/outdoor control. Water of an appropriate temperature will be supplied to your mixing loop through adjustments in pump speed based on outdoor temperatures and supply/return piping sensors.

Equipped with a weather-responsive controller, also known as an indoor/outdoor controller or reset controller, the MixiMizer™ automatically calculates and controls mixed water temperatures according to outdoor temperatures in primary/secondary piping systems. The controller also provides pump exercising for 10 seconds every three days and a 20-second post-purge when the heat demand ceases.

For maximum design flexibility, the MixiMizer™ can be integrated into a thermostat or zoning control system through the user-selectable "external call for heat/demand input".

A fully serviceable check valve integrated into the pump housing eliminates ghost flows in primary/secondary injection systems and zone applications. LEDs located on the terminal box are designed to indicate performance and diagnose faults without tools.

Other standard user-selectable features include boiler protection, system/slab "overtemperature" control and a 5 °F (2.78 °C) parallel shift of the heating curve.



Fig. 6 MixiMizer™

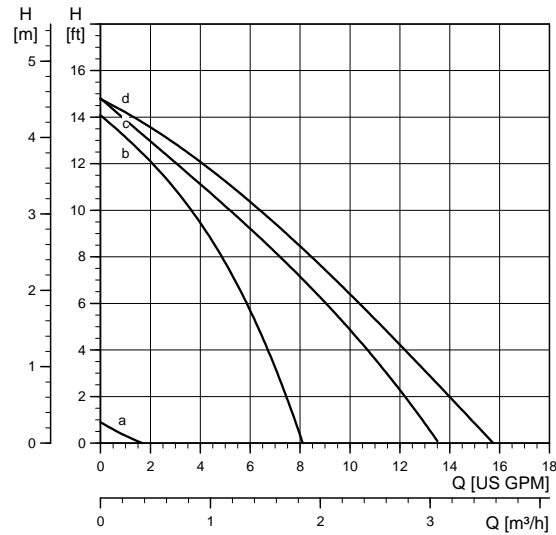
TM04 9735 5110

MixiMizer™ models include the following features:

- Two water temperature sensors (system supply and return), prewired, 8 ft (2.4 m) each
- line cord, 6 ft (1.8 m), prewired
- one outdoor air temperature sensor
- two flange gaskets
- optional zone control input
- optional boiler On/Off output.

Standard features

- Variable-speed output modulation
- system supply temperature sensor 140 °F (60 °C) max.
- boiler return temperature sensor 135 °F (57 °C) min.
- heating curve adjustment by 5 °F (2.78 °C) in parallel
- pump exercising every three days of no operation.



TM03 8844 0813

Fig. 7 Family curves for MixiMizer™

Pos.	Description
a	Min. curve for all models
b	Max. UP 15-42 BUC5
c	Max. UP 15-42 BUC7
d	Max. UP 15-42 FC

Variable-speed pump

The Grundfos variable-speed pump is another product with fully integrated control. The variable-speed controller requires a 0-10/2-10 VDC or 0-20/4-20 mA control signal, which is user-selectable.

If desired, the manual % dial allows the speed of the pump to be manually adjusted and set by the user. The speed of the pump may be manually adjusted anywhere from minimum speed to 100 %, but once set, remains fixed at that speed.

In addition, the pump speed may be set as 0-100 % or 15-100 % by the user.

The controller also provides pump exercising for 10 seconds every three days and a power-up reset, which runs the pump for three seconds at full speed, for all modes of operation.

LEDs on the terminal box indicate operation (power is applied) and performance (flashing slowly or quickly).



Fig. 8 Variable-speed pump

TM03 9088 0513

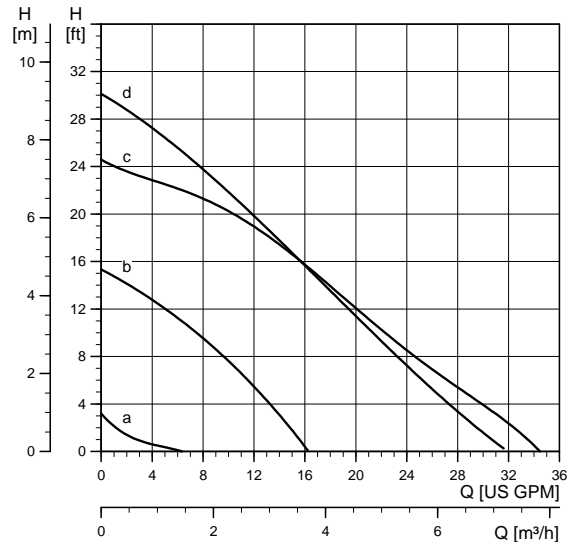
Variable-speed models include the following items:

- Pump with integrated variable-speed control
- line cord, 6 ft (1.8 m), prewired
- two gaskets.

Variable-speed standard features

- Variable-speed output modulation (external or manual control)
- offset-dial for fine-tuning of the signal input.

Signal type	Signal range
Voltage	0-10 VDC or 2-10 VDC, 5 mA max.
Current	0-20 mA or 4-20 mA, 5 VDC max.



TM03 8843 0813

Fig. 9 Family curves for variable-speed pumps

Pos.	Description
a	Min. curve for all models
b	Max. UP 15-42 F/VS
c	Max. UP 26-64 F/VS
d	Max. UP 26-96 F/VS

Comfort System

The Comfort System uses a patented Comfort Valve[®] and pump to provide instant availability of hot water at the point of use.

Operation

The Comfort Valve[®] is installed at the fixture furthest away from the hot-water tank. With a built-in timer, the pump allows hot water to circulate along the loop through the valve using the cold-water side as a return line. As the temperature rises to 100 °F (38 °C), the valve closes, thus resulting in a constant availability of hot water.

Savings

The Comfort System saves up to 16,000 gallons (60,566 liters) of water per year and per household (based on average modern household usage) and uses less energy than a 25 W light bulb.

Applications

- Domestic hot-water recirculation systems in single- and two-family houses.

Pumped liquids

- Domestic hot water
- potable and non-potable water.



Fig. 10 Comfort System

Motor

- Insulation class: F
- power consumption: 25 W
- voltage: 115 V
- current: 0.23 A
- phase: 1.

Description (UP, open systems)	Material
Inlet cone, bearing plate, bearing retainers, rotor can, rotor cladding, shaft retainer	Stainless steel
Volute retainer (SU & SF models) and stator housing	Aluminium
Shaft, upper and lower radial bearings	Aluminium oxide ceramics
Thrust bearing	Carbon bearing and EPDM retainer
Pump housing (volute)	Silicon bronze C875 or stainless steel 300 series
O-ring and gaskets	EPDM (ethylene propylene rubber)
Impeller	PES composite (30 % glass-filled)
Terminal box	Noryl [®] with EPDM gasket

Grundfos Comfort Valve[®] materials listing

Description	Trade name	Material
Springs, pins, screens	300 Series	Stainless steel
Valve housing	Ryton	PPS
Thermal actuator housing	300 Series	Stainless steel
Check valve O-ring		EPDM
Check valve housing		Acetal
Check valve plunger		Thermoplastic

Ambient and liquid temperatures

Liquid temperature: 36 °F (2 °C) to 150 °F (66 °C).

We recommend that you keep the operating temperature as low as possible (e.g. 140 °F (60 °C)) to avoid calcium precipitation.

The ambient temperature must always be lower than the liquid temperature, as otherwise condensation may form in the stator housing.

Maximum system pressure

145 psi (10 bar).

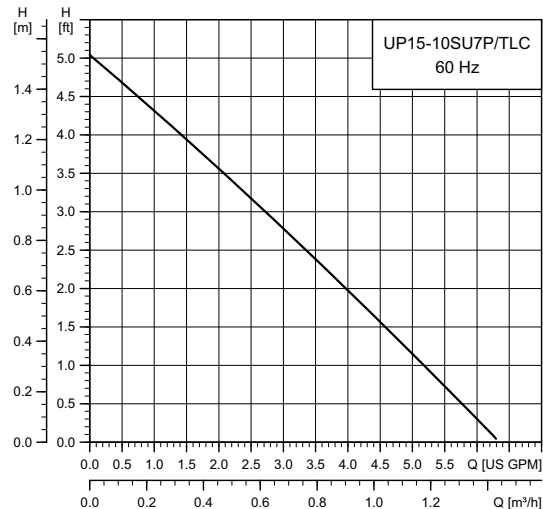


Fig. 11 Performance curve for the Comfort System

TM03 9126 0513

TM03 5547 4412

UP 10-16 Comfort PM, PM Auto

The UP 10-16 pump is designed for recirculation of domestic hot water in single-family homes with dedicated hot-water return piping. Utilizing a low-noise permanent magnet motor, energy consumption is reduced to as little as 5 - 8.5 W. Selecting the Auto mode ensures that the pump runs only when required. The result is maximum comfort - no waiting for hot water plus decreased water and power consumption.



Fig. 12 UP 10-16 APM BU/LC

TM06 0034 4713

Applications

- Domestic hot-water recirculation systems in single-family homes
- small heating systems.

Pumped liquids

- Domestic hot water
- softened water
- clean water.

The pump uses two temperature sensors, one within the pump and the other connected to the pump by a cable installed on the hot-water flow pipe. The pump is installed in the hot-water return pipe.

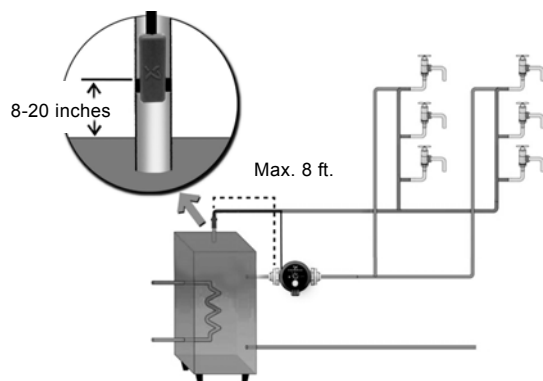


Fig. 13 UP 10-16 APM pump with built-in temperature sensor

TM06 1073 1514

Three operating modes

100 % mode

- The pump will operate 24/7/365 continuously at full speed.

Temperature mode

- The pump will keep the water temperature within an automatically detected range.

Auto mode

- The pump will learn, store and adapt operating times to domestic hot water consumption patterns.

Disinfection feature

- Once per week, the pump will run a 15-minute disinfection cycle.

Vacation feature

If no tappings are detected within a 24-hour period, the pump will automatically switch to standby mode (except for disinfection) and reactivate to the same consumptive pattern when two tappings occur within a 20-minute time period (self-modulation).

Motor

The motor has a single-phase, 12-pole, permanent-magnet design and is impedance-protected and double insulated. No additional motor protection is required.

Voltage	1 x 115/208-230 V, 50/60 Hz
Power	5 - 8.5 watts
Enclosure class	IP42, type PM: IP44
Insulation class	F

Maximum system pressure

145 psi (10 bar).

Ambient and liquid temperatures

The ambient temperature must always be lower than the liquid temperature, as otherwise condensation may form in the stator housing.

Liquid temperature: 36 °F (2 °C) to 185 °F (85 °C).

We recommend that you keep the operating temperature as low as possible (e.g. 140 °F (60 °C)) to avoid calcium precipitation.

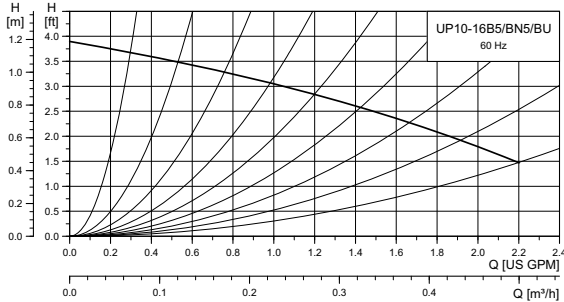
Description	Material
Stator housing	Aluminium
Spherical separator	Stainless steel
Rotor can, complete	Stainless steel/Tungsten carbide
Rotor, impeller	Stainless steel, EPDM, PPO, PFTE, graphite
Pump housing	EcoBrass
Isolating valve	EcoBrass
Screw	Stainless steel
Terminal box cover	PC/ABS
Motor cover	PPO
Power cable jacket	PVC
O-rings	EPDM
Check valve	POM
Light	Lexan
Insulation cover	EPP 55
External sensor cable	PC/ABS

6. Technical data

UP 10-16 Comfort PM, PM Auto

UP 10-16 A/PM B5/BN5/BU

Flow range: 0 - 2.2 gpm (0 - 0.5 m³/h)
 Head range: 0 - 3.9 ft (0 - 1.2 m)
 Motor: Single-phase
 Max. liquid temperature: 185 °F (85 °C)
 Min. liquid temperature: 36 °F (2 °C)
 Max. system pressure: 145 psi (10 bar)



TM06 0178 4913

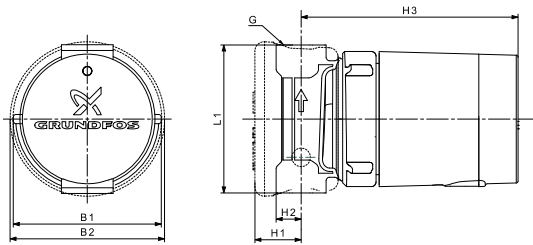
Model	Volts	Amps	Watts	Hp	Capacitor
UP 10-16 B5/BN5/BU	115/208-230 V	0.23	5 - 8.5	-	-

Approvals



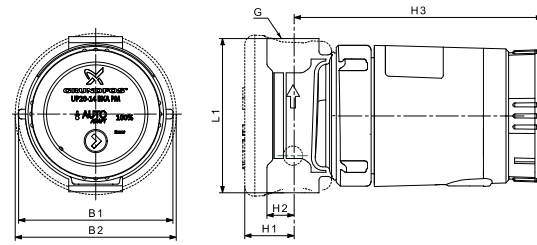
Drinking Water System Components
 In Accordance with NSF/ANSI 372

UP 10-16 PM B5, BN5
 APM B5, BN5



TM06 0649 0614

UP 10-16 APM BU

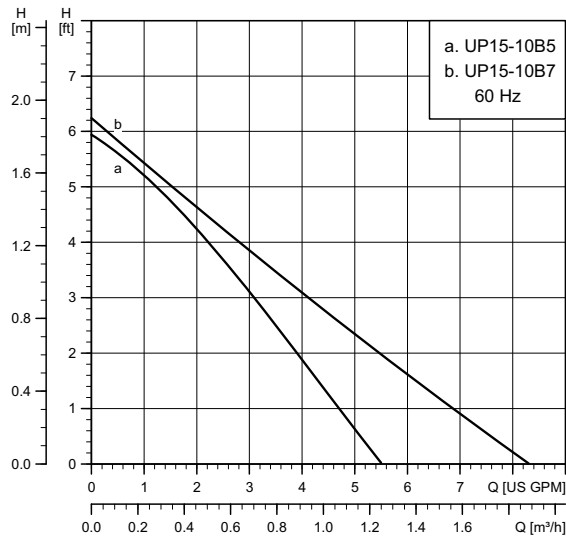


TM06 0684 0714

Model	Product number	Dimensions [inches (mm)]							Shipping weight [lbs (kg)]	
		115/208-230 V	L1	H1	H2	H3	B1	B2		Connection
UP10-16 PM B5/LC	98420206		3.13 (79)		0.5 (12.7)				1/2" sweat	2.9 (1.3)
UP10-16 PM BN5/LC	98420210		3.13 (79)		0.5 (12.7)				1/2" NPT	3.4 (1.5)
UP10-16 A PM B5/LC	98420222		3.13 (79)	1.0 (25.4)	0.5 (12.7)	5.25 (133)	2.67 (68)	3.28 (83)	1/2" sweat	2.9 (1.3)
UP10-16 A PM BN5/LC	98420223		3.13 (79)		0.5 (12.7)				1/2" NPT	3.4 (1.5)
UP10-16 A PM BU/LC	98420224		4.33 (110)		0.88 (23)				1 1/4" NPSM	3.8 (1.7)

Note: All models above have a 6 ft (1.8 m), 3-prong power cord.
 Maximum external sensor cable length 8 ft (2.4 m).
 UP 10-16 A PM BU/LC with integral check valve.
 Dimensions in inches unless otherwise stated.

UP 15-10 B5/B7



Flow range:	0 - 8.2 gpm (0 - 1.9 m ³ /h)
Head range:	0 - 6.2 ft (0 - 1.9 m)
Motor:	2-pole, single-phase
Max. liquid temperature:	220 °F (104 °C)
Min. liquid temperature:	36 °F (2 °C)
Max. system pressure:	145 psi (10 bar)

Note: If the UP pump is equipped with a timer, the maximum liquid temperature is 150 °F (66 °C).

Model	Volts	Amps	Watts	Hp	Capacitor
UP 15-10 B5 and B7	115	0.22	25	1/25	2 μF / 400 V

Approvals



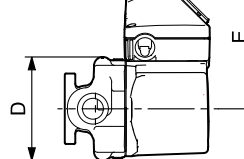
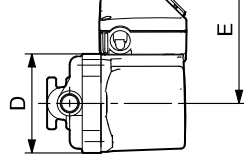
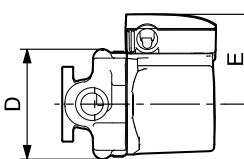
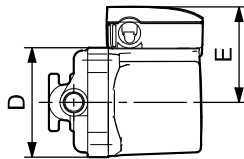
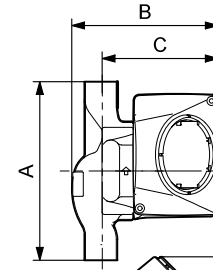
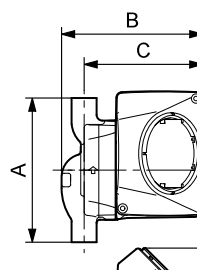
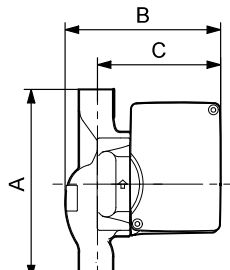
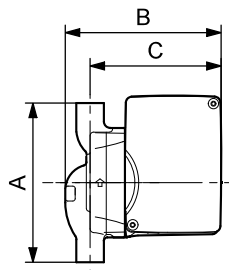
Drinking Water System Components
In Accordance with NSF/ANSI 372

UP 15-10 B5 and UP 15-10 B5/LC

UP 15-10 B7 and UP 15-10 B7/LC

UP 15-10 B5/TLC

UP 15-10 B7/TLC



TM03 8545 1907

TM03 8547 1907

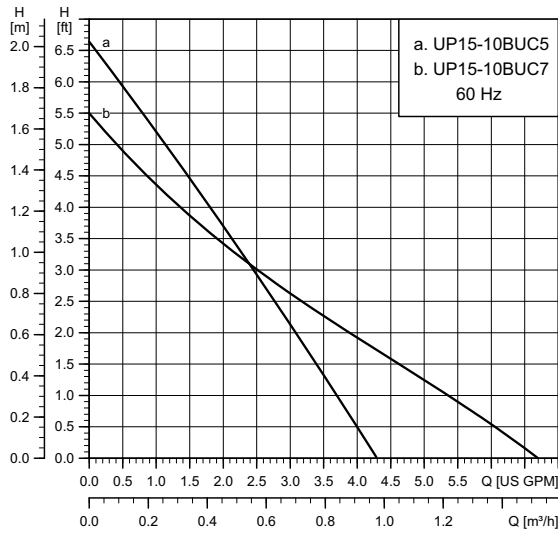
TM03 8546 1907

TM03 8548 1907

Model	Product number 115 V	Dimensions [inches (mm)]					Connection type and size	Shipping weight [lbs (kg)]
		A	B	C	D	E		
UP 15-10 B5	59896213	5.00 (127)	5.00 (127)	4.13 (105)	3.50 (89)	2.85 (72)	1/2" sweat	6.0 (2.7)
UP 15-10 B5/LC	59896214	5.00 (127)	5.00 (127)	4.13 (105)	3.50 (89)	2.85 (72)	1/2" sweat	6.5 (2.9)
UP 15-10 B5/TLC	59896215	5.00 (127)	5.00 (127)	4.13 (105)	3.50 (89)	5.33 (135)	1/2" sweat	6.5 (2.9)
UP 15-10 B7	59896226	6.38 (162)	5.25 (133)	4.13 (105)	3.50 (89)	2.85 (72)	3/4" sweat	6.7 (3.0)
UP 15-10 B7/LC	59896209	6.38 (162)	5.25 (133)	4.13 (105)	3.50 (89)	2.85 (72)	3/4" sweat	7.5 (3.4)
UP 15-10 B7/TLC	59896210	6.38 (162)	5.25 (133)	4.13 (105)	3.50 (89)	5.33 (135)	3/4" sweat	7.5 (3.4)

Note: LC/TLC models have a 6 ft (1.8 m), 3-prong power cord.
Dimensions in inches unless otherwise stated.

UP 15-10 BUC5/BUC7



Flow range: 0 - 6.6 gpm (0 - 1.5 m³/h)
 Head range: 0 - 6.6 ft (0-2 m)
 Motor: 2-pole, single-phase
 Max. liquid temperature: 230 °F (110 °C)
 Min. liquid temperature: 36 °F (2 °C)
 Max. system pressure: 145 psi (10 bar)

Note: If the UP pump is equipped with a timer, the maximum liquid temperature is 150 °F (66 °C).

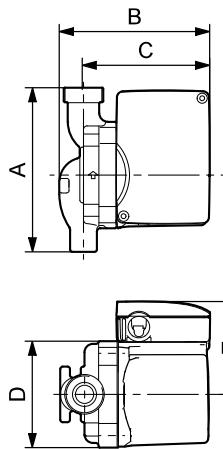
Model	Volts	Amps	Watts	Hp	Capacitor
UP 15-10 BUC5/BUC7	115	0.22	25	1/25	2 μF / 400 V

Approvals

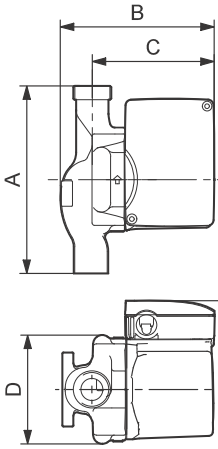


Drinking Water System Components
 In Accordance with NSF/ANSI 372

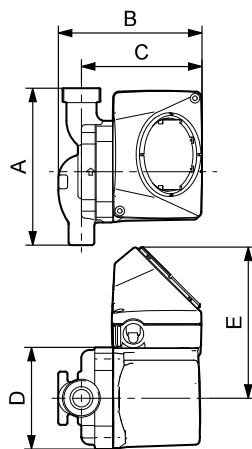
UP 15-10 BUC5 and UP 15-10 BUC5/LC



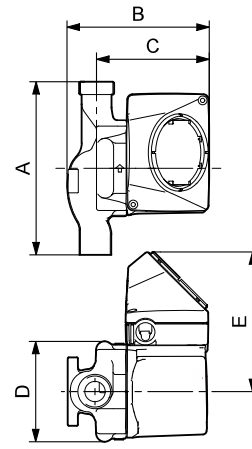
UP 15-10 BUC7 and UP 15-10 BUC7/LC



UP 15-10 BUC5/TLC



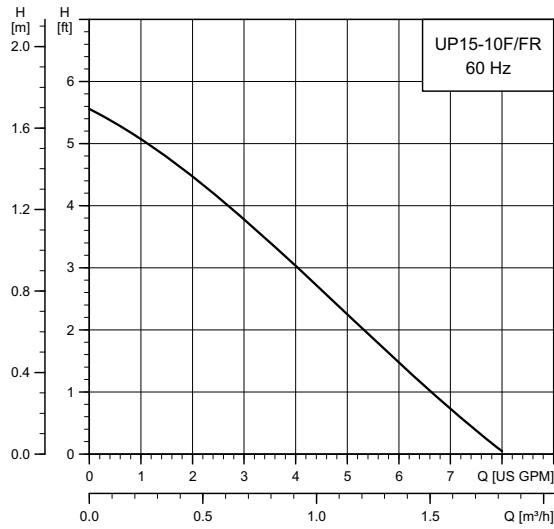
UP 15-10 BUC7/TLC



Model	Product number 115 V	Dimensions [inches (mm)]					Connection type and size	Shipping weight [lbs (kg)]
		A	B	C	D	E		
UP 15-10 BUC5	59896225	5.31 (135)	5.00 (127)	4.13 (105)	3.50 (89)	2.85 (72)	1/2" sweat	7.3 (3.3)
UP 15-10 BUC5/LC	59896237	5.31 (135)	5.00 (127)	4.13 (105)	3.50 (89)	2.85 (72)	1/2" sweat	7.7 (3.5)
UP 15-10 BUC5/TLC	59896238	5.31 (135)	5.00 (127)	4.13 (105)	3.50 (89)	5.33 (135)	1/2" sweat	7.7 (3.5)
UP 15-10 BUC7	59896241	6.70 (170)	5.25 (133)	4.13 (105)	3.50 (89)	2.85 (72)	3/4" sweat	8.0 (3.6)
UP 15-10 BUC7/LC	59896239	6.70 (170)	5.25 (133)	4.13 (105)	3.50 (89)	2.85 (72)	3/4" sweat	8.5 (3.9)
UP 15-10 BUC7/TLC	59896240	6.70 (170)	5.25 (133)	4.13 (105)	3.50 (89)	5.33 (135)	3/4" sweat	8.5 (3.9)

Note: LC/TLC models have a 6 ft (1.8 m), 3-prong power cord.
 Dimensions in inches unless otherwise stated.

UP 15-10 F/FR



TM03 5532 4412

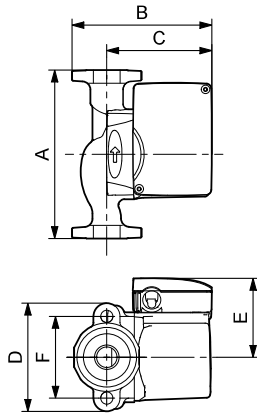
Flow range: 0 - 8.0 gpm (0 - 1.8 m³/h)
 Head range: 0 - 5.5 ft (0 - 1.7 m)
 Motor: 2-pole, single-phase
 Max. liquid temperature: 230 °F (110 °C)
 Min. liquid temperature: 36 °F (2 °C)
 Max. system pressure: 145 psi (10 bar)
 Closed system

Model	Volts	Amps	Watts	Hp	Capacitor
UP 15-10 F/FR	115	0.23	25	1/25	2 μF / 400 V

Approvals

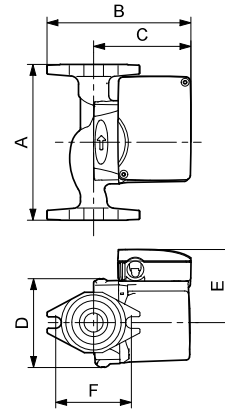


UP 15-10 F



TM03 8526 1907

UP 15-10 FR



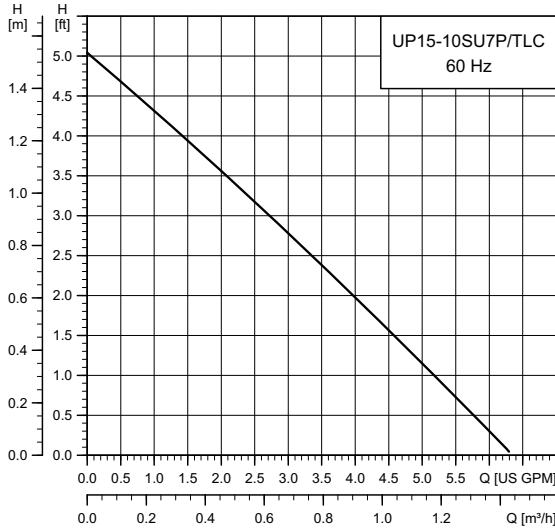
TM03 8527 1907

Model	Product number 115 V	Dimensions [inches (mm)]						Connection type and size	Shipping weight [lbs (kg)]
		A	B	C	D	E	F		
UP 15-10 F	59896248	6.50 (165)	5.25 (133)	4.00 (102)	4.19 (106)	3.25 (83)	3.16 (80)	GF 15/26 flange (2) 1/2" dia. bolt holes	7.3 (3.3)
UP 15-10 FR	59896249	6.50 (165)	5.94 (151)	4.00 (102)	3.75 (95)	3.25 (83)	3.16 (80)	GF 15/26 flange (2) 1/2" dia. bolt holes	7.3 (3.3)

Note: Dimensions in inches unless otherwise stated.

UP Comfort System

UP 15-10 SU7P/TLC



TM03 5547 4412

Flow range: 0 - 6.3 gpm (0 - 1.4 m³/h)
 Head range: 0 - 5.1 ft (0 - 1.6 m)
 Motor: 2-pole, single-phase
 Max. liquid temperature: 150 °F (66 °C)
 Min. liquid temperature: 36 °F (2 °C)
 Max. system pressure: 145 psi (10 bar)
 Open system

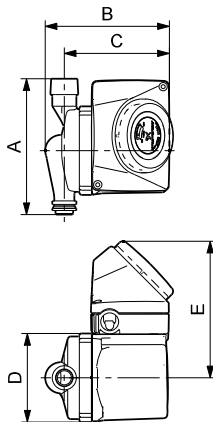
Model	Volts	Amps	Watts	Hp	Capacitor
UP 15-10 SU7P/TLC	115	0.23	25	1/25	2 µF / 400 V

Approvals



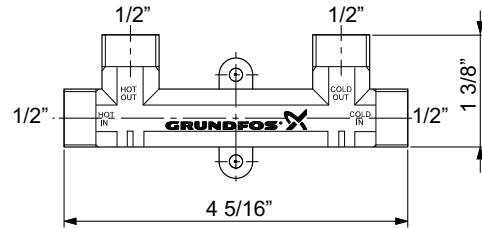
Drinking Water System Components
 In Accordance with NSF/ANSI 372

UP 15-10 SU7P/TLC



TM03 4362 3507

Comfort Valve®



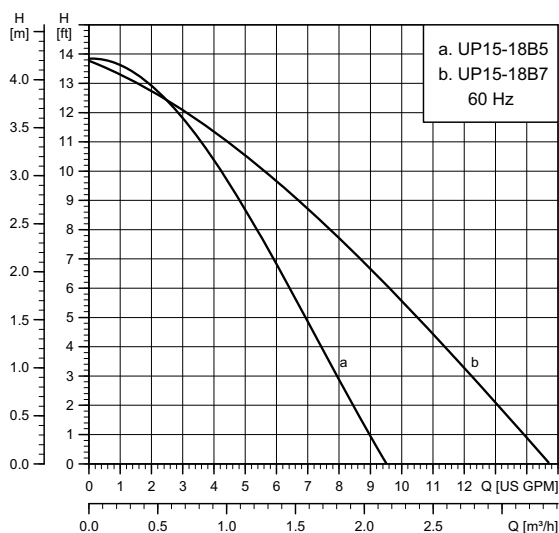
TM03 4363 3507

Model	Product number	Dimensions [inches (mm)]					Connection type and size	Shipping weight [lbs (kg)]
		A	B	C	D	E		
UP 15-10 SU7P/TLC	595916	5.63 (143)	5.25 (133)	4.50 (114)	3.50 (89)	5.33 (135)	3/4" M x 3/4" FNPT	5.5 (2.5)
Comfort Valve®	595926	-	-	-	-	-	1/2" M NPS (1/2" faucet)	2.8 (1.3)
Flex hose kit	599390	-	-	-	-	-	(2) 1/2" FNPS x 1/2" FNPS x 12" flex hoses	-

Model	Product number	Description
Comfort Valve®	595926	Box of 15 pieces
Comfort series kit	595916	1 pump and 1 valve, (2) 1/2" FNPS x 1/2" FNPS x 12" flex hoses

Note: All models have a 10 ft (3 m), 3-prong power cord.
 Dimensions in inches unless otherwise stated.

UP 15-18 B5/B7



TM03 8426 4412

Flow range:	0 - 14.7 gpm (0 - 3.3 m ³ /h)
Head range:	0 - 13.9 ft (0 - 4.2 m)
Motor:	2-pole, single-phase
Max. liquid temperature:	230 °F (110 °C)
Min. liquid temperature:	36 °F (2 °C)
Max. system pressure:	145 psi (10 bar)

Note: If the UP pump is equipped with a timer, the maximum liquid temperature is 150 °F (66 °C).

Model	Volts	Amps	Watts	Hp	Capacitor
UP 15-18 B5	115	0.74	86	1/25	10 μF / 180 V
	230	0.4	90	1/25	2 μF / 400 V
UP 15-18 B7	115	0.74	86	1/25	10 μF / 180 V
	230	0.4	96	1/25	2 μF / 400 V

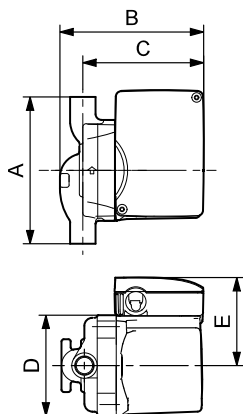
Approvals



WATER QUALITY
NSF/ANSI 61

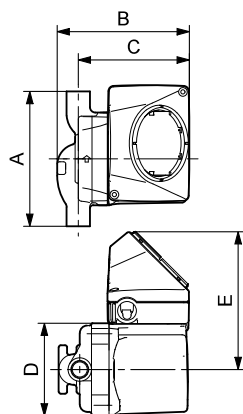
Drinking Water System Components
In Accordance with NSF/ANSI 372

UP 15-18 B5/LC



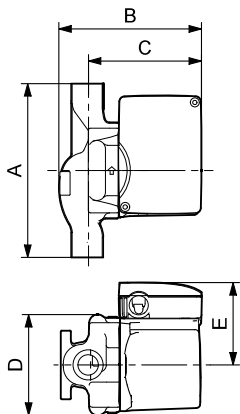
TM03 8545 1907

UP 15-18 B5/TLC



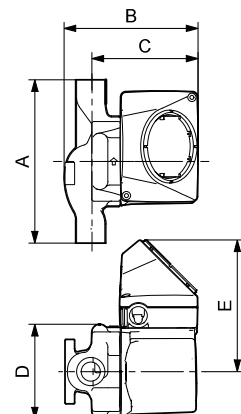
TM03 8546 1907

UP 15-18 B7/LC



TM03 8547 1907

UP 15-18 B7/TLC

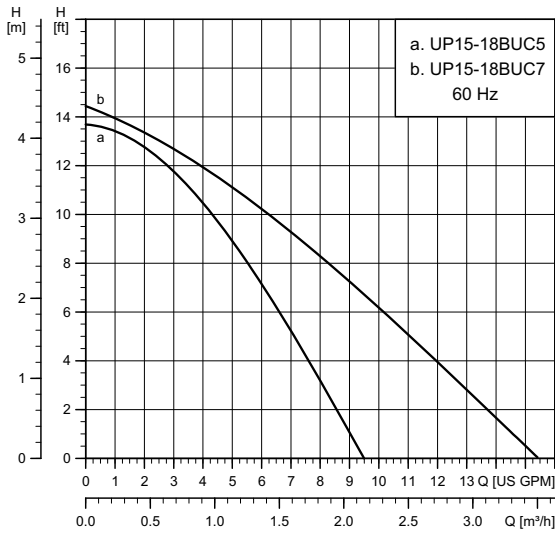


TM03 8548 1907

Model	Product number		Dimensions [inches (mm)]					Connection type and size	Shipping weight [lbs (kg)]
	115 V	230 V	A	B	C	D	E		
UP 15-18 B5	59896114	59896118	5.31 (135)	5.00 (127)	4.13 (105)	3.50 (89)	2.85 (72)	1/2" sweat	6.0 (2.7)
UP 15-18 B5/LC	59896211	-	5.31 (135)	5.00 (127)	4.13 (105)	3.50 (89)	2.85 (72)	1/2" sweat	6.5 (2.9)
UP 15-18 B5/TLC	59896212	-	5.31 (135)	5.00 (127)	4.13 (105)	3.50 (89)	5.33 (135)	1/2" sweat	6.5 (2.9)
UP 15-18 B7	59896121	59896119	6.70 (170)	5.25 (133)	4.13 (105)	3.50 (89)	2.85 (72)	3/4" sweat	6.7 (3.0)
UP 15-18 B7/LC	59896229	-	6.70 (170)	5.25 (133)	4.13 (105)	3.50 (89)	2.85 (72)	3/4" sweat	7.2 (3.3)
UP 15-18 B7/TLC	59896230	-	6.70 (170)	5.25 (133)	4.13 (105)	3.50 (89)	5.33 (135)	3/4" sweat	7.2 (3.3)

Note: LC/TLC models have a 6 ft (1.8 m), 3-prong power cord.
Dimensions in inches unless otherwise stated.

UP 15-18 BUC5/BUC7

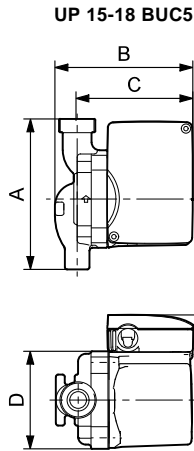


TM03 8428 4412

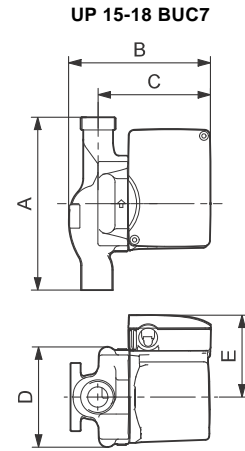
Flow range: 0 - 14.7 gpm (0 - 3.3 m³/h)
 Head range: 0 - 14.5 ft (4.4 m)
 Motor: 2-pole, single-phase
 Max. liquid temperature: 230 °F (110 °C)
 Min. liquid temperature: 36 °F (2 °C)
 Max. system pressure: 145 psi (10 bar)

Model	Volts	Amps	Watts	Hp	Capacitor
UP 15-18 BUC5	115	0.74	86	1/25	10 µF / 180 V
UP 15-18 BUC7	115	0.74	86	1/25	10 µF / 180 V

Approvals



TM03 8549 1907

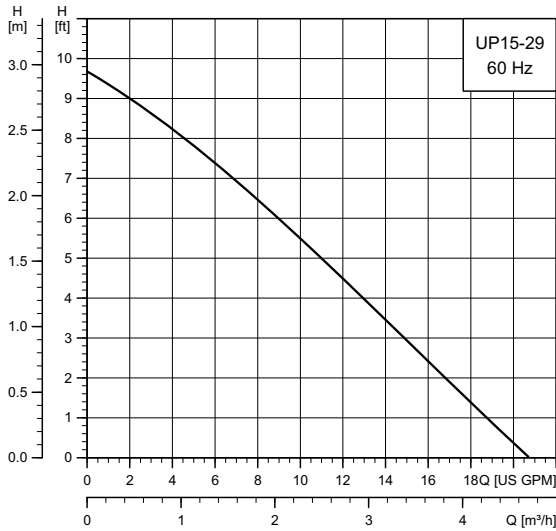


TM03 8753 2407

Model	Product number 115 V	Dimensions [inches (mm)]					Connection type and size	Shipping weight [lbs (kg)]
		A	B	C	D	E		
UP 15-18 BUC5	59896123	5.31 (135)	5.00 (127)	4.13 (105)	3.50 (89)	2.85 (72)	1/2" sweat	7.3 (3.3)
UP 15-18 BUC7	59896124	6.70 (170)	5.25 (133)	4.13 (105)	3.50 (89)	2.85 (72)	3/4" sweat	8.0 (3.6)

Note: Dimensions in inches unless otherwise stated.

UP 15-29 SU/SF



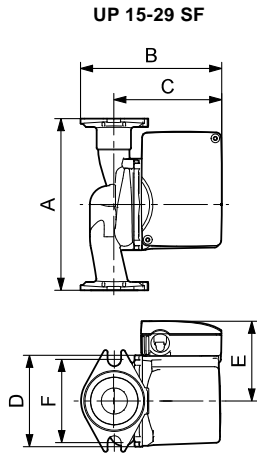
TM03 8847 4412

Flow range: 0 - 20.5 gpm (0 - 4.7 m³/h)
 Head range: 0 - 9.7 ft (0 - 2.2 m)
 Motor: 2-pole, single-phase
 Max. liquid temperature: 230 °F (110 °C)
 Min. liquid temperature: 36 °F (2 °C)
 Max. system pressure: 145 psi (10 bar)
 Open system

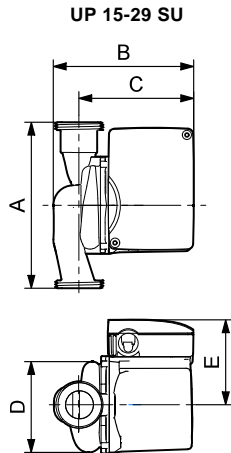
Note: If the UP pump is equipped with a timer, the maximum liquid temperature is 150 °F (66 °C).

Model	Volts	Amps	Watts	Hp	Capacitor
UP 15-29 SF	115	0.75	87	0.12	10 µF / 180 V
UP 15-29 SUC		0.75	87	0.12	
UP 15-29 SU	230	0.42	97	0.15	2 µF / 400 V

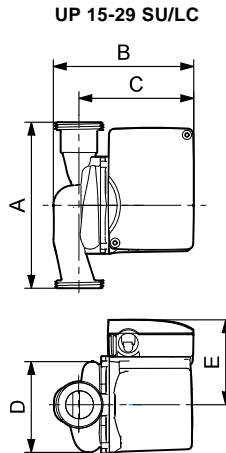
Approvals



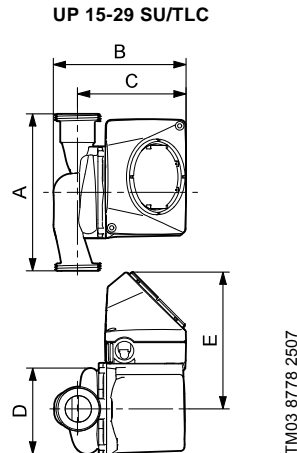
TM03 8776 2507



TM03 8777 2507



TM03 8777 2507

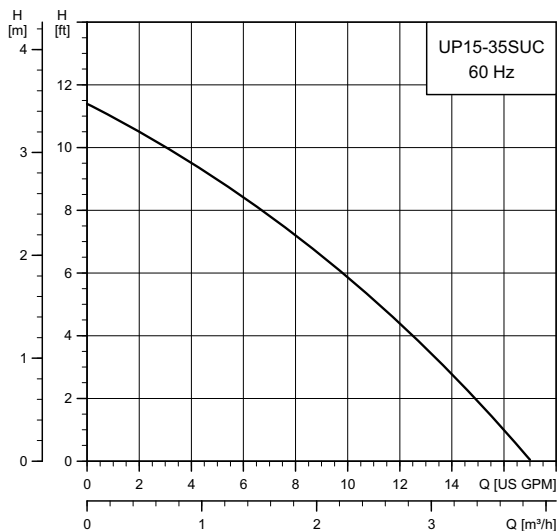


TM03 8778 2507

Model	Product number		Dimensions [inches (mm)]						Connection type and size	Shipping weight [lbs (kg)]
	115 V	230 V	A	B	C	D	E	F		
UP 15-29 SF	59896771	-	6.50 (165)	5.50 (140)	4.13 (105)	3.88 (98)	2.94 (75)	3.13 (79)	GF 15/26	6.0 (2.7)
UP 15-29 SU	59896775	59896784	5.88 (149)	5.50 (140)	4.13 (105)	3.44 (88)	2.94 (75)	-	GU 125	5.4 (2.5)
UP 15-29 SU/LC	59896776	-	5.88 (149)	5.50 (140)	4.13 (105)	3.44 (88)	2.94 (75)	-	GU 125	5.7 (2.6)
UP 15-29 SUC/TLC	59896777	-	5.88 (149)	5.50 (140)	4.13 (105)	3.44 (88)	2.94 (75)	-	GU 125	6.2 (2.8)

Note: LC/TLC models have a 6 ft (1.8 m), 3-prong power cord.
 Dimensions in inches unless otherwise stated.

UP 15-35 SUC



TM03 8846 4412

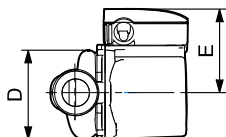
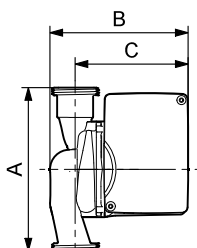
Flow range: 0 - 17.5 gpm (0 - 4.0 m³/h)
 Head range: 0 - 11.5 ft (3.5 m)
 Motor: 2-pole, single-phase
 Max. liquid temperature: 230 °F (110 °C)
 Min. liquid temperature: 36 °F (2 °C)
 Max. system pressure: 145 psi (10 bar)
 Open system

Model	Volts	Amps	Watts	Hp	Capacitor
UP 15-35 SUC	230	0.50	114	0.15	2 µF / 400 V

Approvals



UP 15-35 SUC

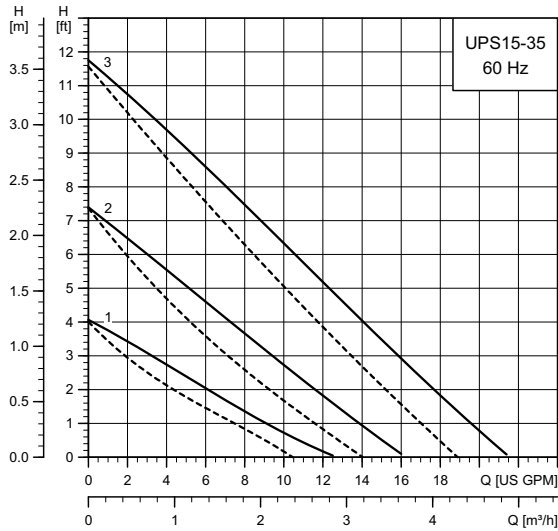


TM03 8777 2507

Model	Product number 230 V	Dimensions [inches (mm)]						Connection type and size	Shipping weight [lbs (kg)]
		A	B	C	D	E	F		
UP 15-35 SUC	59896785	5.88 (149)	5.06 (129)	4.13 (105)	3.44 (87)	2.94 (75)	-	GU 125	5.4 (2.5)

Note: Dimensions in inches unless otherwise stated.

UPS 15-35 SUC/SFC



TM03 8850 4412

Flow range: 0 - 21.5 gpm (0 - 4.9 m³/h)
 Head range: 0-12 ft (0 - 3.7 m)
 Motor: 2-pole, single-phase
 Max. liquid temperature: 165 °F (74 °C)
 Min. liquid temperature: 36 °F (2 °C)
 Max. system pressure: 145 psi (10 bar)

Note: If the UP pump is equipped with a timer, the maximum liquid temperature is 150 °F (66 °C).

Model	Speed	Volts	Amps	Watts	Hp	Capacitor
UPS 15-35 SUC/ SFC	3	115	0.95	110	0.15	10 μF / 180 V
	2		0.75	84	0.11	
	1		0.55	61	0.08	

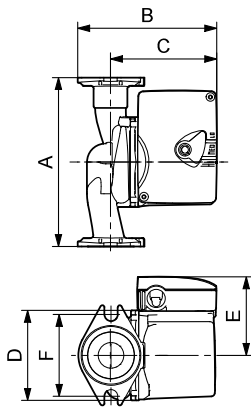
— Without check valve
 - - - With check valve

Approvals



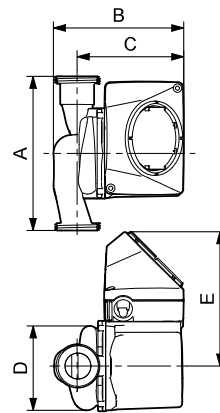
Drinking Water System Components
 In Accordance with NSF/ANSI 372

UPS 15-35 SFC



TM03 8779 2507

UPS 15-35 SUC/TLC

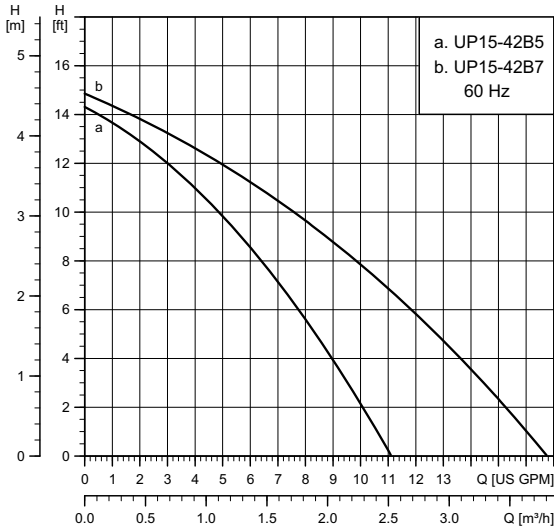


TM03 8778 2507

Model	Product number 115 V	Dimensions [inches (mm)]						Connection type and size	Shipping weight [lbs (kg)]
		A	B	C	D	E	F		
UPS 15-35 SFC	59896772	6.50 (165)	5.50 (140)	4.13 (105)	3.88 (99)	2.85 (72)	3.13 (80)	GF 15/26	6.0 (2.7)
UPS 15-35 SUC	59896778	5.88 (149)	5.06 (129)	4.13 (105)	3.44 (87)	2.85 (72)	-	GU 125	5.4 (2.5)
UPS 15-35 SUC/TLC	59896780	5.88 (149)	5.06 (129)	4.13 (105)	3.44 (87)	5.33 (135)	-	GU 125	6.2 (2.8)

Note: LC/TLC models have a 6 ft (1.8 m), 3-prong power cord.
 Removable check valve.
 Dimensions in inches unless otherwise stated.

UP 15-42 B5/B7



TM03 8430 4412

Flow range: 0-17 gpm (0 - 3.9 m³/h)
 Head range: 0-15 ft (0 - 4.6 m)
 Motor: 2-pole, single-phase
 Max. liquid temperature: 230 °F (110 °C)
 Min. liquid temperature: 36 °F (2 °C)
 Max. system pressure: 145 psi (10 bar)

Note: If the UP pump is equipped with a timer, the maximum liquid temperature is 150 °F (66 °C).

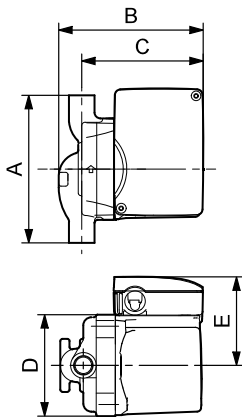
Model	Volts	Amps	Watts	Hp	Capacitor
UP 15-42 B5	115	0.74	85	1/25	10 µF / 180 V
	230	0.41	95	1/25	2 µF / 400 V
UP 15-42 B7	115	0.74	85	1/25	10 µF / 180 V
	230	0.41	95	1/25	2 µF / 400 V

Approvals



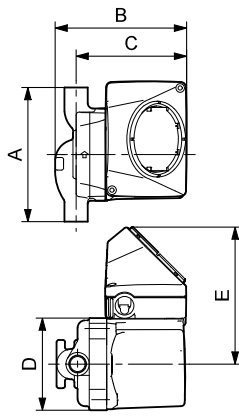
Drinking Water System Components
In Accordance with NSF/ANSI 372

UP 15-42 B5/LC and B7



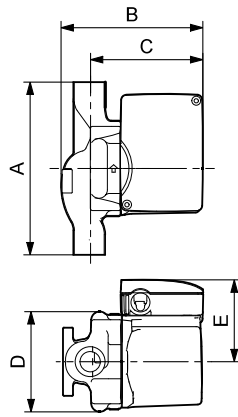
TM03 8545 1907

UP 15-42 B5/TLC



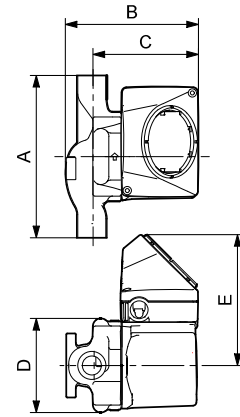
TM03 8546 1907

UP 15-42 B7/LC



TM03 8547 1907

UP 15-42 B7/TLC

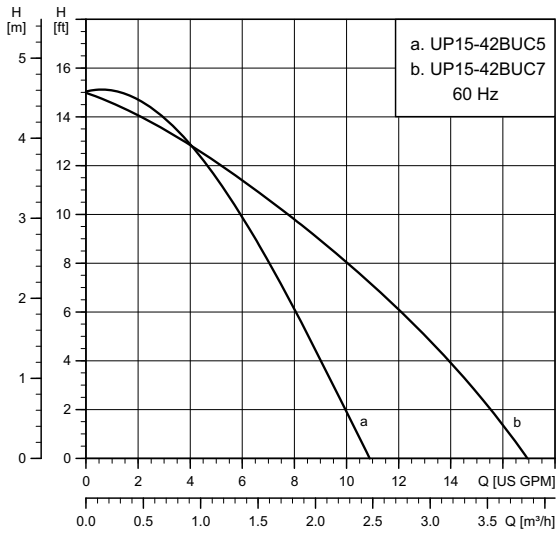


TM03 8548 1907

Model	Product number		Dimensions [inches (mm)]					Shipping weight [lbs (kg)]
	115 V	230 V	A	B	C	D	E	
UP 15-42 B5	59896145	59896142	5.31 (135)	5.00 (127)	4.13 (105)	3.50 (89)	2.85 (72)	13.2 (6.0)
UP 15-42 B5/LC	59896233	-	5.31 (135)	5.00 (127)	4.13 (105)	3.50 (89)	2.85 (72)	14.3 (6.5)
UP 15-42 B5/TLC	59896234	-	5.31 (135)	5.00 (127)	4.13 (105)	3.50 (89)	5.33 (135)	14.3 (6.5)
UP 15-42 B7	59896146	59896149	6.70 (170)	5.25 (133)	4.13 (105)	3.50 (89)	2.85 (72)	14.7 (6.7)
UP 15-42 B7/LC	59896235	-	6.70 (170)	5.25 (133)	4.13 (105)	3.50 (89)	2.85 (72)	15.8 (7.2)
UP 15-42 B7/TLC	59896236	-	6.70 (170)	5.25 (133)	4.13 (105)	3.50 (89)	5.33 (135)	15.8 (7.2)

Note: LC/TLC models have a 6 ft (1.8 m), 3-prong power cord.
Dimensions in inches unless otherwise stated.

UP 15-42 BUC5/BUC7



TM03 8431 4412

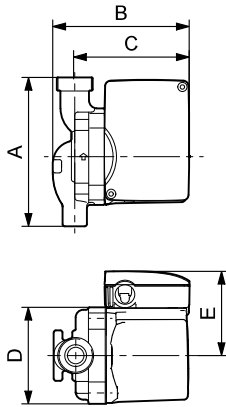
Flow range: 0-17 gpm (0 - 3.9 m³/h)
 Head range: 0-15 ft (0 - 4.6 m)
 Motor: 2-pole, single-phase
 Max. liquid temperature: 205 °F (96 °C)
 Min. liquid temperature: 36 °F (2 °C)
 Max. system pressure: 145 psi (10 bar)

Model	Volts	Amps	Watts	Hp	Capacitor
UP 15-42 BUC5	115	0.74	85	1/25	10 µF / 180 V
UP 15-42 BUC7	115	0.74	85	1/25	10 µF / 180 V

Approvals

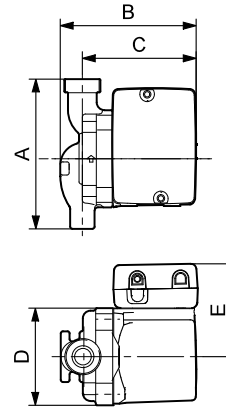


UP 15-42 BUC5



TM03 8549 1907

UP 15-42 BUC7



TM03 8755 2407

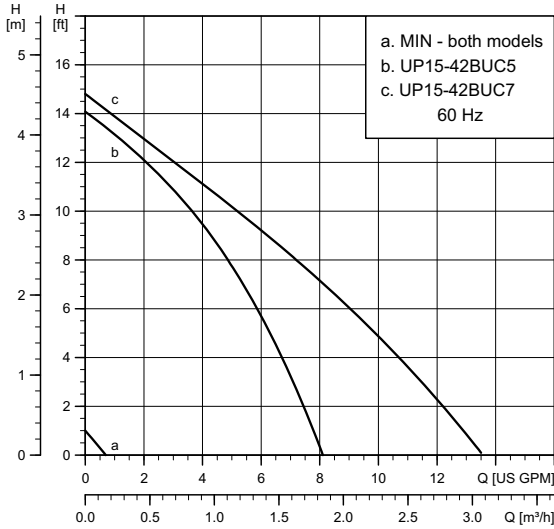
Model	Product number 115 V	Dimensions [inches (mm)]					Connection type and size	Shipping weight [lbs (kg)]
		A	B	C	D	E		
UP 15-42 BUC5	59896150	5.31 (135)	5.00 (127)	4.13 (105)	3.50 (89)	2.85 (72)	1/2" sweat	14.3 (6.5)
UP 15-42 BUC7	59896151	6.70 (170)	5.25 (133)	4.13 (105)	3.50 (89)	2.85 (72)	3/4" sweat	14.9 (6.8)

Note: Dimensions in inches unless otherwise stated.

UP 15 MixiMizer™

UP 15-42 BUC5/BUC7/MR

Flow range: 0 - 13.5 gpm (0 - 3.1 m³/h)
 Head range: 0-15 ft (0 - 4.6 m)
 Motor: 2-pole, single-phase
 Max. liquid temperature: 205 °F (96 °C)
 Min. liquid temperature: 36 °F (2 °C)
 Max. system pressure: 145 psi (10 bar)



TM03 8839 4412

Model	Volts	Amps	Watts	Hp	Capacitor
UP 15-42 BUC5/MR	115	0.74	85	1/25	10 µF / 180 V
UP 15-42 BUC7/MR	115	0.74	85	1/25	10 µF / 180 V

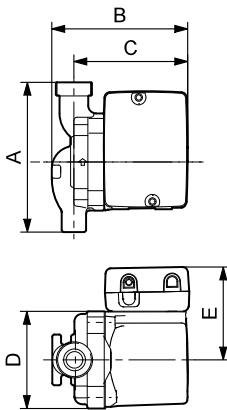
Approvals



MixiMizer™ models include the following features:

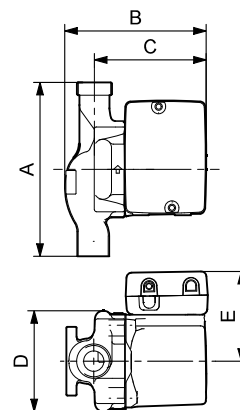
- Two water temperature sensors (supply and return pipe) prewired, 8 ft (2.4 m) each
- one prewired 6 ft (1.8 m) line cord
- one outdoor air temperature sensor
- optional zone control input
- optional boiler On/Off output.

UP 15-42 BUC5/MR



TM03 8755 2407

UP 15-42 BUC7/MR

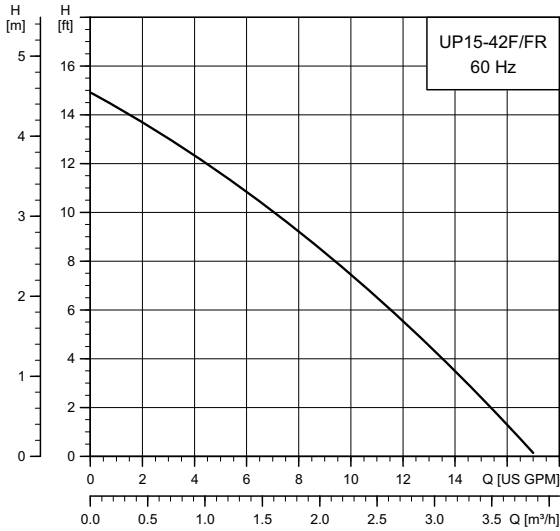


TM03 8756 2407

Model	Product number 115 V	Dimensions [inches (mm)]					Connection type and size	Shipping weight [lbs (kg)]
		A	B	C	D	E		
UP 15-42 BUC5/MR	59896805	5.31 (135)	5.00 (127)	4.13 (105)	3.50 (89)	3.33 (84)	1/2" sweat	14.3 (6.5)
UP 15-42 BUC7/MR	59896806	6.70 (170)	5.25 (133)	4.13 (105)	3.50 (89)	3.33 (84)	3/4" sweat	14.9 (6.8)

Note: Dimensions in inches unless otherwise stated.

UP 15-42 F/FR



TM03 5633 4412

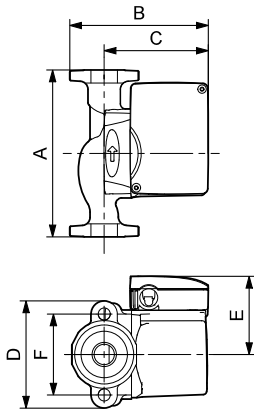
Flow range: 0-17 gpm (0 - 3.9 m³/h)
 Head range: 0-15 ft (0 - 4.6 m)
 Motor: 2-pole, single-phase
 Max. liquid temperature: 230 °F (110 °C)
 Min. liquid temperature: 36 °F (2 °C)
 Max. system pressure: 145 psi (10 bar)
 Closed system

Model	Volts	Amps	Watts	Hp	Capacitor
UP 15-42 F/FR	115	0.74	85	1/25	10 µF / 180 V
	230	0.43	95	1/25	2 µF / 400 V

Approvals

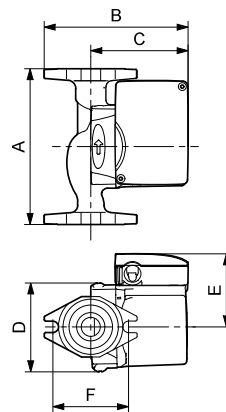


UP 15-42 F



TM03 8526 1907

UP 15-42 FR

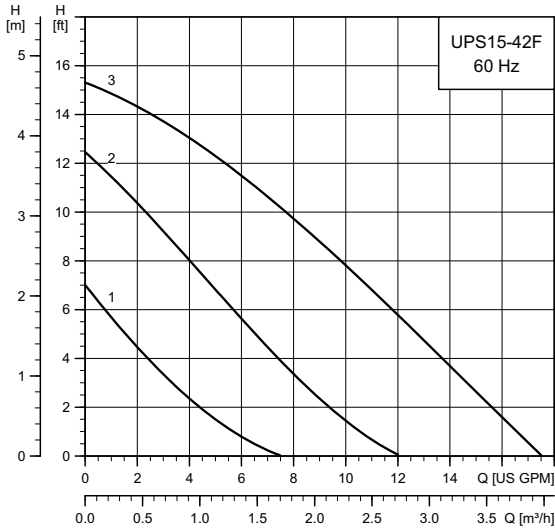


TM03 8527 1907

Model	Product number		Dimensions [inches (mm)]						Connection type and size	Shipping weight [lbs (kg)]
	115 V	230 V	A	B	C	D	E	F		
UP 15-42 F	59896155	59896173	6.50 (165)	5.25 (133)	4.00 (102)	4.19 (106)	3.25 (83)	3.16 (80)	GF 15/26 flange	7.3 (3.3)
UP 15-42 FR	59896167	59896274	6.50 (165)	5.94 (151)	4.00 (102)	3.75 (95)	3.25 (83)	3.16 (80)	(2) 1/2" dia. bolt holes	

Note: Dimensions in inches unless otherwise stated.

UPS 15-42 F



TM03 5574 4412

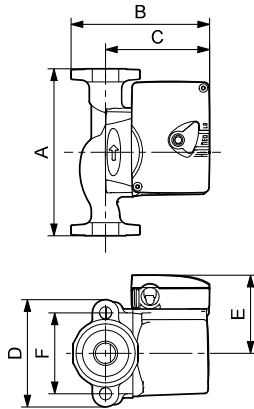
Flow range: 0 - 17.5 gpm (0 - 4.0 m³/h)
 Head range: 0 - 15.5 ft (0 - 4.7 m)
 Motor: 2-pole, single-phase
 Max. liquid temperature: 230 °F (110 °C)
 Min. liquid temperature: 36 °F (2 °C)
 Max. system pressure: 145 psi (10 bar)

Model	Speed	Volts	Amps	Watts	Hp	Capacitor
UPS 15-42 F	3	230	0.41	92	1/25	2 µF / 400 V
	2		0.19	40		
	1		0.14	30		

Approvals



UPS 15-42 F



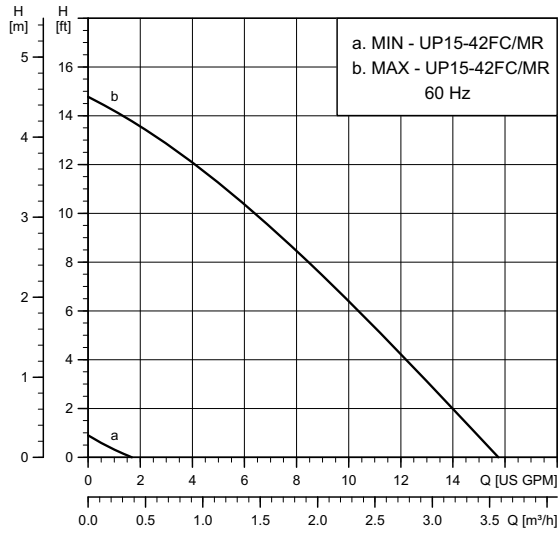
TM03 8757 2407

Model	Product number		Dimensions [inches (mm)]						Connection type and size	Shipping weight [lbs (kg)]
	115 V	230 V	A	B	C	D	E	F		
UPS 15-42 F	-	59896180	6.5 (165)	5.25 (133)	4.00 (102)	4.19 (106)	3.25 (83)	3.16 (80)	GF 15/26 flange (2) 1/2" dia. bolt holes	7.3 (3.3)

Note: Dimensions in inches unless otherwise stated.

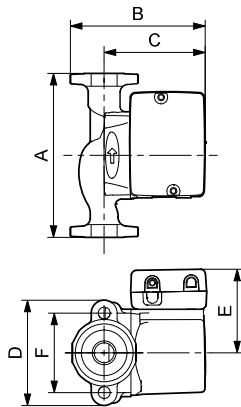
UP 15 MixiMizer™

UP 15-42 FC/MR



TM03 8838 4412

UP 15-42 FC/MR



TM03 8528 1907

Flow range:	0-16 gpm (0 - 3.6 m ³ /h)
Head range:	0-15 ft (0 - 4.6 m)
Motor:	2-pole, single-phase
Max. liquid temperature:	205 °F (96 °C)
Min. liquid temperature:	36 °F (2 °C)
Max. system pressure:	145 psi (10 bar)

Model	Volts	Amps	Watts	Hp	Capacitor
UP 15-42 FC/MR	115	0.74	85	1/25	10 µF / 180 V

Approvals



MixiMizer™ models include the following features:

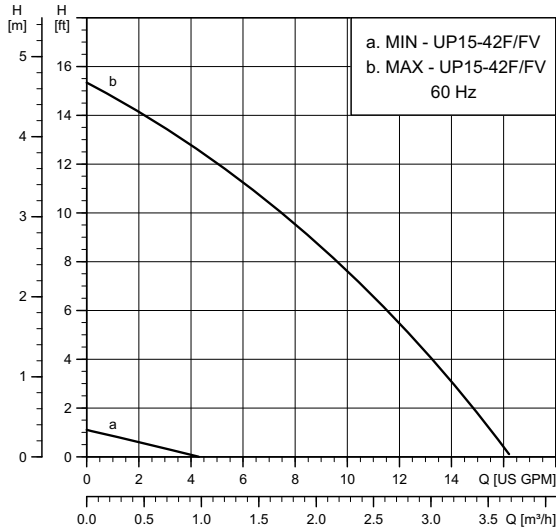
- Two water temperature sensors (supply and return pipe), prewired, 8 ft (2.4 m) each
- one prewired 6 ft (1.8 m) line cord
- one outdoor air temperature sensor
- optional zone control input
- optional boiler On/Off output.

Model	Product number 115 V	Dimensions [inches (mm)]						Connection type and size	Shipping weight [lbs (kg)]
		A	B	C	D	E	F		
UP 15-42 FC/MR	59896804	6.50 (165)	5.25 (133)	4.00 (102)	4.19 (106)	3.25 (83)	3.16 (80)	GF 15/26 flange (2) 1/2" dia. bolt holes	7.5 (3.4)

Note: Dimensions in inches unless otherwise stated.

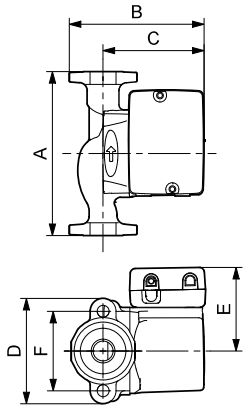
UP variable speed

UP 15-42 F/VS



TM03 8840 4412

UP 15-42 F/VS



TM03 8528 1907

Flow range: 0-16 gpm (0 - 3.6 m³/h)
 Head range: 0 - 15.5 ft (0 - 4.7 m)
 Motor: 2-pole, single-phase
 Max. liquid temperature: 205 °F (96 °C)
 Min. liquid temperature: 36 °F (2 °C)
 Max. system pressure: 145 psi (10 bar)

Model	Volts	Amps	Watts	Hp	Capacitor
UP 15-42 F/FV	115	0.74	85	1/25	10 µF / 180 V

Approvals



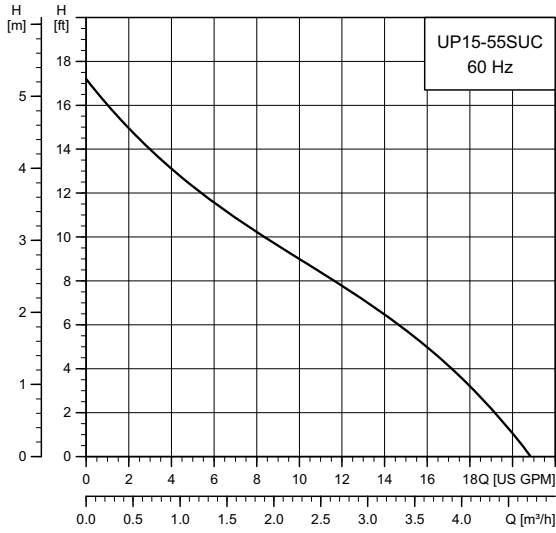
Variable-speed models include the following features:

- Three speed-control options:
 1. Manual
 2. Voltage: 0-10 VDC or 2-10 VDC
 3. Current: 0-20 mA or 4-20 mA
- DIP switch control selection
- pump exercising
- manual offset dial
- performance indicator LEDs.

Model	Product number 115 V	Dimensions [inches (mm)]						Connection type and size	Shipping weight [lbs (kg)]
		A	B	C	D	E	F		
UP 15-42 F/VS	59896807	6.50 (165)	5.25 (133)	4.00 (102)	4.19 (106)	3.25 (83)	3.16 (80)	GF 15/26 flange (2) 1/2" dia. bolt holes	7.5 (3.4)

Note: Dimensions in inches unless otherwise stated.

UP 15-55 SUC



TM03 8845 4412

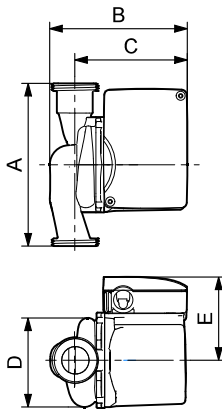
Flow range: 0 - 21.5 gpm (0 - 4.9 m³/h)
 Head range: 0-17 ft (0 - 5.2 m)
 Motor: 2-pole, single-phase
 Max. liquid temperature: 230 °F (110 °C)
 Min. liquid temperature: 36 °F (2 °C)
 Max. system pressure: 145 psi (10 bar)
 Closed system

Model	Volts	Amps	Watts	Hp	Capacitor
UP 15-55 SUC	230	0.42	97	0.13	2 µF / 400 V

Approvals



UP 15-55 SUC

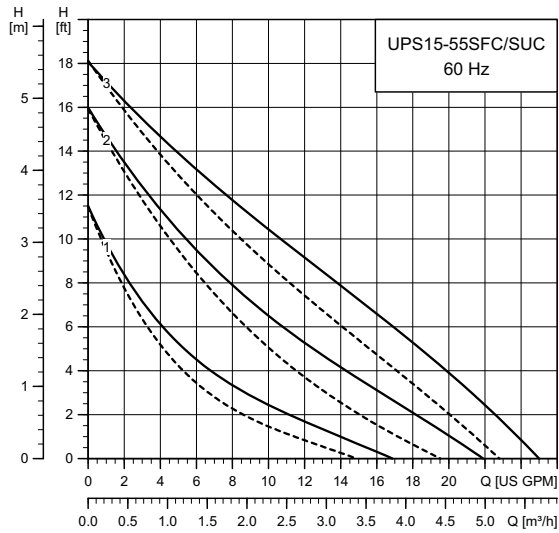


TM03 8777 2507

Model	Product number		Dimensions [inches (mm)]						Connection type and size	Shipping weight [lbs (kg)]
	115 V	230 V	A	B	C	D	E	F		
UP 15-55 SUC	-	59896786	5.88 (149)	5.06 (129)	4.13 (105)	3.44 (87)	2.94 (75)	5.88 (149)	GU 125	5.4 (2.5)

Note: Dimensions in inches unless otherwise stated.

UPS 15-55 SFC/SUC/TLC



TM03 8849 4412

Flow range: 0-25 gpm (0 - 5.7 m³/h)
 Head range: 0-18 ft (0 - 5.5 m)
 Motor: 2-pole, single-phase
 Max. liquid temperature: 230 °F (110 °C)
 Min. liquid temperature: 36 °F (2 °C)
 Max. system pressure: 145 psi (10 bar)

Note: If the UP pump is equipped with a timer, the maximum liquid temperature is 150 °F (66 °C).

Model	Speed	Volts	Amps	Watts	Hp	Capacitor
UPS 15-55 SFC	3	115	0.75	87	0.12	10 μF / 180 V
	2		0.69	77	0.1	
	1		0.53	58	0.08	
UPS 15-55 SUC	3	115	0.69	87	0.12	
	2		0.66	74	0.1	
	1		0.31	56	0.08	

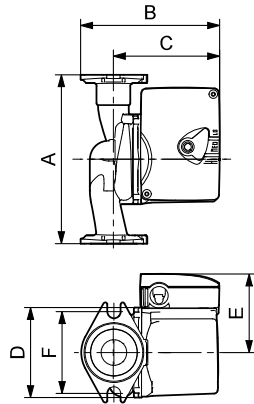
— Without check valve
 - - - With check valve

Approvals



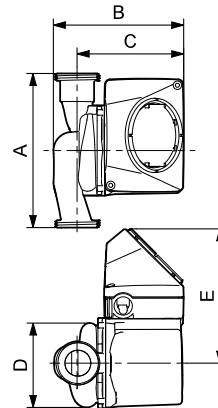
Drinking Water System Components
 In Accordance with NSF/ANSI 372

UPS 15-55 SFC



TM03 8779 2507

UPS 15-55 SUC/TLC



TM03 8778 2507

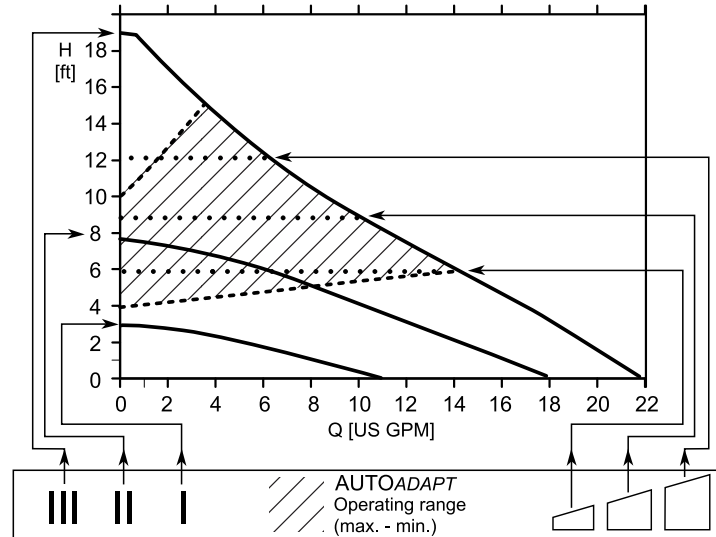
Model	Product number 115 V	Dimensions [inches (mm)]						Connection type and size	Shipping weight [lbs (kg)]
		A	B	C	D	E	F		
UPS 15-55 SFC	59896773	6.50 (165)	5.50 (140)	4.13 (105)	3.88 (99)	2.94 (75)	3.13 (80)	GF 15/26	13.2 (6.0)
UPS 15-55 SUC	59896781	5.88 (149)	5.06 (129)	4.13 (105)	3.44 (87)	2.94 (75)	-	GU 125	11.9 (5.4)
UPS 15-55 SUC/TLC	59896783	5.88 (149)	5.06 (129)	4.13 (105)	3.44 (87)	2.94 (75)	-	GU 125	13.6 (6.2)

Note: LC/TLC models have a 6 ft (1.8 m), 3-prong power cord.
 Removable check valve.
 Dimensions in inches unless otherwise stated.






UP 15 ALPHA

Performance and operating mode selection

The hydraulic performance shown is without check valve.

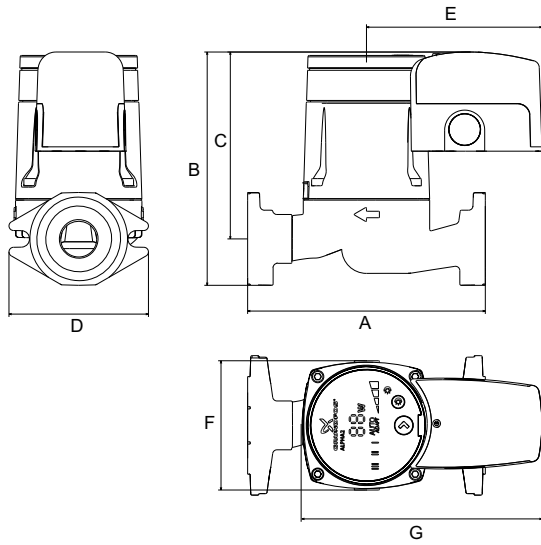


TM04 6025 0611

Pos.	Description	Pos.	Description
	<ul style="list-style-type: none"> • Push-button for selection of pump setting • Every time the push-button is pressed, the circulator pump setting is changed. 		<p>Constant pressure I</p> <ul style="list-style-type: none"> • The duty point of the pump will move left and right along the lowest constant-pressure curve depending on the water demand in the system. The pump head (pressure) is kept constant, irrespective of the water demand.
III	<p>High, fixed speed</p> <ul style="list-style-type: none"> • Runs at a constant speed and consequently on a constant curve. In Speed III, the pump is set on the maximum curve under all operating conditions. Quick venting of the pump can be obtained by setting the pump to Speed III for a short period. 		<p>Constant pressure II</p> <ul style="list-style-type: none"> • The duty point of the pump will move left and right along the middle constant-pressure curve depending on the water demand in the system. The pump head (pressure) is kept constant, irrespective of the water demand.
II	<p>Medium, fixed speed</p> <ul style="list-style-type: none"> • Runs at a constant speed and consequently on a constant curve. In Speed II, the pump is set on the medium curve under all operating conditions. 		<p>Constant pressure III</p> <ul style="list-style-type: none"> • The duty point of the pump will move left and right along the highest constant-pressure curve depending on the water demand in the system. The pump head (pressure) is kept constant, irrespective of the water demand.
I	<p>Low, fixed speed</p> <ul style="list-style-type: none"> • Runs at a constant speed and consequently on a constant curve. In Speed I, the pump is set on the minimum curve under all operating conditions. 		<p>AUTO_{ADAPT}TM (factory setting)</p> <ul style="list-style-type: none"> • This function controls the pump performance automatically within the defined performance range, automatically adjusting the pump performance to system demands over time.

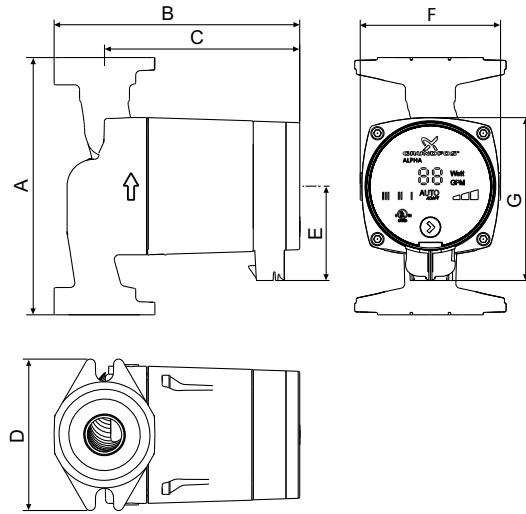
UP 15 ALPHA2

ALPHA2 15-55 terminal box



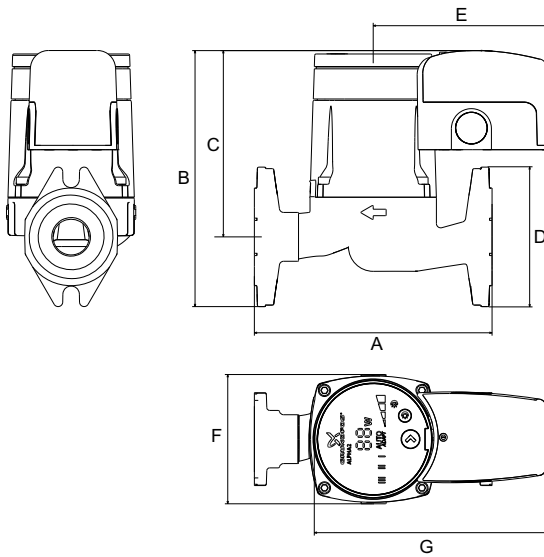
TM06 8168 4816

ALPHA2 15-55 line cord



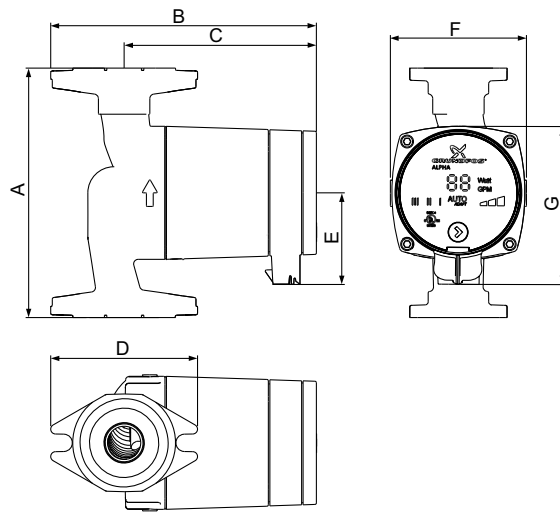
TM04 6012 4709

ALPHA2 15-55 FR terminal box



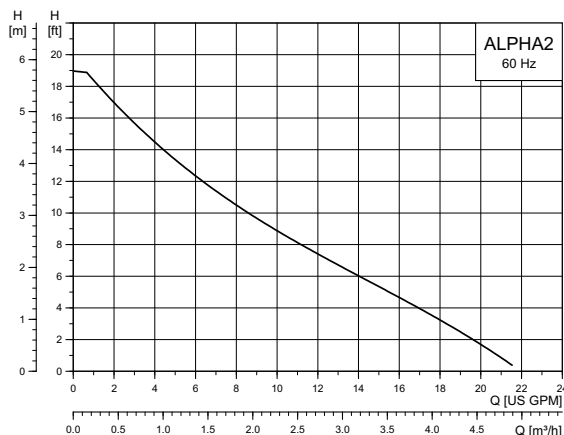
TM06 8169 4816

ALPHA2 15-55 FR line cord



TM04 6013 4709

UP 15 ALPHA2



TM06 7989 4316

Approximate power usage

Speed setting		Min. [W]	Max. [W]
High, fixed speed	III	39	45
Medium, fixed speed	II	15	30
Low, fixed speed	I	5	8
Constant pressure		8	45
Constant pressure		14	45
Constant pressure		22	45
AUTO _{ADAPT} TM		5	45

Flow range: 0 - 21.5 gpm (0 - 4.9 m³/h)
 Head range: 0-17 ft (0 - 5.2 m)
 Motor: 2-pole, single-phase
 Max. liquid temperature: 230 °F (110 °C)
 Min. liquid temperature: 36 °F (2 °C)
 Max. system pressure: 150 psi (10 bar)
 Closed (F, FR) and open systems (SF)

Model	Volts	Amps	Watts	Hp	Capacitor
ALPHA2 15-55	115	0.65	5-45	0.06	-

Approvals



Canadian EMC Standard:
 ICES-003 This Class B digital
 apparatus complies with
 Canadian ICES-003.

Intertek

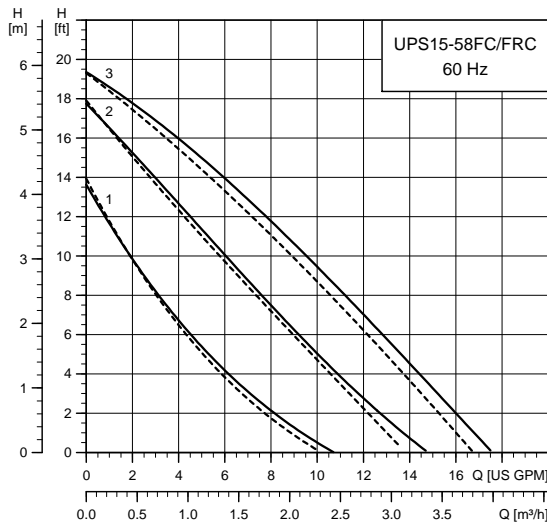


WATER QUALITY
 Drinking Water System Component
 NSF/ANSI 61
 NSF/ANSI 372

Model	Product number 115 V	Dimensions [inches (mm)]							Connection type and size	Shipping weight [lbs (kg)]
		A	B	C	D	E	F	G		
ALPHA2 15-55 F	99163903	6.50 (165)	6.38 (162)	5.12 (130)	3.82 (97)	4.80 (122)	3.56 (90)	6.42 (163)	GF 15/26	7.2 (15.8)
ALPHA2 15-55 FR	99163932	6.50 (165)	7.01 (178)	5.12 (130)	3.82 (97)	4.80 (122)	3.56 (90)	6.42 (163)	(2) 1/2" dia. bolt holes	7.1 (15.6)
ALPHA2 15-55 SF	99163937	6.50 (165)	6.38 (162)	5.12 (130)	3.82 (97)	4.80 (122)	3.56 (90)	6.42 (163)	GF 15/26	7.5 (16.5)
ALPHA2 15-55 F/LC	99163906	6.50 (165)	6.50 (165)	4.94 (125)	4.00 (102)	2.50 (64)	3.44 (87)	4.13 (105)	(2) 1/2" dia. bolt holes	7.3 (16.1)
ALPHA2 15-55 FR/LC	99163934	6.50 (165)	7.00 (178)	4.94 (125)	4.00 (102)	2.50 (64)	3.44 (87)	4.13 (105)		6.3 (13.8)
ALPHA2 15-55 SF/LC	99163972	6.50 (165)	6.50 (165)	4.94 (125)	4.00 (102)	2.50 (64)	3.44 (87)	4.13 (105)		

Note: Dimensions in inches unless otherwise stated.
 LC models have a 6 ft (1.8 m), 3-prong power cord.

UPS 15-58 FC/FRC



TM03 5635 4412

Flow range: 0-17 gpm (0 - 3.9 m³/h)
 Head range: 0 - 19.5 ft (0 - 5.9 m)
 Motor: 2-pole, single-phase
 Max. liquid temperature: 230 °F (110 °C)
 Min. liquid temperature: 36 °F (2 °C)
 Max. system pressure: 145 psi (10 bar)

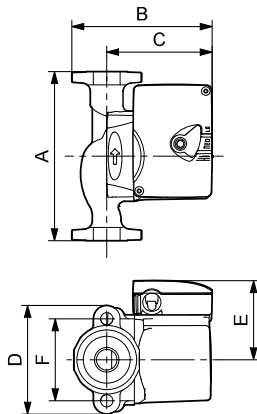
Model	Speed	Volts	Amps	Watts	Hp	Capacitor
UPS 15-58 FC/ FRC	3	115	0.75	87	1/25	10 µF / 180 V
	2		0.66	80	1/25	
	1		0.55	60	1/25	

— Without check valve
 - - - With check valve

Approvals

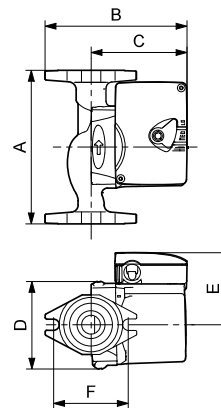


UPS 15-58 FC



TM03 8757 2407

UPS 15-58 FRC

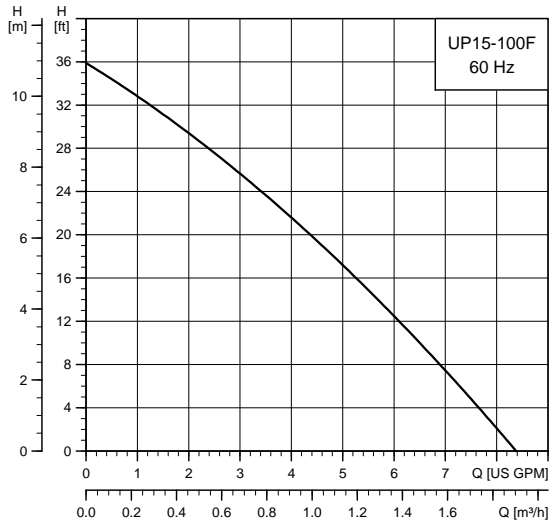


TM03 8531 1907

Model	Product number 115 V	Dimensions [inches (mm)]						Connection type and size	Shipping weight [lbs (kg)]
		A	B	C	D	E	F		
UPS 15-58 FC	59896341	6.50 (165)	5.25 (133)	4.00 (102)	4.19 (106)	3.00 (76)	3.16 (80)	GF 15/26 flange (2) 1/2" dia. bolt holes	7.3 (3.3)
UPS 15-58 FRC	59896343	6.50 (165)	5.25 (133)	4.00 (102)	4.19 (106)	3.00 (76)	3.16 (80)	GF 15/26 flange (2) 1/2" dia. bolt holes	7.3 (3.3)

Note: The check valve can be removed.
 Dimensions in inches unless otherwise stated.

UP 15-100 F



TM03 5534 4412

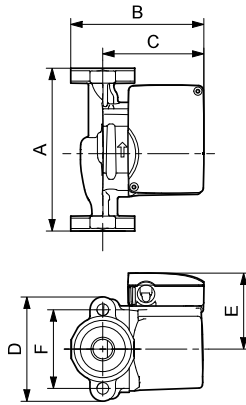
Flow range: 0 - 8.4 gpm (0 - 1.9 m³/h)
 Head range: 0-36 ft (0 - 11.0 m)
 Motor: 2-pole, single-phase
 Max. liquid temperature: 205 °F (96 °C)
 Min. liquid temperature: 36 °F (2 °C)
 Max. system pressure: 145 psi (10 bar)
 Closed system

Model	Volts	Amps	Watts	Hp	Capacitor
UP 15-100 F	115	1.1	135	1/25	12 µF / 170 V

Approvals



UP 15-100 F

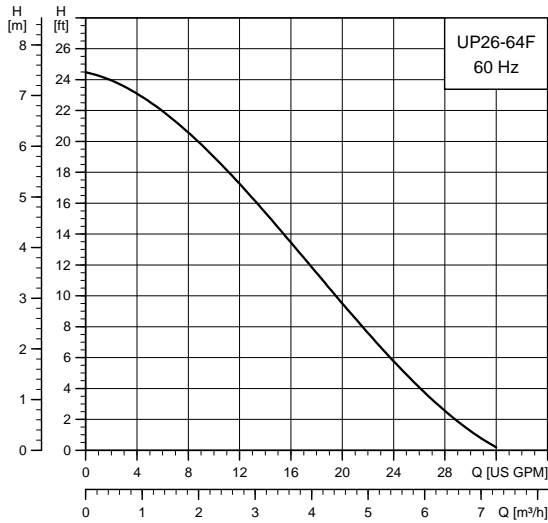


TM03 8530 1907

Model	Product number 115 V	Dimensions [inches (mm)]						Connection type and size	Shipping weight [lbs (kg)]
		A	B	C	D	E	F		
UP 15-100 F	59896300	6.50 (165)	5.25 (133)	4.00 (102)	4.19 (106)	3.25 (83)	3.16 (80)	GF 15/26 flange (2) 1/2" dia. bolt holes	7.3 (3.3)

Note: Dimensions in inches unless otherwise stated.

UP 26-64 F



TM03 5536 4412

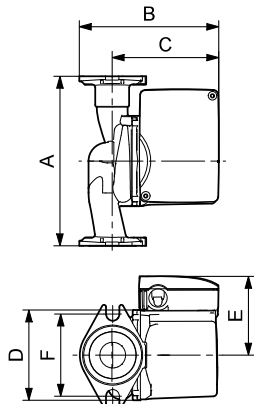
Flow range: 0-32 gpm (0 - 7.3 m³/h)
 Head range: 0 - 24.5 ft (0 - 5.7 m)
 Motor: 2-pole, single-phase
 Max. liquid temperature: 230 °F (110 °C)
 Min. liquid temperature: 36 °F (2 °C)
 Max. system pressure: 145 psi (10 bar)
 Closed system

Model	Volts	Amps	Watts	Hp	Capacitor
UP 26-64 F	115	1.7	185	1/12	8 µF / 180 V
	230	0.8	175	1/12	2.5 µF / 380 V

Approvals



UP 26-64 F



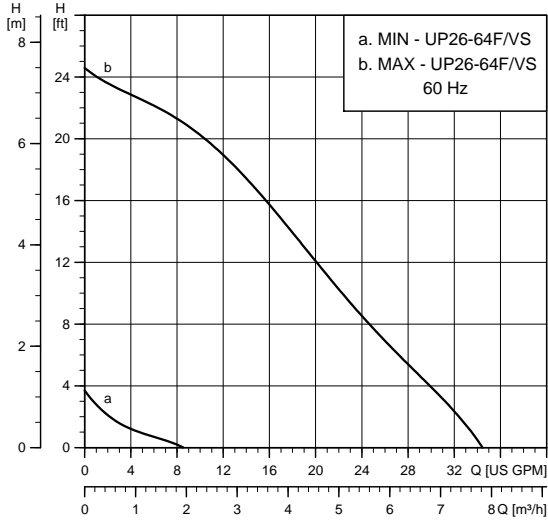
TM03 8776 2507

Model	Product number		Dimensions [inches (mm)]						Connection type and size	Shipping weight [lbs (kg)]
	115 V	230 V	A	B	C	D	E	F		
UP 26-64 F	52722330	52722327	6.50 (165)	6.38 (162)	5.06 (129)	4.13 (105)	3.50 (89)	3.16 (80)	GF 15/26 flange (2) 1/2" dia. bolt holes	11 1/4 (5.1)

Note: Dimensions in inches unless otherwise stated.

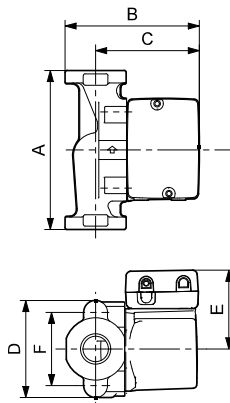
UP 26 variable speed

UP 26-64 F/VS



TM03 8841 4412

UP 26-64 F/VS



TM03 8533 1907

Flow range: 0-34 gpm (0 - 7.7 m³/h)
 Head range: 0 - 24.5 ft (0 - 7.5 m)
 Motor: 2-pole, single-phase
 Max. liquid temperature: 195 °F (91 °C)
 Min. liquid temperature: 36 °F (2 °C)
 Max. system pressure: 145 psi (10 bar)

Model	Volts	Amps	Watts	Hp	Capacitor
UP 26-64 F/VS	115	1.7	185	1/12	8 μF / 180 V

Approvals



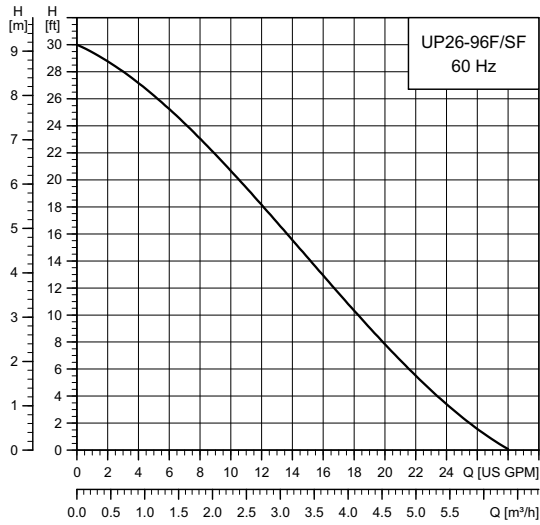
Variable-speed models include the following features:

- Three speed-control options:
 1. Manual
 2. Voltage: 0-10 VDC or 2-10 VDC
 3. Current: 0-20 mA or 4-20 mA
- DIP switch control selection
- pump exercising
- manual offset dial
- performance indicator LEDs.

Model	Product number 115 V	Dimensions [inches (mm)]						Connection type and size	Shipping weight [lbs (kg)]
		A	B	C	D	E	F		
UP 26-64 F/VS	52722553	6.50 (165)	6.38 (162)	5.06 (129)	4.13 (105)	3.50 (89)	3.16 (80)	GF 15/26 flange (2) 1/2" dia. bolt holes	11.3 (5.1)

Note: Dimensions in inches unless otherwise stated.

UP 26-96 F/SF



TM03 5556 4516

Flow range: 0-28 gpm (0 - 6.4 m³/h)
 Head range: 0-30 ft (0 - 9.1 m)
 Motor: 2-pole, single-phase
 Max. liquid temperature: 230 °F (110 °C)
 Min. liquid temperature: 36 °F (2 °C)
 Max. system pressure: 145 psi (10 bar)
 Closed system (F) and open system (SF)

Model	Volts	Amps	Watts	Hp	Capacitor
UP 26-96 F/SF	115	1.7	205	1/12	10 µF / 180 V
	230	0.8	205	1/12	2.5 µF / 380 V

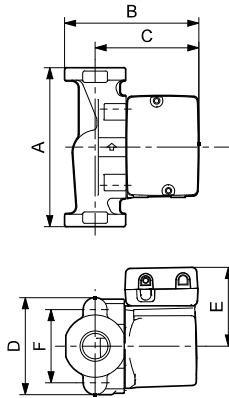
Approvals



UP 26-96 F/SF

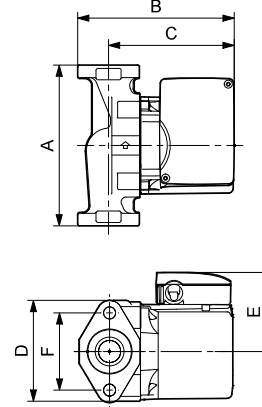
UP 26-96 SF

UP 26-96 F



TM03 8533 1907

UP 26-96 SF



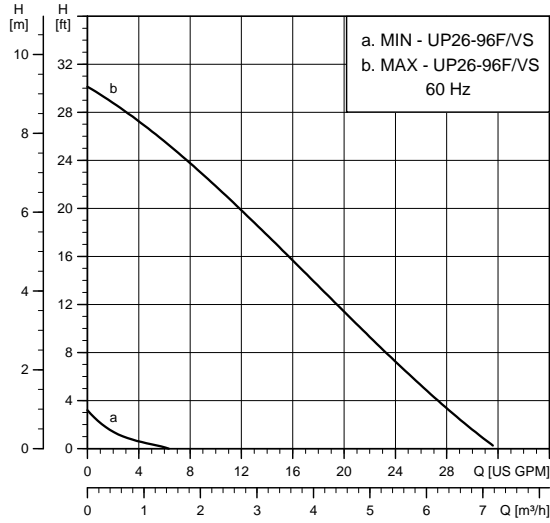
TM03 8543 1907

Model	Product number		Dimensions [inches (mm)]						Connection type and size	Shipping weight [lbs (kg)]
	115 V	230 V	A	B	C	D	E	F		
UP 26-96 F	52722341	52722338	6.50 (165)	6.38 (162)	5.06 (129)	4.13 (105)	3.50 (89)	3.16 (80)	GF 15/26 flange (2) 1/2" dia. bolt holes	11.3 (5.1)
UP 26-96 SF	98961756	98961739	6.50 (165)	6.38 (162)	5.06 (129)	4.13 (105)	3.50 (89)	3.16 (80)	GF 15/26 flange (2) 1/2" dia. bolt holes	12.5 (5.7)

Note: Dimensions in inches unless otherwise stated.

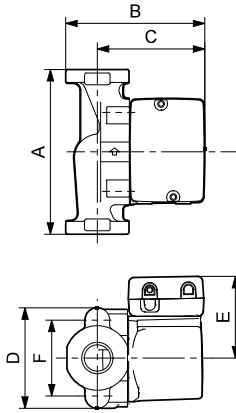
UP 26 variable speed

UP 26-96 F/VS



TM03 8842 4412

UP 26-96 F/VS



TM03 8533 1907

- Flow range: 0-28 gpm (0 - 6.4 m³/h)
- Head range: 0-30 ft (0 - 9.1 m)
- Motor: 2-pole, single-phase
- Max. liquid temperature: 195 °F (91 °C)
- Min. liquid temperature: 36 °F (2 °C)
- Max. system pressure: 145 psi (10 bar)

Model	Volts	Amps	Watts	Hp	Capacitor
UP 26-96 F/VS	115	1.7	205	1/12	10 µF / 180 V

Approvals



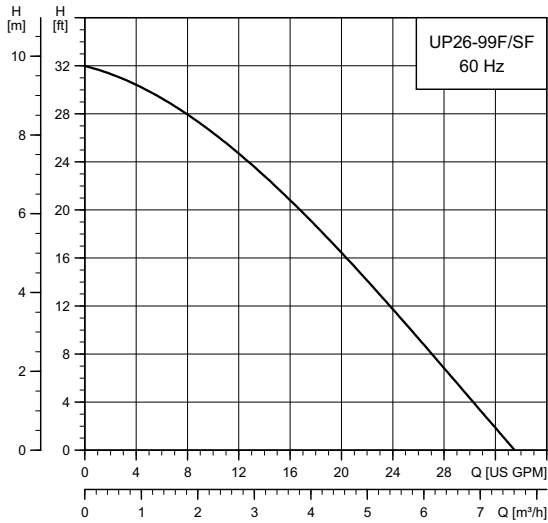
Variable-speed models include the following features:

- Three speed-control options:
 1. Manual
 2. Voltage: 0-10 VDC or 2-10 VDC
 3. Current: 0-20 mA or 4-20 mA
- DIP switch control selection
- pump exercising
- manual offset dial
- performance indicator LEDs.

Model	Product number 115 V	Dimensions [inches (mm)]						Connection type and size	Shipping weight [lbs (kg)]
		A	B	C	D	E	F		
UP 26-96 F/VS	52722552	6.50 (165)	6.38 (162)	5.06 (129)	4.13 (105)	3.50 (89)	3.16 (80)	GF 15/26 flange (2) 1/2" dia. bolt holes	11.3 (5.1)

Note: Dimensions in inches unless otherwise stated.

UP 26-99 F/SF



TM03 5557 4516

Flow range: 0-34 gpm (0 - 7.7 m³/h)
 Head range: 0-32 ft (0 - 9.8 m)
 Motor: 2-pole, single-phase
 Max. liquid temperature: 230 °F (110 °C)
 Min. liquid temperature: 36 °F (2 °C)
 Max. system pressure: 145 psi (10 bar)
 Closed system (F) and open system (SF)

Model	Volts	Amps	Watts	Hp	Capacitor
UP 26-99 F/SF	115	2.15	245	1/6	10 µF / 180 V
	230	1.07	245	1/6	2.5 µF / 380 V

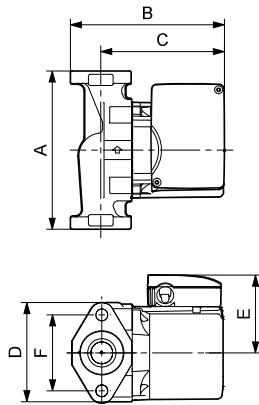
Approvals



UP 26-99 F/SF

UP 26-99 SF

UP 26-99 F/SF

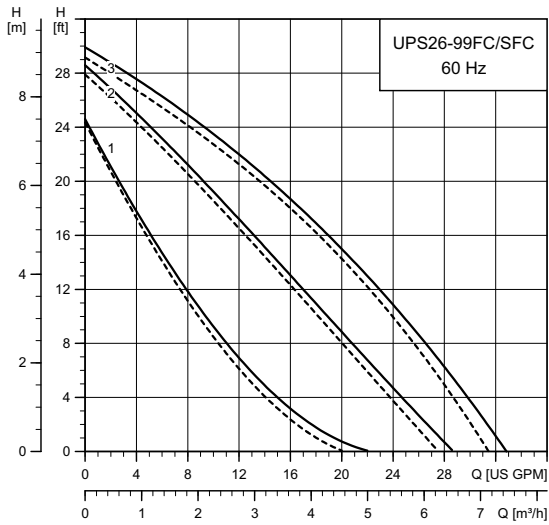


TM03 8543 2407

Model	Product number		Dimensions [inches (mm)]						Connection type and size	Shipping weight [lbs (kg)]
	115 V	230 V	A	B	C	D	E	F		
UP 26-99 F	52722355	52722351	6.50 (165)	6.38 (162)	5.06 (129)	4.13 (105)	3.50 (89)	3.16 (80)	GF 15/26 flange (2) 1/2" dia. bolt holes	12.5 (5.7)
UP 26-99 SF	98961762	98961760	6.50 (165)	6.38 (162)	5.06 (129)	4.13 (105)	3.50 (89)	3.16 (80)	GF 15/26 flange (2) 1/2" dia. bolt holes	12.5 (5.7)

Note: Dimensions in inches unless otherwise stated.

UPS 26-99 FC/SFC



TM03 8195 4516

Flow range: 0-33 gpm (0 - 7.5 m³/h)
 Head range: 0-29 ft (0 - 8.8 m)
 Motor: 2-pole, single-phase
 Max. liquid temperature: 230 °F (110 °C)
 Min. liquid temperature: 36 °F (2 °C)
 Max. system pressure: 145 psi (10 bar)

Model	Speed	Volts	Amps	Watts	Hp	Capacitor
UPS 26-99 FC	III	115	1.8	197	1/6	20 μF / 180 V
	II		1.5	179	1/6	20 μF / 180 V
	I		1.3	150	1/6	20 μF / 180 V
UPS 26-99 FC/SFC	III	230	0.9	196	1/6	5 μF / 400 V
	II		0.8	179	1/6	5 μF / 400 V
	I		0.7	150	1/6	5 μF / 400 V

— Without check valve
 - - - With check valve

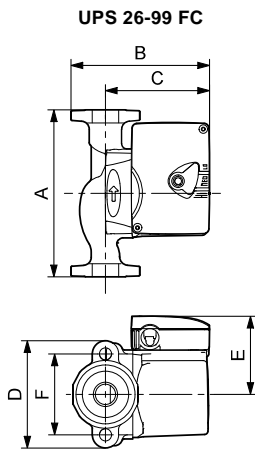
Approvals

UP 26-99 F/SFC

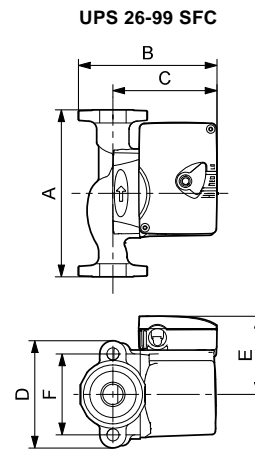
UP 26-99 SFC

UL US LISTED

CLASSIFIED
C **UL** **US**
WATER QUALITY
NSF/ANSI 61
 Drinking Water System Components
 In Accordance with NSF/ANSI 372



TM03 8757 2407

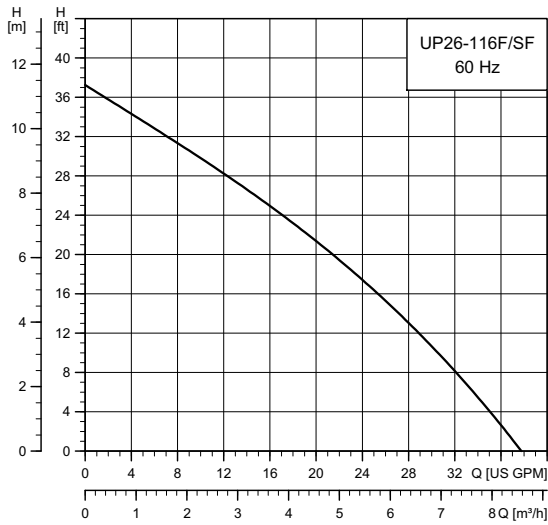


TM03 8757 2407

Model	Product number		Dimensions [inches (mm)]						Connection type and size	Shipping weight [lbs (kg)]
	115 V	230 V	A	B	C	D	E	F		
UPS 26-99 FC	52722512	52722513	6.50 (165)	6.00 (152)	4.88 (124)	3.50 (89)	3.44 (87)	3.16 (80)	GF 15/26 flange (2) 1/2" dia. bolt holes	10.3 (4.7)
UPS 26-99 SFC	98961763	98961765	6.50 (165)	6.00 (152)	4.88 (124)	3.50 (89)	3.44 (87)	3.16 (80)	GF 15/26 flange (2) 1/2" dia. bolt holes	10.3 (4.7)

Note: The check valve can be removed.
 Dimensions in inches unless otherwise stated.

UP 26-116 F/SF



TM03 5577 4516

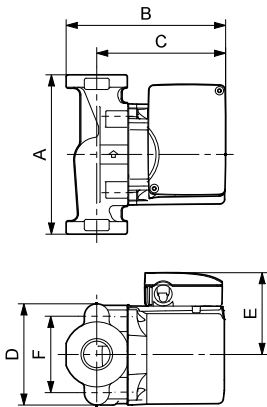
Flow range: 0-37 gpm (0 - 8.4 m³/h)
 Head range: 0-37 ft (0 - 11.3 m)
 Motor: 2-pole, single-phase
 Max. liquid temperature: 150 °F (65 °C)
 Min. liquid temperature: 32 °F (0 °C)
 Max. system pressure: 145 psi (10 bar)
 Closed system (F) and open system (SF)

Model	Volts	Amps	Watts	Hp	Capacitor
UP 26-116 F/SF	230	1.8	385	1/6	2.5 µF / 380 V

Approvals

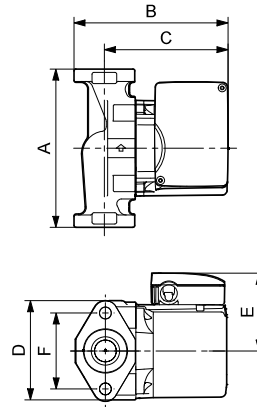


UP 26-116 F



TM03 8758 2407

UP 26-116 SF

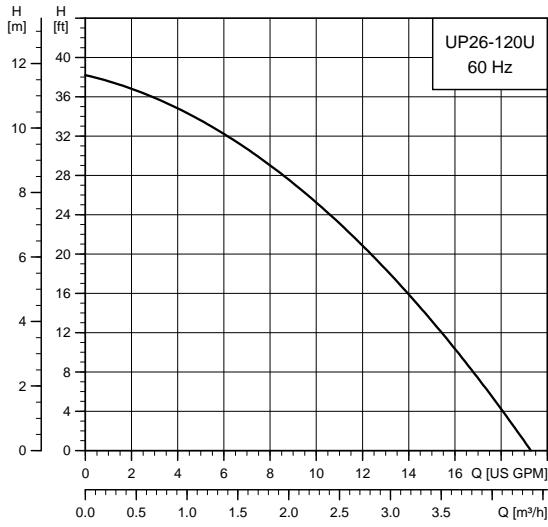


TM03 8543 1907

Model	Product number 230 V	Dimensions [inches (mm)]						Connection type and size	Shipping weight [lbs (kg)]
		A	B	C	D	E	F		
UP 26-116 F	52722377	6.50 (165)	6.38 (162)	5.06 (129)	4.13 (105)	3.50 (89)	3.16 (80)	GF 15/26 flange (2) 1/2" dia. bolt holes	12.5 (5.7)
UP 26-116 SF	98961766	6.50 (165)	6.38 (162)	5.06 (129)	4.13 (105)	3.50 (89)	3.16 (80)	GF 15/26 flange (2) 1/2" dia. bolt holes	12.5 (5.7)

Note: Dimensions in inches unless otherwise stated.

UP 26-120 U



TM03 5546 4412

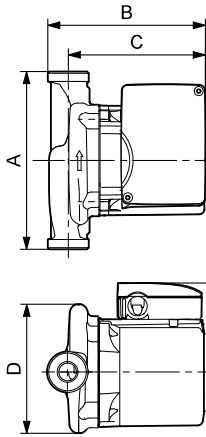
Flow range: 0-19 gpm (0 - 4.3 m³/h)
 Head range: 0-38 ft (0 - 11.6 m)
 Motor: 2-pole, single-phase
 Max. liquid temperature: 203 °F (95 °C)
 Min. liquid temperature: 32 °F (0 °C)
 Max. system pressure: 145 psi (10 bar)
 Closed system

Model	Volts	Amps	Watts	Hp	Capacitor
UP 26-120 U	115	2.15	215	1/6	10 µF / 180 V
	230	1.07	220	1/6	2.5 µF / 380 V

Approvals



UP 26-120 U

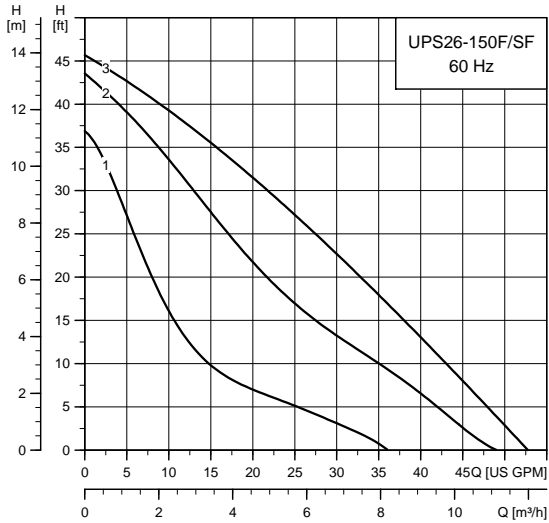


TM03 8761 2407

Model	Product number		Dimensions [inches (mm)]					Connection type and size	Shipping weight [lbs (kg)]
	115 V	230 V	A	B	C	D	E		
UP 26-120 U	52722435	52722436	7.06 (179)	5.88 (149)	5.06 (129)	4.88 (124)	3.50 (89)	GF 125 union - 1 1/4" NPSM	10.5 (4.8)

Note: Dimensions in inches unless otherwise stated.

UPS 26-150 F/SF



TM04 5463 4412

Flow range: 0-53 gpm (0-12 m³/h)
 Head range: 0-46 ft (0-14 m)
 Motor: 2-pole, single-phase
 Max. liquid temperature: 230 °F (110 °C)
 Min. liquid temperature: 36 °F (2 °C)
 Max. system pressure: 145 psi (10 bar)

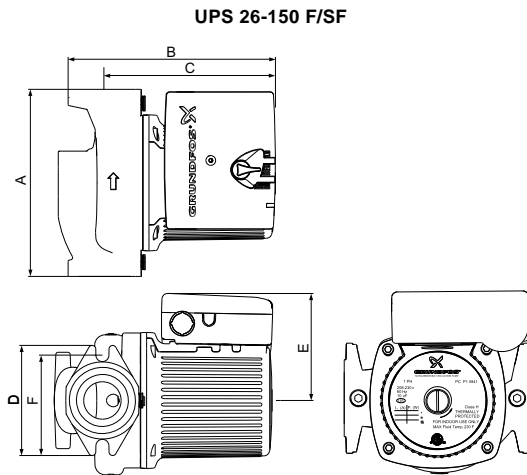
Model	Speed	Volts	Amps	Watts	Hp	Capacitor
UPS 26-150 F	III	115	3.5	370	1/2	40 µF / 180 V
	II		3.1	335	1/2	
	I		2.5	265	1/2	
UPS 26-150 F/SF	III	208	1.7	350	1/2	10 µF / 400 V
	II		1.5	310	1/2	
	I		1.2	250	1/2	
	III	230	1.7	370	1/2	10 µF / 400 V
	II		1.5	335	1/2	
	I		1.2	265	1/2	

Approvals

UPS 26-150 F/SF



UPS 26-150 SF

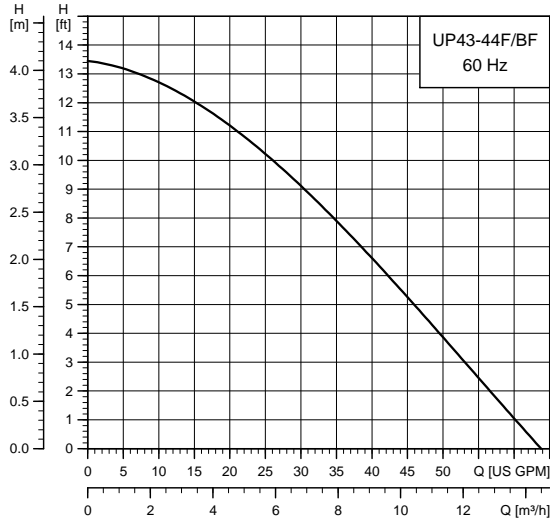


TM04 6014 4709

Model	Product number		Dimensions [inches (mm)]						Connection type and size	Shipping weight [lbs (kg)]
	115 V	208-230 V	A	B	C	D	E	F		
UPS 26-150 F	95906630	95906631	6.50 (165)	7.13 (181)	5.88 (149)	3.88 (98)	3.75 (95)	3.13 (79)	GF 15/26 flange (2) 1/2" dia. bolt holes	17.4 (7.9)
UPS 26-150 SF	95906632	95906633	6.50 (165)	7.13 (181)	5.88 (149)	3.88 (98)	3.75 (95)	3.13 (79)	GF 15/26 flange (2) 1/2" dia. bolt holes	17.4 (7.9)

Note: Dimensions in inches unless otherwise stated.

UP 43-44 F/BF



TM03 5558 4412

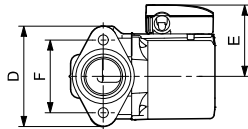
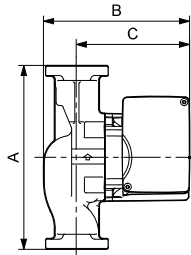
Flow range: 0-68 gpm (0 - 15.4 m³/h)
 Head range: 0 - 13.5 ft (0 - 4.1 m)
 Motor: 2-pole, single-phase
 Max. liquid temperature: 230 °F (110 °C)
 Min. liquid temperature: 32 °F (0 °C)
 Max. system pressure: 145 psi (10 bar)
 Closed system (F) and open system (BF)

Model	Volts	Amps	Watts	Hp	Capacitor
UP 43-44 F/BF	115	2.15	215	1/6	10 µF / 180 V
	230	1.07	220	1/6	2.5 µF / 380 V

Approvals



UP 43-44 F/BF

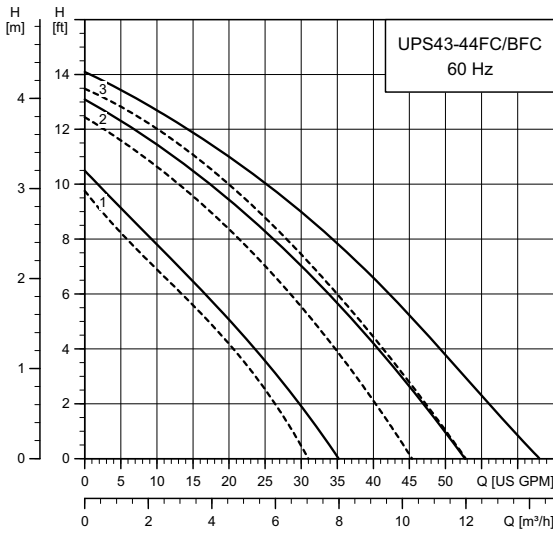


TM03 8544 1907

Model	Product number		Dimensions [inches (mm)]						Connection type and size	Shipping weight [lbs (kg)]
	115 V	230 V	A	B	C	D	E	F		
UP 43-44 F	52722437	52722438	8.50 (216)	6.69 (170)	5.19 (132)	4.75 (121)	3.50 (89)	3.44 (87)	GF 40/43 flange (2) 1/2" dia. bolt holes	13.5 (6.1)
UP 43-44 BF	52722439	52722440	8.50 (216)	6.69 (170)	5.19 (132)	4.75 (121)	3.50 (89)	3.44 (87)	GF 40/43 flange (2) 1/2" dia. bolt holes	15 (6.8)

Note: Dimensions in inches unless otherwise stated.

UPS 43-44 FC/BFC



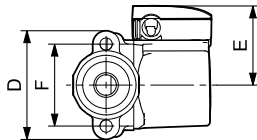
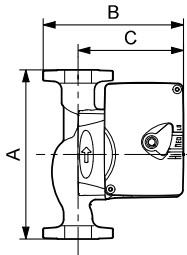
TM03 8196 4412

Flow range: 0-63 gpm (0 - 14.3 m³/h)
 Head range: 0-14 ft (0 - 4.3 m)
 Motor: 2-pole, single-phase
 Max. liquid temperature: 230 °F (110 °C)
 Min. liquid temperature: 32 °F (0 °C)
 Max. system pressure: 145 psi (10 bar)

Model	Speed	Volts	Amps	Watts	Hp	Capacitor
UPS 43-44 FC/ BFC	III	115	1.8	203	1/6	20 μF / 180 V
	II		1.7	189	1/6	20 μF / 180 V
	I		1.4	157	1/6	20 μF / 180 V
UPS 43-44 FC/ BFC	III	230	0.9	203	1/6	5 μF / 400 V
	II		0.8	190	1/6	5 μF / 400 V
	I		0.7	157	1/6	5 μF / 400 V

— Without check valve
 - - - With check valve

UPS 43-44 FC/BFC



TM03 8757 2407

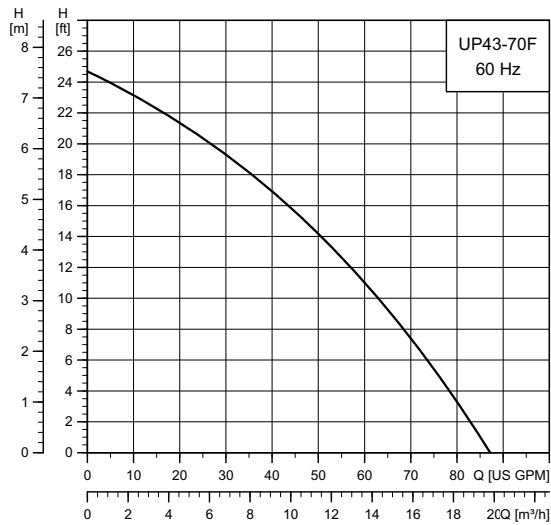
Approvals



Model	Product number		Dimensions [inches (mm)]						Connection type and size	Shipping weight [lbs (kg)]
	115 V	230 V	A	B	C	D	E	F		
UPS 43-44 FC	52722514	52722515	8.50 (216)	6.69 (170)	5.13 (130)	4.75 (121)	3.19 (81)	3.44 (87)	GF 40/43 flange (2) 1/2" dia. bolt holes	13.5 (6.1)
UPS 43-44 BFC	52722520	52722521	8.50 (216)	6.69 (170)	5.13 (130)	4.75 (121)	3.19 (81)	3.44 (87)	GF 40/43 flange (2) 1/2" dia. bolt holes	13.5 (6.1)

Note: The check valve can be removed.
 Dimensions in inches unless otherwise stated.

UP 43-70 F

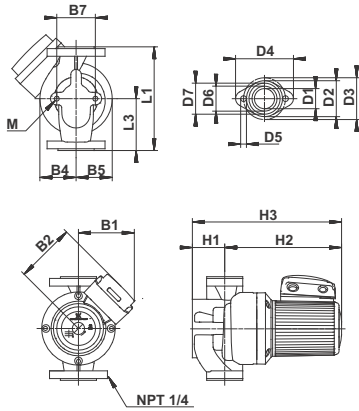


TM04 9904 4412

Flow range: 0-85 gpm (0 - 19.3 m³/h)
 Head range: 0 - 24.5 ft (0 - 7.5 m)
 Motor: 2-pole, single-phase
 Max. liquid temperature: 230 °F (110 °C)
 Min. liquid temperature: 14 °F (-10 °C)
 Max. system pressure: 145 psi (10 bar)
 Closed system

Model	Volts	Amps	Watts	Hp	Capacitor
UP 43-70 F	115	3.4	400	1/2	30 µF
	230	1.8	400	1/2	30 µF

UP 43-70 F



TM02 0210 0211

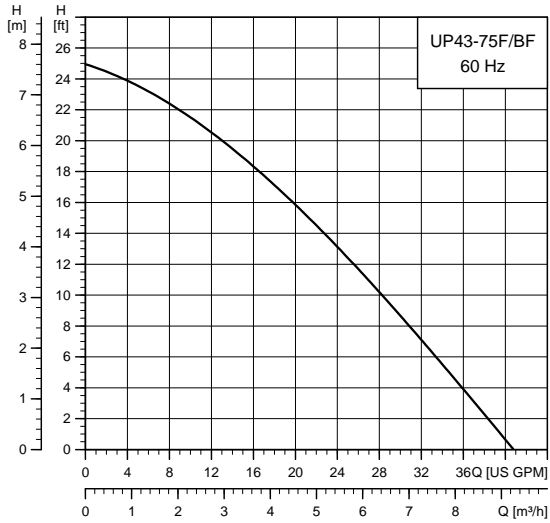
Model	Product number	Connection type and size	Shipping weight [lbs (kg)]
UP 43-70 F	115/230 V 96439644	GF 40/30 flange 1 1/2" 2-bolt with (2) 1/2" dia. holes	41

Dimensions [inches (mm)]

L1	L3	B1	B2	B4	B5	B7	H1	H2	H3	D1	D2	D3	D4	D6	D7
8.50 (216)	4.25 (108)	5.31 (135)	5.56 (141)	2.94 (75)	2.94 (75)	3.13 (79)	2.63 (67)	9.63 (244)	12.19 (310)	1.63 (41)	8.50 (216)	4.25 (108)	5.31 (135)	5.56 (141)	2.94 (75)

Note: Dimensions in inches unless otherwise stated.

UP 43-75 F/BF



TM03 5560 4412

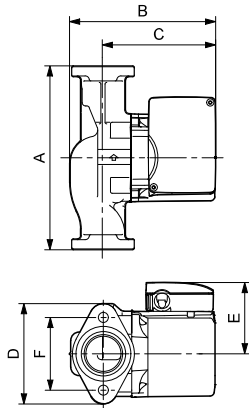
Flow range: 0-41 gpm (0 - 9.3 m³/h)
 Head range: 0-25 ft (0 - 7.6 m)
 Motor: 2-pole, single-phase
 Max. liquid temperature: 230 °F (110 °C)
 Min. liquid temperature: 36 °F (2 °C)
 Max. system pressure: 145 psi (10 bar)
 Open system

Model	Volts	Amps	Watts	Hp	Capacitor
UP 43-75 F/BF	115	2.15	215	1/6	10 µF / 180 V
	230	1.07	220	1/6	2.5 µF / 380 V

Approvals



UP 43-75 F/BF

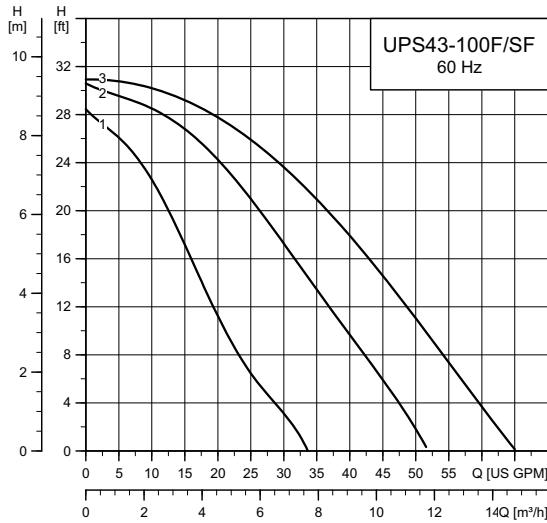


TM03 8544 1907

Model	Product number		Dimensions [inches (mm)]						Connection type and size	Shipping weight [lbs (kg)]
	115 V	230 V	A	B	C	D	E	F		
UP 43-75 F	52722373	52722372	8.50 (216)	6.69 (170)	5.19 (132)	4.75 (121)	3.50 (89)	3.44 (87)	GF 40/43 flange (2) 1/2" dia. bolt holes	13.5 (6.2)
UP 43-75 BF	52722370	52722369	8.50 (216)	6.69 (170)	5.19 (132)	4.75 (121)	3.50 (89)	3.44 (87)	GF 40/43 flange (2) 1/2" dia. bolt holes	15 (6.8)

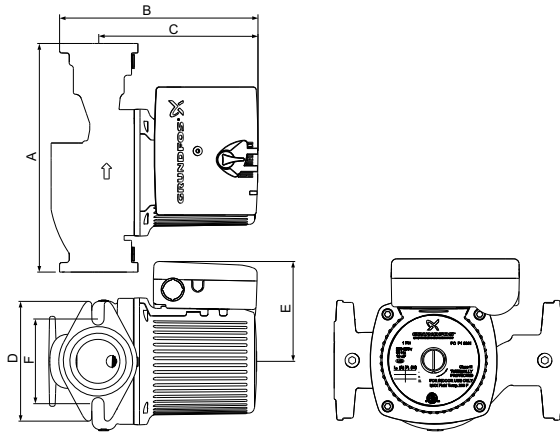
Note: Dimensions in inches unless otherwise stated.

UPS 43-100 F/SF



TM04 5464 4412

UPS 43-100 F/SF



TM04 6015 4709

Flow range: 0-65 gpm (0 - 14.8 m³/h)
 Head range: 0-31 ft (0 - 9.5 m)
 Motor: 2-pole, single-phase
 Max. liquid temperature: 230 °F (110 °C)
 Min. liquid temperature: 36 °F (2 °C)
 Max. system pressure: 145 psi (10 bar)

Model	Speed	Volts	Amps	Watts	Hp	Capacitor
UPS 43-100 F/ SF	III	115	3.5	370	1/2	40 µF / 180 V
	II		3.1	335	1/2	40 µF / 180 V
	I		2.5	265	1/2	40 µF / 180 V
	III	208	1.7	350	1/2	10 µF / 400 V
	II		1.5	310	1/2	10 µF / 400 V
	I		1.2	250	1/2	10 µF / 400 V
	III	230	1.7	370	1/2	10 µF / 400 V
	II		1.5	335	1/2	10 µF / 400 V
	I		1.2	265	1/2	10 µF / 400 V

Approvals

UPS 43-100 F/SF

UPS 43-100 SF

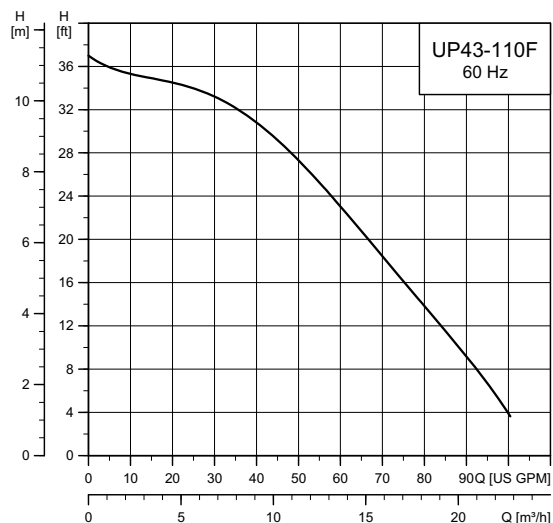


Drinking Water System Components
 In Accordance with NSF/ANSI 372

Model	Product number		Dimensions [inches (mm)]						Connection type and size	Shipping weight [lbs (kg)]
	115 V	208-230 V	A	B	C	D	E	F		
UPS 43-100 F	95906636	95906637	8.50 (216)	6.69 (170)	5.13 (130)	4.75 (121)	3.19 (81)	3.44 (87)	GF 40/43 flange (2) 1/2" dia. bolt holes	18.47 (8.4)
UPS 43-100 SF	95906638	95906639	8.50 (216)	6.69 (170)	5.13 (130)	4.75 (121)	3.19 (81)	3.44 (87)	GF 40/43 flange (2) 1/2" dia. bolt holes	18.47 (8.4)

Note: Dimensions in inches unless otherwise stated.

UP 43-110 F



TM05 6021 4412

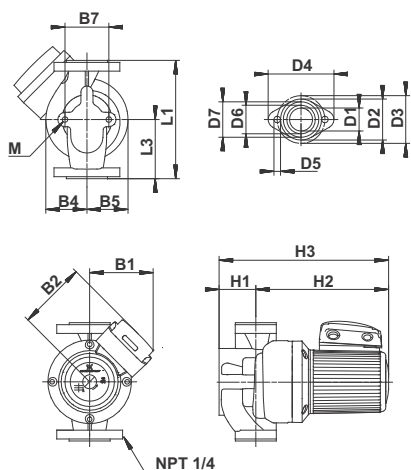
Flow range: 0-98 gpm (0 - 22.3 m³/h)
 Head range: 0-37 ft (0 - 11.3 m)
 Motor: 2-pole, single-phase
 Max. liquid temperature: 230 °F (110 °C)
 Min. liquid temperature: 14 °F (-10 °C)
 Max. system pressure: 145 psi (10 bar)
 Closed system

Model	Volts	Amps	Watts	Hp	Capacitor
UP 43-110 F	115	5.1	590	3/4	60 µF
	230	2.7	590	3/4	60 µF

Approvals



UP 43-110 F



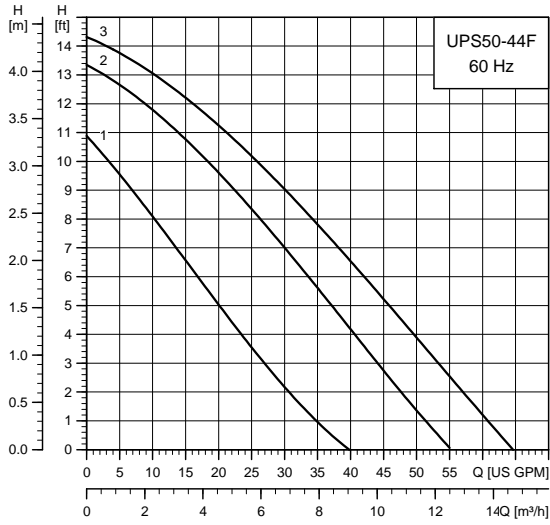
TM02 0120 0211

Model	Product number	Connection type and size	Shipping weight [lbs (kg)]
UP 43-110 F	115 V / 230 V 96439643	GF 40/43 flange 1 1/2"	41.2 (18.7)

Dimensions [inches (mm)]																	
L1	L3	B1	B2	B4	B5	B7	H1	H2	H3	D1	D2	D3	D4	D6	D7	M	
8.50 (216)	4.25 (108)	5.25 (133)	5.56 (141)	2.94 (75)	2.94 (75)	3.13 (79)	2.63 (67)	9.63 (244)	12.19 (310)	1.63 (41)	2.94 (75)	3.44 (87)	4.75 (121)	2.06 (52)	2.50 (64)	0.47 (12)	

Note: Dimensions in inches unless otherwise stated.

UPS 50-44 F



TM03 8837 4412

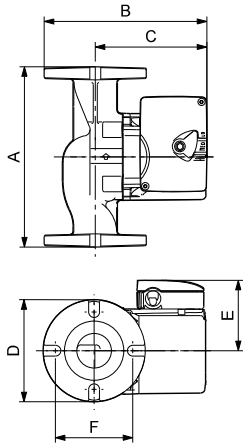
Flow range: 0-65 gpm (0 - 14.8 m³/h)
 Head range: 0 - 14.4 ft (0 - 4.4 m)
 Motor: 2-pole, single-phase
 Max. liquid temperature: 230 °F (110 °C)
 Min. liquid temperature: 32 °F (0 °C)
 Max. system pressure: 145 psi (10 bar)

Model	Speed	Volts	Amps	Watts	Hp	Capacitor
UPS 50-44 F	III	115	1.8	194	1/6	20 µF
	II		1.6	181	1/6	
	I		1.3	147	1/6	
	III	230	0.90	195	1/6	5 µF
	II		0.81	182	1/6	
	I		0.74	147	1/6	

Approvals



UPS 50-44 F

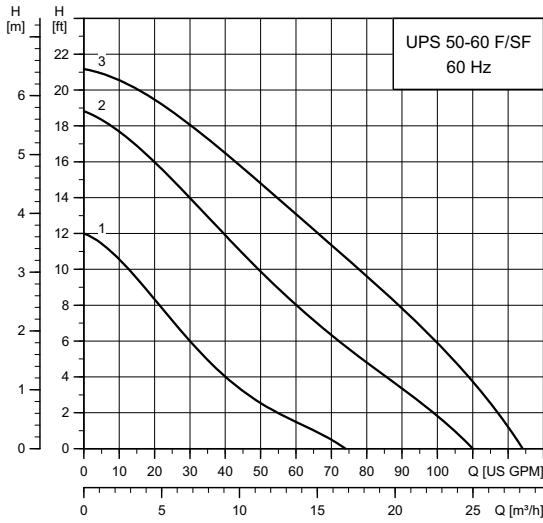


TM04 54713209

Model	Product number		Dimensions [inches (mm)]						Connection type and size	Shipping weight [lbs (kg)]
	115 V	230 V	A	B	C	D	E	F		
UPS 50-44 F	52722557	52722558	8.50 (216)	7.50 (191)	5.06 (129)	4.88 (124)	3.50 (89)	4.19 (106)	GF 50 flange (4) 1/2" dia. bolt holes	15.5 (7.0)

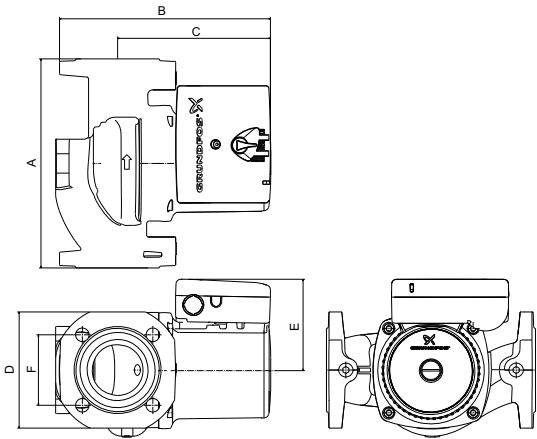
Note: Dimensions in inches unless otherwise stated.

UPS 50-60 F/SF



TM04 7918 4412

UPS 50-60 F/SF



TM04 9775 0111

Flow range: 0-120 gpm (0 - 27.3 m³/h)
 Head range: 0-21 ft (0 - 6.4 m)
 Motor: 2-pole, single-phase
 Max. liquid temperature: 230 °F (110 °C)
 Min. liquid temperature: 36 °F (10 °C)
 Max. system pressure: 145 psi (10 bar)
 Closed or open system

Model	Speed	Volts	Amps	Watts	Hp	Capacitor
UPS 50-60 F/ SF	III	115	3.6	395	1/2	40 μF / 180 V
	II		3.4	350	1/2	
	I		2.7	260	1/2	
	III	208	1.9	395	1/2	10 μF / 400 V
	II		1.7	350	1/2	
	I		1.4	290	1/2	
	III	230	1.8	395	1/2	
	II		1.7	350	1/2	
	I		1.4	260	1/2	

Approvals

UPS 50-60 F/SF

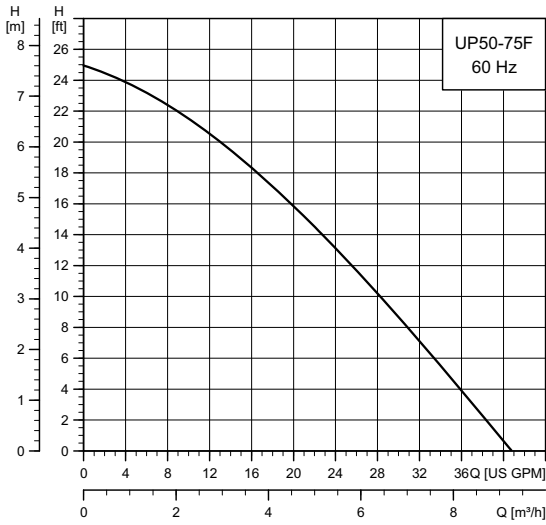


UPS 50-60 SF

Model	Product number		Dimensions [inches (mm)]						Connection type and size	Shipping weight [lbs (kg)]
	115 V	208-230 V	A	B	C	D	E	F		
UPS 50-60 F	97523134	97523135	8.59 (216)	8.63 (219)	6.25 (159)	4.75 (121)	3.75 (95)	2.88 (73)	GF 50	20.0 (44.0)
UPS 50-60 SF	97523136	97523137	8.59 (216)	8.63 (219)	6.25 (159)	4.75 (121)	3.75 (95)	2.88 (73)		20.0 (44.0)

Note: Dimensions in inches unless otherwise stated.

UP 50-75 F



TM03 5545 4412

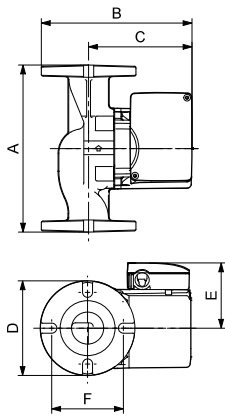
Flow range: 0-41 gpm (0 - 9.3 m³/h)
 Head range: 0-25 ft (0 - 7.6 m)
 Motor: 2-pole, single-phase
 Max. liquid temperature: 230 °F (110 °C)
 Min. liquid temperature: 32 °F (0 °C)
 Max. system pressure: 145 psi (10 bar)
 Closed system

Model	Volts	Amps	Watts	Hp	Capacitor
UP 50-75 F	115	2.15	215	1/6	10 µF / 180 V
	230	1.07	220	1/6	2.5 µF / 400 V

Approvals



UP 50-75 F



TM03 8760 2407

Model	Product number		Dimensions [inches (mm)]						Connection type and size	Shipping weight [lbs (kg)]
	115 V	230 V	A	B	C	D	E	F		
UP 50-75 F	52722352	52722353	8.50 (216)	7.50 (191)	5.06 (129)	4.88 (124)	3.50 (89)	4.19 (106)	GF 50 flange (4) 1/2" dia. bolt holes	15.5 (7.0)

Note: Dimensions in inches unless otherwise stated.

7. Accessories

UP timer

Specifications (previous/current)

Type: 24-hour, 3-position On/Timer/Off 15-minute interval.

- Supply voltage: 120 VAC
- power consumption: 1 VA.

Switch rating: SPDT

- Resistive: 21 A/6 A
- tungsten: 1350 W.
- inductive: 1 hp @ 120 VAC; 2 hp @ 240 VAC.


Wiring connections: 1/4" quick-connects.

Installation

Indoor, wired and mounted on the UP terminal box.

Features

- Compact and contemporary design
- captive trippers are easy to set, cannot be lost
- quartz drive provides 7-day carry-over
- synchronous drive for greatest accuracy, lowest cost.



TM03 7893 0307

Fig. 14 UP timers

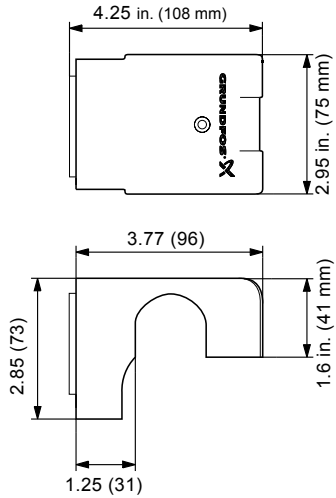


Fig. 15 Timer dimensions, previous version

TM03 4406 1311

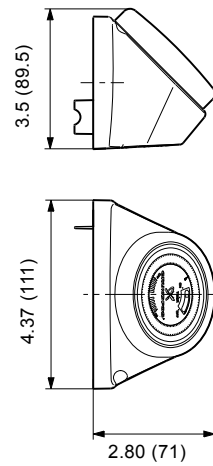


Fig. 16 Timer dimensions, current version

TM03 9076 1311

Timer control

Product number	Description	Shipping weight		Length		Height		Width	
		[oz.]	[kg]	[inches]	[mm]	[inches]	[mm]	[inches]	[mm]
505474	24-hour programmable clock/timer for use with single-speed UP series (115 V) circulator pump* for date codes 9132-0527	10	0.28	2.44	62	1.27	32	2.38	60
599388	24-hour programmable clock/timer for use with single-speed UP series (115 V) circulator pump* for UP 15, only date code 0528 and after	10	0.28	2.44	62	1.27	32	2.38	60

Approvals



Aquastat

Specifications:

- Description: Thermostatic switch
- type: Bi-metallic disc, snap-acting
- enclosure: environmentally sealed
- mounting:
 - clip-on mount for 1/2" (12.7 mm) inner diameter copper tube (5/8" (15.9 mm) outer diameter)
 - clip-on mount for 3/4" (19.1 mm) inner diameter copper tube (7/8" (22.2 mm) outer diameter).
- contact rating:
 - 10 A @ 120 VAC, 60 Hz resistive
 - 5 A @ 240 VAC, 60 Hz resistive.

Temperature rating

Low-temperature model:

- 105 ± 5 °F (40 ± 2 °C) – pump switches off
- 85 ± 6 °F (29 ± 3 °C) – pump switches on.

High-temperature model:

- 115 ± 5 °F (46 ± 2 °C) – pump switches off
- 105 ± 5 °F (40 ± 2 °C) – pump switches on.

Conductors:

- 2 conductors, AWG 18, 14" (356 mm)
- 12" (305 mm), black insulation, silicon or epoxy overmold
- 1/2" (12.7 mm) strip length.

Application:

- Clip-on thermostatic control for UP circulator pumps.

Approvals

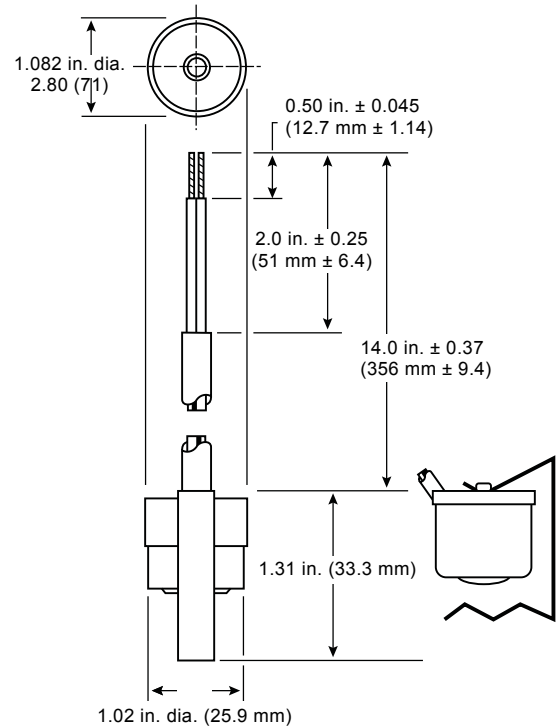


Fig. 17 Aquastat dimensions



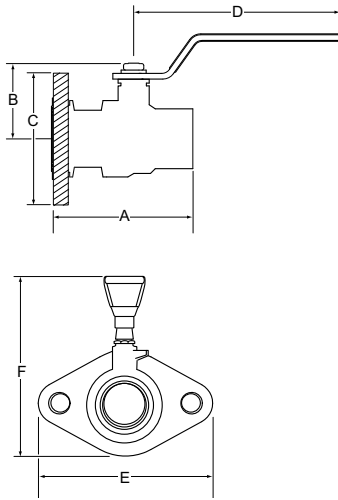
Fig. 18 Aquastat

Thermostatic controls

Product number	Description	Shipping wt. [lbs (kg)]
595443	Aquastat set, 1/2" (12.7 mm) clip-on mount for 5/8" (15.9 mm) outer diameter system piping size, 85-105 °F* (29.4 - 40.5 °C) (1/2" (12.7 mm) inner diameter copper tubing or 3/8" (9.7 mm) steel pipe) shielded wire, with PVC jacketed cable	1.0 (0.45)
595444	Aquastat set, 3/4" (19.1 mm) clip-on mount for 7/8" (22.2 mm) outer diameter system piping size, 85-105 °F* (29.4 - 40.5 °C) (3/4" (19.1 mm) inner diameter copper tubing or 1/2" (12.7 mm) steel pipe) shielded wire, with PVC jacketed cable	1.0 (0.45)
595656	Aquastat set, 1/2" (12.7 mm) clip-on mount for 5/8" (15.9 mm) outer diameter system piping size, 105-115 °F* (40.5 - 46.1 °C) (1/2" (12.7 mm) inner diameter copper tubing or 3/8" (9.7 mm) steel pipe) shielded wire, with PVC jacketed cable	1.0 (0.45)
595657	Aquastat set, 3/4" (19.1 mm) clip-on mount for 7/8" (22.2 mm) outer diameter system piping size, 105-115 °F* (40.5 - 46.1 °C) (3/4" (19.1 mm) inner diameter copper tubing or 1/2" (12.7 mm) steel pipe) shielded wire, with PVC jacketed cable	1.0 (0.45)

Note: Dimensions in inches unless otherwise stated.

Packaged dielectric isolating valve sets



TM04 9909 0311



TM05 7999 3507

Pump connection	Pipe connection type and size		Product number	Approx. shipping weight (1 kit) [lbs (kg)]	Face to face [A]	Center of port to top [B]	Flange diameter [C]	Center of valve to handle end [D]	Flange width [E]	Overall height [F]
	NPT	Sweat								
GF 15/26 flange	Bronze	1/2"	96806129	2.8 (1.3)	2.84 (72)	2.00 (51)	4.19 (106)	3.45 (88)	4.17 (106)	4.00 (102)
		3/4"	96806130	6.9 (3.1)	3.05 (77)	2.25 (57)	4.19 (106)	3.75 (95)	4.17 (106)	4.00 (102)
		1"	96806131	9.9 (4.5)	3.55 (90)	2.66 (67)	4.19 (106)	4.53 (115)	4.17 (106)	4.00 (102)
		1 1/4"	96806132	10.6 (4.8)	4.03 (103)	2.97 (75)	4.19 (106)	4.55 (116)	4.17 (106)	4.00 (102)
		1 1/2"	96806133	10.8 (4.9)	4.11 (181)	2.97 (75)	4.19 (106)	4.63 (118)	4.17 (106)	4.00 (102)
		1/2"	96806134	2.9 (1.3)	2.77 (70)	2.00 (51)	4.19 (106)	3.47 (88)	4.17 (106)	4.00 (102)
		3/4"	96806135	7.7 (3.3)	3.25 (83)	2.25 (57)	4.19 (106)	3.73 (95)	4.17 (106)	4.00 (102)
		1"	96806136	9.9 (4.5)	3.86 (98)	2.66 (67)	4.19 (106)	4.50 (114)	4.17 (106)	4.00 (102)
		1 1/4"	96806137	10.6 (4.8)	4.50 (114)	2.97 (75)	4.19 (106)	4.55 (116)	4.17 (106)	4.00 (102)
		1 1/2"	96806138	10.8 (4.9)	4.58 (116)	2.97 (75)	4.19 (106)	4.56 (117)	4.17 (106)	4.00 (102)

Note: Each set contains:

Two rotating flanges, lever-handled full-ported ball valve, EPDM gaskets, dielectric sleeves.

Qty. 4, 7/16" x 1 1/4" bolts with nuts.

Dimensions in inches unless otherwise stated.

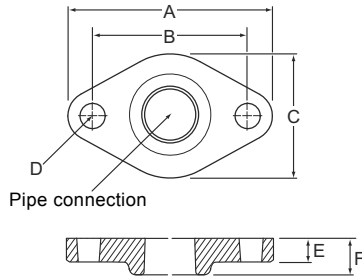
Approvals



Engineering materials	
Flange	Chrome-plated steel
Valve housing	Brass
Valve ball	Chrome-plated brass
Valve seat	PTFE
Dielectric sleeve	Composite
Bolt	Chrome-plated steel
Nut	Chrome-plated steel
Gaskets	EPDM
Fluid data	
Maximum temperature	230 °F (110 °C)
Maximum pressure	150 psi (10 bar)

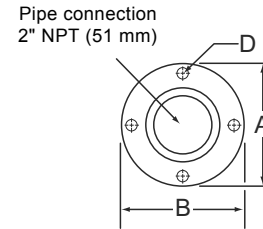
Packaged fitting sets

GF 15/26/40/43



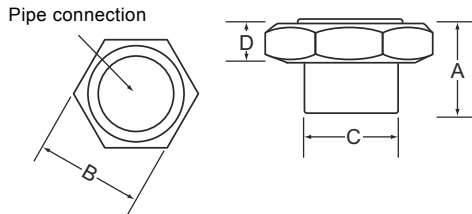
TM04 9808 0111

GF 50



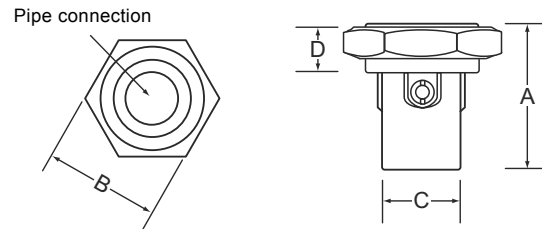
TM04 9810 0111

GU 125 union



TM04 9809 0111

Isolating valve GU 125 union



TM04 9811 0111

Material	Pump connection	Pipe connection			Product number	Dimensions (inches/mm)					
		NPT	Sweat	Compression		A	B	C	D	E	F
Cast iron	GF 15/26	3/4"			519601	4.25 (108)	3.13 (80)	2.75 (67)	0.50 (13)	0.50 (13)	0.75 (20)
		1"			519602						
		1 1/4"			519603						
	GF 40/43	1 1/2"			519604	4.75 (121)	3.50 (89)	3.00 (76)	0.50 (13)	0.50 (13)	0.75 (20)
		1 1/2"			539605						
		2" (4-bolt flange)			96409354						
Bronze	GF 15/26	3/4"			519651	4.25 (108)	3.13 (80)	2.75 (67)	0.50 (13)	0.50 (13)	0.75 (20)
		1"			519652						
		1 1/4"			96409356						
	GF 40/43	1 1/2"			539615	4.75 (121)	3.50 (89)	3.00 (76)	0.50 (13)	0.50 (13)	0.75 (20)
		1 1/2"			96409355						
		2" (4-bolt flange)			96409355						
GU 125 union		3/4"			529912	1.00 (25)	1.88 (46)	1.25 (31)	0.63 (16)	-	-
			1/2"		529913	0.75 (20)	1.88 (46)	0.75 (20)	0.63 (16)	-	-
			3/4"		529911	0.75 (20)	1.88 (46)	1.00 (25)	0.63 (16)	-	-
Isolating valves, bronze	GU 125 union	1/2"			519850	2.25 (57)	1.88 (46)	1.00 (25)	0.63 (16)	-	-
		3/4"			519852	2.25 (57)	1.88 (46)	1.25 (31)	0.63 (16)	-	-
			3/4"		519851	2.00 (51)	1.88 (46)	1.25 (31)	0.63 (16)	-	-

Notes:

- GF 15/26/40/43 Flange sets to include two flanges, two gaskets, and four nuts and bolts.
 GF 50 Flange sets to include two flanges, two gaskets, and eight nuts and bolts.
 GU 125 union Union set to include two nuts, gaskets, and adapters.
 Dimensions are in inches unless otherwise stated.

Approvals (bronze sets)



UP-ZV zone valves

Specifications

Grundfos UP-ZV 24 V, 2-way motorized zone valves for hydronic heating or chilled water applications.

Standard features:

- In-line removable actuator for ease of installation and service
- manual open/close lever
- sealed end switch
- silent close-off technology
- high gear ratio
- forged brass housing
- removable service cap
- high Cv rating.

Approvals



TM04 9803 0111

Technical data

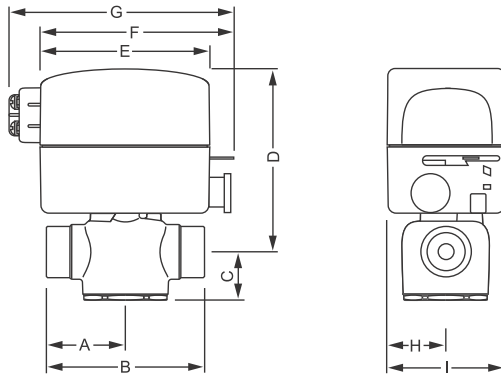
Max. percent glycol:	50 %
Fluid temperature range:	32-240 °F (0-115 °C)
Ambient temperature range:	32-104 °F (0-40 °C)
Max. humidity:	95 % non-condensing
Max. static pressure:	15 psi (1 bar) steam
	300 psi (20 bar)
Stroke time	Open: approx. 45 sec.
	Closed: approx. 10 sec.
Actuator motor	
Actuator motor:	Synchronous hysteresis
Class:	Class A
Voltage:	24 VAC + 10 %/- 10 %, Class 2
	5 watts
	7 VA
Run amps:	300 mA
In-rush:	300 mA
End (auxiliary) switch models	
Type:	Sealed
De-energized position:	Normally closed
Rating:	0.4 A (400 mA) @ 24 VAC (AC/DC)
	Class 2
Isolated:	Yes

Valves	
Valve operation:	With power: opened
	Without power: closed
	Manually opened: opened
Engineering materials	
Valve housing:	Brass
Seat:	Brass
Stem:	Stainless steel
Paddle:	EPDM
O-rings:	EPDM

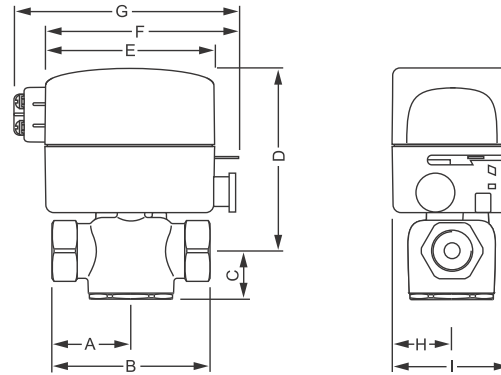
UP-ZV flow characteristics

Connection size	Flow coefficient	Max. close-off ΔP
1/2" sweat	3.5 Cv (3.0 Kv)	30 psi (2 bar)
3/4" sweat	7.5 Cv (6.5 Kv)	20 psi (1.4 bar)
1" sweat	7.5 Cv (6.5 Kv)	20 psi (1.4 bar)
3/4" NPT	3.5 Cv (3.0 Kv)	30 psi (2 bar)

SWEAT MODELS



NPT MODELS



TM04 9804 0111

Connections	Dimensions [inches (mm)]								
	A	B	C	D	E	F	G	H	I
1/2" sweat	1.31 (33)			4.00 (102)					
3/4" sweat	1.38 (35)	2.63 (67)	0.94 (24)		3.44 (87)	4.00 (102)	4.53 (115)	1.19 (30)	2.38 (60)
1" sweat	1.69 (43)			4.19 (106)					
3/4" NPT	1.81 (46)								

Note: Dimensions for actuators with or without auxiliary switch.

Product number	Description
97627415	1/2" sweat, 2-way valve housing, normally closed, with end switch
97627416	1/2" sweat, 2-way valve housing, normally closed, without end switch
97627419	3/4" sweat, 2-way valve housing, normally closed, with end switch
97627420	3/4" sweat, 2-way valve housing, normally closed, without end switch
97627421	1" sweat, 2-way valve housing, normally closed, with end switch
97627422	1" sweat, 2-way valve housing, normally closed, without end switch
97627417	3/4" NPT, 2-way valve housing, normally closed, with end switch
97627418	3/4" NPT, 2-way valve housing, normally closed, without end switch

Service

Product number	Description
97627423	Actuator 24 VAC, normally closed with end switch
97627424	Actuator 24 VAC, normally closed without end switch

Replacement flange gaskets

For use with flange set	Product number	Description	Approx. shipping weight [lbs (kg)]
GF 15/26	510179	Single gasket for 1 1/4" flange	0.6 (0.25)
GF 40/43	530244	Single gasket for 1 1/2" flange	0.6 (0.25)
GF 50	96409353	Single gasket for 2" flange	0.6 (0.25)
GF 65	550097	Single gasket for 2 1/2" flange	0.6 (0.25)
GF 80	560185	Single gasket for 3" flange	0.6 (0.25)
GF 100	570008	Single gasket for 4" flange	0.6 (0.25)
GU 125	520089	Single gasket for GU 125 union	0.6 (0.25)

8. Grundfos Product Center

Online search and sizing tool to help you make the right choice.

<http://product-selection.grundfos.com>



"SIZING" enables you to size a pump based on entered data and selection choices.

"REPLACEMENT" enables you to find a replacement product. Search results will include information on

- the lowest purchase price
- the lowest energy consumption
- the lowest total life cycle cost.

"CATALOG" gives you access to the Grundfos product catalog.

"LIQUIDS" enables you to find pumps designed for aggressive, flammable or other special liquids.

<p>All the information you need in one place</p> <p>Performance curves, technical specifications, pictures, dimensional drawings, motor curves, wiring diagrams, spare parts, service kits, 3D drawings, documents, system parts. The Product Center displays any recent and saved items — including complete projects — right on the main page.</p>	<p>Downloads</p> <p>On the product pages, you can download Installation and Operating Instructions, Data Booklets, Service Instructions, etc. in PDF format.</p>
---	---

Subject to alterations.

L-UP-PG-001

98532861 0217

ECM: 1195448

Grundfos Kansas City

17100 West 118th Terrace
Olathe, Kansas 66061
Phone: 913-227-3400
Fax: 913-227-3500
www.grundfos.us

Grundfos Canada

2941 Brighton Road
Oakville, Ontario L6H 6C9 Canada
Phone: +1-905-829-9533
Fax: +1-905-829-9512
www.grundfos.ca

Grundfos México

Boulevard TLC No. 15
Parque Industrial Stiva Aeropuerto
C.P. 66600 Apodaca, N.L. Mexico
Phone: 011-52-81-8144 4000
Fax: 011-52-81-8144 4010
www.grundfos.mx