



---

ASTON ADVANCED SERIES

*OptiHeat*

VAPOR INJECTION TECHNOLOGY

**SINGLE HYDRONIC**

Residential 3 - 5 Ton  
Water-to-Water Geothermal Heat Pump

Submittal Data  
English Language  
IP/Metric Units  
SD2508WGA 06/21

**GEOSTAR**



Contractor: \_\_\_\_\_ P.O.: \_\_\_\_\_

Engineer: \_\_\_\_\_

Project Name: \_\_\_\_\_ Unit Tag: \_\_\_\_\_

## AHRI/ISO 13256-2 Performance Ratings

The performance standard AHRI/ASHRAE/ISO 13256-2 became effective January 1, 2000. This new standard has three major categories: Water Loop, Ground Water, and Ground Loop.

### Unit of Measure: The Cooling COP

The cooling efficiency is measured in EER (US version measured in Btu/h per Watt. The Metric version is measured in a cooling COP (Watt per Watt) similar to the traditional COP measurement.

### Pump Power Correction Calculation

Within each model, only one water flow rate is specified for all three groups and pumping Watts are calculated using the following formula. This additional power is added onto the existing power consumption.

- Pump power correction =  $(\text{gpm} \times 0.0631) \times (\text{Press Drop} \times 2990) / 300$

Where 'gpm' is waterflow in gpm and 'Press Drop' is the pressure drop through the unit heat exchanger at rated water flow in feet of head.

### ISO Capacity and Efficiency Calculations

The following equations illustrate cooling calculations:

- ISO Cooling Capacity = Cooling Capacity (Btuh) x [Fan Power Correction (Watts) x 3.412]
- ISO EER Efficiency (Btuh/W) = ISO Cooling Capacity (Btuh) x [Power Input (Watts) - Fan Power Correction (Watts) + Pump Power Correction (Watts)]

The following equations illustrate heating calculations:

- ISO Heating Capacity = Heating Capacity (Btuh) x [Fan Power Correction (Watts) x 3.412]
- ISO COP Efficiency (Btuh/Btuh) = ISO Heating Capacity (Btuh) x 3.412/[Power Input (Watts) - Fan Power Correction (Watts) + Pump Power Correction (Watts)]

### Test Conditions

	ISO/AHRI 13256-2 WLHP	ISO/AHRI 13256-2 GWHP	ISO/AHRI 13256-2 GLHP
<b>Cooling</b>			
Liquid Entering Indoor Side - °F <i>Standard Rating Test</i>	53.6	53.6	53.6
Liquid Entering Heat Exchanger - °F <i>Part-load Rating Test</i>	86	59	77
Liquid Entering Heat Exchanger Fluid Flow Rate	86 *	59 *	68 *
<b>Heating</b>			
Liquid Entering Indoor Side - °F <i>Standard Rating Test</i>	104	104	104
Liquid Entering Outdoor-side Heat Exchanger - °F <i>Part-load Rating Test</i>	68	50	32
Liquid Entering Outdoor-side Heat Exchanger Fluid Flow Rate	68 *	50 *	41 *

**NOTES:** \*Flow rate is specified by the manufacturer  
WLHP = Water Loop Heat Pump; GWHP = Ground Water Heat Pump;  
GLHP = Ground Loop Heat Pump

### Conversions

Water Flow (lps) =  $\text{gpm} \times 0.0631$

Press Drop (Pascals) =  $\text{Press Drop (ft hd)} \times 2990$

**ASTON ADVANCED SINGLE HYDRONIC  
WITH OPTIHEAT  
3 TO 5 TONS**

Contractor: \_\_\_\_\_ P.O.: \_\_\_\_\_

Engineer: \_\_\_\_\_

Project Name: \_\_\_\_\_ Unit Tag: \_\_\_\_\_

**AHRI/ISO 13256-2 Performance Ratings cont.**

**English (IP) Units**

Model	Flow Rate		Water Loop Heat Pump				Ground Water Heat Pump				Ground Loop Heat Pump			
			Cooling 86°F Source 53.6°F Load		Heating 68°F Source 104°F Load		Cooling 59°F Source 53.6°F Load		Heating 50°F Source 104°F Load		Cooling 77°F Source 53.6°F Load		Heating 32°F Source 104°F Load	
	Load GPM	Source GPM	Capacity Btuh	EER Btuh/W	Capacity Btuh	COP	Capacity Btuh	EER Btuh/W	Capacity Btuh	COP	Capacity Btuh	EER Btuh/W	Capacity Btuh	COP
<b>040</b>	10	10	29,100	13.4	43,500	4.6	33,000	20.1	40,000	4.0	30,600	16.1	34,000	3.3
<b>050</b>	15	15	41,500	13.3	66,000	4.7	47,000	20.1	54,900	3.9	44,500	16.1	45,000	3.3
<b>066</b>	20	20	52,000	12.7	83,000	4.4	57,000	20.1	70,000	3.7	54,000	16.1	56,500	3.2

7/8/14



The manufacturer works continually to improve its products. As a result, the design and specifications of each product at the time of order may be changed without notice. Purchaser's approval of this data set signifies that the equipment is acceptable under the provisions of the job specification. Statements and other information contained herein are not express warranties and do not form the basis of any bargain between the parties, but are merely the manufacturer's opinion or commendation of its products.

**ASTON ADVANCED SINGLE HYDRONIC  
WITH OPTIHEAT  
3 TO 5 TONS**

Contractor: \_\_\_\_\_ P.O.: \_\_\_\_\_

Engineer: \_\_\_\_\_

Project Name: \_\_\_\_\_ Unit Tag: \_\_\_\_\_

# 040 - Performance Data

## 040-Heating

Source	Load Flow - 5 GPM								Load Flow - 8 GPM					Load Flow - 10 GPM							
	EST °F	Flow GPM	ELT °F	LLT °F	HC MBTUH	Power kW	HE MBTUH	COP	LST °F	LLT °F	HC MBTUH	Power kW	HE MBTUH	COP	LST °F	LLT °F	HC MBTUH	Power kW	HE MBTUH	COP	LST °F
5	60	72.7	31.7	1.8	25.4	5.0	19.5	68.0	32.0	1.8	25.8	5.2	19.3	66.4	32.2	1.8	26.2	5.4	19.2		
	80	93.0	32.5	2.3	24.6	4.1	19.9	88.2	32.8	2.3	25.1	4.2	19.7	86.6	33.0	2.2	25.4	4.3	19.5		
	100	113.3	33.4	3.0	23.3	3.3	20.4	108.4	33.7	2.9	23.9	3.4	20.2	106.8	33.9	2.8	24.3	3.5	20.0		
	130	144.0	35.0	3.9	21.8	2.6	21.0	138.8	35.3	3.8	22.5	2.7	20.7	137.1	35.5	3.7	22.9	2.8	20.5		
	140	Operation not recommended								148.9	35.5	4.2	21.2	2.5	21.3	147.1	35.7	4.1	21.7	2.5	21.1
	30	60	73.0	32.4	1.9	26.1	5.1	23.3	68.2	32.7	1.8	26.5	5.3	23.2	66.6	32.9	1.8	26.9	5.4	23.1	
		80	93.3	33.2	2.5	24.7	3.9	23.6	88.4	33.5	2.4	25.3	4.1	23.5	86.7	33.7	2.4	25.6	4.2	23.4	
		100	113.6	33.9	3.1	23.4	3.2	24.0	108.6	34.3	3.0	24.0	3.3	23.8	106.9	34.5	3.0	24.4	3.4	23.7	
		130	144.0	35.1	4.0	21.3	2.5	24.5	138.9	35.4	3.9	22.0	2.6	24.3	137.1	35.6	3.8	22.5	2.7	24.2	
		140	Operation not recommended								149.0	35.8	4.2	21.4	2.5	24.5	147.2	36.0	4.1	21.9	2.6
	10	60	73.2	32.9	1.9	26.5	5.2	24.5	68.3	33.2	1.8	27.0	5.4	24.4	66.7	33.4	1.8	27.3	5.5	24.4	
		80	93.5	33.8	2.4	25.7	4.2	24.7	88.5	34.1	2.3	26.3	4.4	24.6	86.9	34.3	2.3	26.6	4.5	24.5	
		100	113.8	34.5	3.0	24.3	3.4	25.0	108.7	34.8	2.9	24.9	3.5	24.9	107.0	35.0	2.8	25.3	3.6	24.8	
		130	144.2	35.5	3.9	22.1	2.7	25.4	138.9	35.8	3.8	22.8	2.8	25.3	137.2	36.0	3.7	23.3	2.8	25.2	
		140	Operation not recommended								149.0	36.0	4.2	21.5	2.5	25.6	147.2	36.2	4.2	22.0	2.6
	50	60	74.8	37.0	1.8	30.9	6.1	37.3	69.3	37.3	1.7	31.4	6.3	37.1	67.5	37.5	1.7	31.7	6.5	36.9	
80		95.2	38.1	2.3	30.4	4.9	37.5	89.6	38.4	2.2	30.9	5.1	37.2	87.7	38.7	2.2	31.3	5.3	37.1		
100		115.6	39.0	3.0	29.0	3.9	38.1	109.8	39.4	2.9	29.6	4.0	37.8	107.9	39.6	2.8	30.0	4.1	37.6		
130		146.4	41.0	3.8	28.1	3.2	38.4	140.3	41.3	3.7	28.9	3.3	38.1	138.3	41.6	3.6	29.3	3.4	37.9		
140		Operation not recommended								148.4	42.0	4.2	27.8	3.0	38.5						
8		60	75.1	37.8	1.8	31.7	6.2	41.8	69.5	38.2	1.7	32.2	6.4	41.7	67.7	38.4	1.7	32.6	6.6	41.6	
		80	95.5	38.8	2.4	30.4	4.6	42.2	89.8	39.2	2.4	31.0	4.8	42.0	87.9	39.4	2.3	31.4	5.0	41.9	
		100	115.9	39.8	3.1	29.2	3.8	42.5	110.0	40.1	3.0	29.9	3.9	42.3	108.1	40.4	3.0	30.3	4.0	42.2	
		130	146.5	41.2	4.1	27.3	3.0	43.0	140.4	41.6	4.0	28.1	3.1	42.8	138.4	41.9	3.9	28.6	3.2	42.6	
		140	Operation not recommended								148.5	42.4	4.2	28.1	3.0	42.8					
10		60	75.4	38.4	1.8	32.2	6.2	43.4	69.7	38.7	1.8	32.8	6.5	43.2	67.8	39.0	1.7	33.1	6.6	43.2	
		80	95.8	39.5	2.3	31.7	5.1	43.5	90.0	39.9	2.2	32.3	5.3	43.3	88.0	40.1	2.2	32.7	5.4	43.3	
		100	116.1	40.3	3.0	30.2	4.0	43.8	110.2	40.7	2.9	30.9	4.1	43.6	108.2	40.9	2.8	31.3	4.2	43.5	
		130	146.6	41.5	3.8	28.6	3.2	44.1	140.5	41.9	3.7	29.3	3.3	44.0	138.4	42.1	3.6	29.8	3.4	43.9	
		140	Operation not recommended								148.5	42.6	4.2	28.3	3.0	44.2					
70		60	77.1	42.8	1.8	36.8	7.1	54.8	70.8	43.2	1.7	37.3	7.4	54.6	68.7	43.4	1.7	37.7	7.6	54.4	
	80	99.0	47.4	3.0	37.2	4.6	54.7	91.3	45.2	2.6	36.4	5.1	55.0	88.8	43.8	2.3	35.9	5.6	55.2		
	100	120.8	52.0	4.2	37.6	3.6	54.5	111.9	47.6	3.4	36.0	4.1	55.2	108.9	44.7	2.9	34.9	4.5	55.6		
	130	153.5	58.9	6.1	38.2	2.8	54.3	142.8	51.0	4.8	34.8	3.1	55.7	139.2	45.8	3.9	32.5	3.4	56.6		
	140	Operation not recommended								149.2	45.9	4.2	31.6	3.2	57.0						
	8	60	78.0	44.9	1.8	38.9	7.5	60.0	71.2	44.6	1.7	38.8	7.6	60.0	68.9	44.4	1.7	38.7	7.8	60.0	
		80	99.9	49.7	3.0	39.5	4.9	59.8	91.7	46.8	2.6	38.0	5.3	60.2	89.0	44.9	2.3	37.0	5.7	60.5	
		100	121.8	54.6	4.2	40.1	3.8	59.7	112.3	49.0	3.5	37.2	4.1	60.4	109.1	45.4	3.0	35.3	4.5	60.9	
		130	154.7	61.8	6.1	41.0	3.0	59.4	143.1	52.4	4.8	36.0	3.2	60.7	139.2	46.1	3.9	32.7	3.4	61.6	
		140	Operation not recommended								149.3	46.3	4.2	31.8	3.2	61.8					
	10	60	78.5	46.3	1.8	40.3	7.7	61.7	71.4	45.6	1.7	39.7	7.8	61.8	69.0	45.1	1.7	39.4	7.9	61.9	
		80	100.5	51.3	3.0	41.0	5.0	61.5	91.9	47.8	2.6	38.9	5.4	62.0	89.1	45.5	2.3	37.5	5.7	62.3	
		100	122.5	56.3	4.3	41.8	3.9	61.4	112.6	50.2	3.4	38.5	4.3	62.1	109.2	46.2	2.9	36.3	4.7	62.5	
		130	155.5	63.8	6.1	42.9	3.0	61.2	143.3	53.3	4.8	36.9	3.3	62.4	139.3	46.3	3.9	33.0	3.5	63.2	
		140	Operation not recommended								149.3	46.5	4.2	32.0	3.2	63.4					
	90	60	81.1	52.7	1.7	47.0	9.1	70.6	73.3	53.2	1.7	47.6	9.4	70.4	70.7	53.5	1.6	48.0	9.6	70.2	
80		101.3	53.3	2.3	45.5	6.8	71.2	93.4	53.8	2.2	46.2	7.0	71.0	90.8	54.1	2.2	46.6	7.2	70.8		
100		121.7	54.3	2.9	44.6	5.6	71.6	113.7	54.8	2.8	45.3	5.7	71.3	111.0	55.2	2.8	45.7	5.8	71.1		
130		151.7	54.3	3.8	41.4	4.2	72.9	143.7	54.8	3.7	42.1	4.3	72.6	141.0	55.1	3.7	42.6	4.4	72.4		
140		Operation not recommended								149.2	55.9	4.2	42.1	4.3	72.6						
z8		60	81.6	54.0	1.7	48.2	9.3	77.6	73.6	54.4	1.7	48.8	9.6	77.4	71.0	54.8	1.6	49.2	9.8	77.3 <sup>24</sup>	
		80	105.1	62.8	3.5	50.7	5.2	76.9	94.5	57.9	2.8	48.4	6.1	77.5	90.9	54.7	2.3	46.8	7.0	77.9	
		100	128.6	71.6	5.4	53.2	3.9	76.3	115.3	61.4	3.9	47.9	4.6	77.6	110.9	54.5	3.0	44.4	5.4	78.5	
		130	163.9	84.8	8.2	57.0	3.0	75.3	146.6	66.6	5.6	47.3	3.5	77.8	140.9	54.4	4.0	40.9	4.0	79.5	
		140	Operation not recommended								149.3	66.6	5.6	47.3	3.5	77.8					
10		60	81.9	54.8	1.7	48.9	9.4	79.9	73.8	55.3	1.7	49.6	9.7	79.8	71.1	55.6	1.7	50.0	9.9	79.7	
		80	102.1	55.4	2.3	47.5	7.0	80.2	94.0	55.9	2.3	48.1	7.2	80.1	91.2	56.2	2.2	48.6	7.4	80.0	
		100	122.5	56.1	2.9	46.3	5.7	80.4	114.2	56.7	2.8	47.0	5.9	80.3	111.4	57.0	2.8	47.5	6.0	80.2	
		130	152.0	55.0	3.8	42.0	4.2	81.3	143.9	55.5	3.7	42.7	4.4	81.2	141.2	55.8	3.7	43.2	4.4	81.1	
		140	Operation not recommended								149.3	55.5	3.7	42.7	4.4	81.2					

4/14/15

The manufacturer works continually to improve its products. As a result, the design and specifications of each product at the time of order may be changed without notice. Purchaser's approval of this data set signifies that the equipment is acceptable under the provisions of the job specification. Statements and other information contained herein are not express warranties and do not form the basis of any bargain between the parties, but are merely the manufacturer's opinion or commendation of its products.

Contractor: \_\_\_\_\_ P.O.: \_\_\_\_\_

Engineer: \_\_\_\_\_

Project Name: \_\_\_\_\_ Unit Tag: \_\_\_\_\_

## 040 - Performance Data cont.

### 040-Cooling

Source		Load Flow - 5 GPM							Load Flow - 8 GPM							Load Flow - 10 GPM						
EST °F	Flow GPM	ELT °F	LLT °F	TC MBTUH	Power kW	HR MBTUH	EER	LST °F	LLT °F	TC MBTUH	Power kW	HR MBTUH	EER	LST °F	LLT °F	TC MBTUH	Power kW	HR MBTUH	EER	LST °F		
50	5	50	38.7	28.3	1.62	33.8	17.5	63.5	42.7	29.1	1.62	34.6	18.0	63.9	44.1	29.7	1.62	35.2	18.3	64.1		
		70	57.6	30.9	1.62	36.4	19.0	64.6	62.1	31.6	1.63	37.1	19.4	64.9	63.6	32.1	1.63	37.6	19.7	65.0		
		90	76.6	33.5	1.63	39.1	20.6	65.6	81.5	34.1	1.63	39.6	20.9	65.9	83.1	34.4	1.63	40.0	21.1	66.0		
		110	95.5	36.2	1.64	41.7	22.1	66.7	100.9	36.6	1.64	42.1	22.3	66.9	102.6	36.8	1.64	42.4	22.5	67.0		
	8	50	39.0	27.4	1.56	32.7	17.6	58.2	43.0	28.1	1.56	33.5	18.0	58.4	44.3	28.6	1.56	34.0	18.3	58.5		
		70	58.1	29.8	1.56	35.1	19.1	58.8	62.4	30.4	1.56	35.7	19.5	58.9	63.8	30.8	1.56	36.2	19.7	59.0		
		90	77.2	32.1	1.56	37.4	20.6	59.4	81.8	32.7	1.56	38.0	20.9	59.5	83.4	33.0	1.56	38.3	21.1	59.6		
		110	96.2	34.5	1.56	39.8	22.1	60.0	101.3	34.9	1.56	40.2	22.3	60.1	103.0	35.2	1.56	40.5	22.5	60.1		
	10	50	39.3	26.8	1.52	32.0	17.6	56.4	43.1	27.5	1.52	32.7	18.1	56.5	44.4	28.0	1.52	33.1	18.4	56.6		
		70	58.4	29.0	1.52	34.2	19.1	56.8	62.6	29.6	1.52	34.8	19.5	57.0	64.0	30.0	1.52	35.2	19.8	57.0		
		90	77.5	31.2	1.52	36.4	20.6	57.3	82.1	31.7	1.52	36.9	20.9	57.4	83.6	32.1	1.52	37.2	21.2	57.4		
		110	96.7	33.4	1.52	38.5	22.0	57.7	101.5	33.8	1.51	39.0	22.3	57.8	103.2	34.1	1.51	39.3	22.6	57.9		
70	5	50	39.5	26.3	2.02	33.1	13.0	83.3	43.2	27.1	2.02	34.0	13.4	83.6	44.5	27.7	2.03	34.6	13.7	83.9		
		70	58.1	29.7	2.04	36.7	14.6	84.7	62.4	30.5	2.04	37.5	14.9	85.0	63.8	31.1	2.05	38.1	15.2	85.2		
		90	76.7	33.2	2.06	40.2	16.1	86.1	81.5	33.9	2.06	41.0	16.4	86.4	83.1	34.4	2.07	41.5	16.7	86.6		
		110	95.3	36.7	2.08	43.8	17.6	87.5	100.7	37.3	2.08	44.4	17.9	87.8	102.4	37.8	2.09	44.9	18.1	88.0		
	8	50	39.8	25.6	1.95	32.3	13.1	78.1	43.4	26.4	1.96	33.1	13.5	78.3	44.6	27.0	1.96	33.6	13.8	78.4		
		70	58.5	28.9	1.96	35.6	14.7	78.9	62.6	29.7	1.97	36.4	15.1	79.1	64.0	30.2	1.97	36.9	15.3	79.2		
		90	77.1	32.1	1.98	38.9	16.3	79.7	81.8	32.9	1.98	39.6	16.6	79.9	83.3	33.4	1.98	40.2	16.9	80.0		
		110	95.8	35.4	1.99	42.2	17.8	80.5	101.0	36.1	1.99	42.9	18.1	80.7	102.7	36.6	1.99	43.4	18.4	80.9		
	10	50	39.9	25.2	1.91	31.7	13.2	76.3	43.5	25.9	1.91	32.5	13.6	76.5	44.7	26.5	1.91	33.0	13.8	76.6		
		70	58.7	28.3	1.92	34.8	14.8	77.0	62.7	29.1	1.92	35.6	15.2	77.1	64.1	29.6	1.92	36.1	15.4	77.2		
		90	77.4	31.4	1.92	38.0	16.3	77.6	82.0	32.2	1.92	38.8	16.7	77.8	83.5	32.7	1.92	39.3	17.0	77.9		
		110	96.2	34.5	1.93	41.1	17.9	78.2	101.2	35.3	1.93	41.9	18.3	78.4	102.8	35.8	1.93	42.4	18.6	78.5		
90	5	50	40.3	24.2	2.41	32.5	10.0	103.0	43.7	25.1	2.42	33.4	10.4	103.4	44.8	25.8	2.43	34.0	10.6	103.6		
		70	58.6	28.6	2.45	36.9	11.7	104.8	62.6	29.5	2.46	37.9	12.0	105.1	64.0	30.1	2.47	38.5	12.2	105.4		
		90	76.9	32.9	2.49	41.4	13.2	106.5	81.6	33.8	2.50	42.3	13.5	106.9	83.1	34.4	2.50	42.9	13.7	107.2		
		110	95.1	37.2	2.52	45.8	14.8	108.3	100.5	38.1	2.53	46.7	15.1	108.7	102.3	38.7	2.54	47.4	15.3	109.0		
	8	50	40.5	23.8	2.34	31.8	10.2	98.0	43.8	24.7	2.35	32.7	10.5	98.2	44.9	25.3	2.36	33.3	10.7	98.3		
		70	58.8	28.0	2.37	36.1	11.8	99.0	62.8	28.9	2.37	37.0	12.2	99.3	64.1	29.5	2.38	37.6	12.4	99.4		
		90	77.1	32.1	2.39	40.3	13.4	100.1	81.7	33.1	2.40	41.3	13.8	100.3	83.2	33.8	2.40	42.0	14.1	100.5		
		110	95.5	36.3	2.42	44.6	15.0	101.1	100.7	37.3	2.42	45.6	15.4	101.4	102.4	38.0	2.42	46.3	15.7	101.6		
	10	50	40.6	23.5	2.30	31.3	10.2	96.3	43.9	24.4	2.30	32.2	10.6	96.4	45.0	25.0	2.31	32.8	10.8	96.6		
		70	59.0	27.6	2.31	35.5	11.9	97.1	62.9	28.5	2.32	36.4	12.3	97.3	64.2	29.2	2.32	37.1	12.6	97.4		
		90	77.3	31.7	2.33	39.6	13.6	97.9	81.8	32.7	2.33	40.6	14.0	98.1	83.3	33.4	2.33	41.3	14.3	98.3		
		110	95.7	35.7	2.35	43.7	15.2	98.7	100.8	36.8	2.35	44.8	15.7	99.0	102.5	37.6	2.35	45.6	16.0	99.1		
110	5	50	41.1	22.2	2.81	31.8	7.9	122.7	44.2	23.2	2.83	32.8	8.2	123.1	45.2	23.8	2.83	33.5	8.4	123.4		
		70	59.0	27.4	2.86	37.2	9.6	124.9	62.9	28.4	2.88	38.2	9.9	125.3	64.2	29.1	2.89	38.9	10.1	125.6		
		90	77.0	32.5	2.91	42.5	11.2	127.0	81.6	33.6	2.93	43.6	11.5	127.5	83.1	34.4	2.94	44.4	11.7	127.8		
		110	94.9	37.7	2.96	47.8	12.7	129.1	100.3	38.9	2.98	49.0	13.1	129.6	102.1	39.7	2.99	49.9	13.3	129.9		
	8	50	41.2	22.0	2.74	31.4	8.0	117.8	44.3	23.0	2.75	32.3	8.4	118.1	45.3	23.6	2.75	33.0	8.6	118.2		
		70	59.2	27.1	2.77	36.5	9.8	119.1	63.0	28.2	2.78	37.7	10.1	119.4	64.2	28.9	2.79	38.4	10.4	119.6		
		90	77.1	32.1	2.81	41.7	11.5	120.4	81.7	33.4	2.82	43.0	11.9	120.7	83.2	34.2	2.82	43.8	12.1	120.9		
		110	95.1	37.2	2.84	46.9	13.1	121.7	100.4	38.6	2.85	48.3	13.5	122.1	102.1	39.5	2.85	49.2	13.8	122.3		
	10	50	41.3	21.9	2.69	31.0	8.1	116.2	44.3	22.8	2.70	32.0	8.5	116.4	45.3	23.5	2.70	32.7	8.7	116.5		
		70	59.2	26.9	2.71	36.1	9.9	117.2	63.0	28.0	2.72	37.3	10.3	117.5	64.3	28.7	2.72	38.0	10.6	117.6		
		90	77.2	31.9	2.74	41.2	11.7	118.2	81.7	33.2	2.74	42.5	12.1	118.5	83.2	34.0	2.74	43.4	12.4	118.7		
		110	95.2	36.9	2.76	46.3	13.4	119.3	100.4	38.4	2.76	47.8	13.9	119.6	102.1	39.3	2.76	48.8	14.2	119.8		

The manufacturer works continually to improve its products. As a result, the design and specifications of each product at the time of order may be changed without notice. Purchaser's approval of this data set signifies that the equipment is acceptable under the provisions of the job specification. Statements and other information contained herein are not express warranties and do not form the basis of any bargain between the parties, but are merely the manufacturer's opinion or commendation of its products.

**ASTON ADVANCED SINGLE HYDRONIC  
WITH OPTIHEAT  
3 TO 5 TONS**

Contractor: \_\_\_\_\_ P.O.: \_\_\_\_\_

Engineer: \_\_\_\_\_

Project Name: \_\_\_\_\_ Unit Tag: \_\_\_\_\_

**050 - Performance Data cont.**

**050-Heating**

Source		Load Flow - 8 GPM							Load Flow - 12 GPM							Load Flow - 15 GPM						
EST °F	Flow GPM	ELT °F	LLT °F	HC MBTUH	Power kW	HE MBTUH	COP	LST °F	LLT °F	HC MBTUH	Power kW	HE MBTUH	COP	LST °F	LLT °F	HC MBTUH	Power kW	HE MBTUH	COP	LST °F		
30	8	60	70.8	43.2	2.60	34.3	4.87	21.2	67.6	43.5	2.54	34.8	5.02	21.0	65.8	43.8	2.48	35.4	5.19	20.9		
		80	91.0	43.9	3.33	32.6	3.87	21.6	87.7	44.3	3.25	33.2	3.99	21.5	85.9	44.6	3.17	33.8	4.12	21.3		
		100	111.2	44.8	4.01	31.1	3.27	22.0	107.9	45.2	3.92	31.8	3.38	21.8	106.1	45.5	3.82	32.5	3.49	21.6		
		130	141.7	46.9	5.19	29.2	2.65	22.5	138.2	47.2	5.07	29.9	2.73	22.3	136.3	47.6	4.95	30.7	2.82	22.1		
	140	Operation not recommended							148.3	47.6	5.80	27.8	2.41	22.8	146.4	48.0	5.66	28.7	2.48	22.6		
	12	60	71.0	44.0	2.61	35.1	4.94	23.7	67.7	44.3	2.55	35.6	5.09	23.6	66.0	44.7	2.49	36.2	5.26	23.5		
		80	91.2	44.9	3.45	33.1	3.81	24.1	87.9	45.2	3.37	33.7	3.94	24.0	86.1	45.6	3.29	34.4	4.06	23.8		
		100	111.4	45.8	4.29	31.1	3.13	24.4	108.0	46.1	4.19	31.8	3.23	24.3	106.2	46.5	4.08	32.5	3.34	24.2		
		130	141.8	47.1	5.55	28.2	2.49	24.9	138.3	47.5	5.41	29.0	2.57	24.8	136.4	47.8	5.28	29.8	2.65	24.7		
	140	Operation not recommended							148.3	47.9	5.82	28.1	2.41	25.0	146.4	48.3	5.68	28.9	2.49	24.8		
	15	60	71.2	44.8	2.63	35.9	5.00	25.1	67.9	45.2	2.56	36.4	5.16	25.0	66.1	45.5	2.50	37.0	5.33	24.9		
		80	91.4	45.6	3.36	34.1	3.98	25.3	88.0	46.0	3.28	34.8	4.11	25.2	86.2	46.3	3.20	35.4	4.24	25.1		
100		111.6	46.3	4.03	32.5	3.37	25.5	108.1	46.6	3.94	33.2	3.47	25.4	106.3	47.0	3.84	33.9	3.59	25.3			
130		141.9	47.5	5.23	29.6	2.66	25.9	138.3	47.8	5.10	30.4	2.75	25.8	136.4	48.2	4.98	31.2	2.84	25.7			
140	Operation not recommended							148.4	48.2	5.84	28.3	2.42	26.1	146.5	48.6	5.70	29.2	2.50	26.0			
50	8	60	72.2	48.7	2.49	40.1	5.72	39.7	68.5	49.0	2.44	40.7	5.90	39.5	66.6	49.4	2.38	41.3	6.09	39.4		
		80	92.6	50.4	3.38	38.8	4.37	40.0	88.8	50.8	3.30	39.5	4.51	39.8	86.8	51.1	3.22	40.2	4.66	39.7		
		100	113.1	52.3	4.07	38.4	3.77	40.1	109.2	52.7	3.98	39.2	3.89	39.9	107.1	53.1	3.88	39.9	4.01	39.7		
		130	144.0	56.0	5.24	38.1	3.13	40.2	139.8	56.4	5.12	39.0	3.23	40.0	137.6	56.9	4.99	39.8	3.34	39.7		
	140	Operation not recommended							150.0	57.4	5.83	37.5	2.89	40.3	147.7	57.9	5.69	38.4	2.98	40.1		
	12	60	72.4	49.6	2.51	41.0	5.80	42.6	68.7	50.0	2.45	41.6	5.98	42.5	66.7	50.4	2.39	42.2	6.18	42.4		
		80	92.9	51.5	3.38	40.0	4.47	42.8	89.0	51.9	3.30	40.7	4.61	42.7	87.0	52.3	3.22	41.3	4.76	42.6		
		100	113.4	53.5	4.25	39.0	3.69	43.0	109.4	53.9	4.15	39.7	3.81	42.9	107.2	54.3	4.05	40.5	3.93	42.7		
		130	144.1	56.4	5.56	37.4	2.97	43.3	139.9	56.8	5.43	38.3	3.07	43.1	137.6	57.2	5.29	39.2	3.17	43.0		
	140	Operation not recommended							150.1	57.8	5.85	37.8	2.89	43.2	147.8	58.2	5.71	38.7	2.99	43.1		
	15	60	72.6	50.5	2.52	41.9	5.88	44.2	68.9	50.9	2.46	42.5	6.07	44.2	66.8	51.3	2.40	43.1	6.26	44.1		
		80	93.1	52.3	3.41	40.7	4.49	44.4	89.2	52.7	3.33	41.3	4.64	44.3	87.1	53.1	3.25	42.0	4.79	44.2		
100		113.5	54.1	4.10	40.1	3.87	44.5	109.5	54.5	4.00	40.8	3.99	44.4	107.3	54.9	3.90	41.6	4.13	44.3			
130		144.2	56.7	5.28	38.7	3.15	44.7	139.9	57.2	5.16	39.6	3.25	44.6	137.7	57.6	5.03	40.4	3.36	44.4			
140	Operation not recommended							150.1	58.2	5.87	38.1	2.90	44.8	147.8	58.6	5.73	39.0	3.00	44.6			
70	8	60	74.2	56.8	2.49	48.3	6.69	57.5	70.2	58.6	2.48	50.1	6.91	57.1	68.0	60.3	2.48	51.8	7.14	56.6		
		80	94.9	59.4	3.74	46.7	4.66	58.0	90.6	60.9	3.72	48.2	4.80	57.6	88.3	62.4	3.69	49.8	4.95	57.2		
		100	115.5	62.1	4.99	45.0	3.65	58.4	111.0	63.4	4.55	47.9	4.08	57.7	108.6	64.8	4.11	50.8	4.62	56.9		
		130	146.5	66.0	6.86	42.6	2.82	59.0	141.7	67.1	6.18	46.0	3.18	58.1	139.1	68.2	5.50	49.5	3.64	57.3		
	140	Operation not recommended							Operation not recommended							149.0	67.6	6.19	46.4	3.20	58.0	
	12	60	74.7	58.7	2.47	50.3	6.97	61.0	70.4	60.1	2.48	51.6	7.11	60.7	68.2	61.4	2.49	53.0	7.24	60.5		
		80	95.4	61.7	3.73	49.0	4.85	61.2	90.9	62.4	3.58	50.2	5.11	61.0	88.4	63.1	3.42	51.4	5.41	60.8		
		100	116.2	64.7	5.00	47.7	3.80	61.5	111.3	64.7	4.67	48.8	4.06	61.3	108.6	64.7	4.35	49.9	4.36	61.1		
		130	147.3	69.2	6.89	45.7	2.94	61.8	141.9	68.2	6.32	46.6	3.16	61.6	139.0	67.2	5.75	47.6	3.43	61.5		
	140	Operation not recommended							Operation not recommended							149.1	68.0	6.21	46.8	3.21	61.6	
	15	60	75.1	60.6	2.44	52.2	7.26	62.8	70.7	61.6	2.47	53.1	7.30	62.7	68.3	62.6	2.50	54.1	7.34	62.6		
		80	96.0	64.0	3.72	51.2	5.03	63.0	91.2	64.4	3.73	51.6	5.06	62.9	88.6	64.8	3.73	52.0	5.09	62.8		
100		116.8	67.4	5.00	50.3	3.94	63.1	111.7	67.2	4.57	51.6	4.31	62.9	108.9	67.0	4.14	52.8	4.75	62.7			
130		148.1	72.5	6.92	48.8	3.07	63.3	142.3	70.8	6.23	49.5	3.33	63.2	139.2	69.1	5.54	50.2	3.66	63.1			
140	Operation not recommended							Operation not recommended							149.1	68.4	6.24	47.2	3.22	63.5		
90	8	60	77.2	68.9	2.36	60.8	8.56	74.3	72.1	69.4	2.32	61.5	8.78	74.2	69.3	69.9	2.28	62.1	9.00	74.0		
		80	97.5	70.0	3.28	58.8	6.26	74.8	92.3	70.5	3.22	59.5	6.41	74.7	89.5	71.1	3.17	60.3	6.57	74.5		
		100	118.4	73.8	4.07	59.9	5.32	74.6	112.9	74.3	4.00	60.7	5.45	74.4	110.0	74.9	3.93	61.5	5.59	74.2		
		130	148.6	74.5	5.55	55.6	3.93	75.7	143.1	75.1	5.46	56.4	4.03	75.5	140.1	75.6	5.36	57.3	4.13	75.2		
	140	Operation not recommended																				
	12	60	77.5	70.2	2.37	62.1	8.68	78.9	72.3	70.7	2.33	62.8	8.90	78.7	69.5	71.3	2.29	63.4	9.13	78.6		
		80	98.7	74.8	4.04	61.1	5.43	79.1	92.9	73.9	3.66	61.4	5.91	79.0	89.7	72.9	3.29	61.7	6.51	78.9		
		100	119.9	79.5	5.71	60.0	4.08	79.2	113.4	77.1	5.00	60.0	4.52	79.2	110.0	74.6	4.28	60.0	5.11	79.2		
		130	151.6	86.5	8.22	58.4	3.08	79.5	144.2	81.8	7.00	57.9	3.43	79.6	140.3	77.2	5.78	57.4	3.91	79.7		
	140	Operation not recommended																				
	15	60	77.9	71.5	2.38	63.4	8.80	81.3	72.5	72.1	2.34	64.1	9.02	81.2	69.7	72.6	2.30	64.8	9.25	81.1		
		80	98.2	72.7	3.31	61.4	6.43	81.6	92.7	73.2	3.26	62.1	6.59	81.5	89.8	73.8	3.20	62.9	6.76	81.4		
100		119.1	76.2	4.09	62.3	5.46	81.4	113.4	76.8	4.02	63.1	5.60	81.3	110.3	77.4	3.95	63.9	5.74	81.2			
130		148.9	75.5	5.59	56.4	3.96	82.2	143.2	76.0	5.49	57.3	4.06	82.1	140.2	76.6	5.40	58.2	4.16	82.0			
140	Operation not recommended																					

4/14/15

The manufacturer works continually to improve its products. As a result, the design and specifications of each product at the time of order may be changed without notice. Purchaser's approval of this data set signifies that the equipment is acceptable under the provisions of the job specification. Statements and other information contained herein are not express warranties and do not form the basis of any bargain between the parties, but are merely the manufacturer's opinion or commendation of its products.

**ASTON ADVANCED SINGLE HYDRONIC  
WITH OPTIHEAT  
3 TO 5 TONS**

Contractor: \_\_\_\_\_ P.O.: \_\_\_\_\_

Engineer: \_\_\_\_\_

Project Name: \_\_\_\_\_ Unit Tag: \_\_\_\_\_

**050 - Performance Data**

**050-Cooling**

Source		Load Flow - 8 GPM							Load Flow - 12 GPM							Load Flow - 15 GPM						
EST °F	Flow GPM	ELT °F	LLT °F	TC MBTUH	Power kW	HR MBTUH	EER	LST °F	LLT °F	TC MBTUH	Power kW	HR MBTUH	EER	LST °F	LLT °F	TC MBTUH	Power kW	HR MBTUH	EER	LST °F		
50	8	50	38.9	44.4	2.27	52.1	19.6	63.0	42.2	45.1	2.27	52.8	19.8	63.2	43.9	45.7	2.27	53.5	20.1	63.4		
		70	58.1	47.7	2.30	55.6	20.7	63.9	61.6	48.4	2.30	56.3	21.0	64.1	63.5	49.1	2.30	57.0	21.3	64.2		
		90	77.2	51.1	2.33	59.0	21.9	64.8	81.0	51.8	2.33	59.7	22.2	64.9	83.0	52.5	2.33	60.5	22.5	65.1		
		110	96.4	54.4	2.37	62.5	23.0	65.6	100.4	55.1	2.36	63.2	23.3	65.8	102.5	55.9	2.36	64.0	23.7	66.0		
	12	50	39.1	43.7	2.25	51.4	19.4	58.9	42.3	44.2	2.26	51.9	19.6	59.0	44.0	44.8	2.26	52.5	19.8	59.1		
		70	58.2	47.1	2.27	54.8	20.7	59.5	61.7	47.7	2.27	55.4	21.0	59.6	63.6	48.3	2.27	56.0	21.2	59.7		
		90	77.4	50.4	2.28	58.2	22.1	60.1	81.1	51.1	2.28	58.9	22.4	60.2	83.1	51.8	2.28	59.6	22.7	60.4		
		110	96.5	53.8	2.30	61.7	23.4	60.7	100.5	54.5	2.30	62.4	23.7	60.8	102.6	55.3	2.30	63.1	24.1	61.0		
	15	50	39.3	43.0	2.24	50.6	19.2	56.7	42.4	43.4	2.25	51.1	19.3	56.8	44.1	43.9	2.25	51.6	19.5	56.9		
		70	58.4	46.4	2.24	54.0	20.7	57.2	61.8	46.9	2.24	54.6	20.9	57.3	63.7	47.5	2.24	55.1	21.2	57.4		
		90	77.5	49.8	2.24	57.4	22.3	57.7	81.2	50.4	2.24	58.1	22.5	57.7	83.2	51.0	2.24	58.7	22.8	57.8		
		110	96.7	53.2	2.23	60.9	23.8	58.1	100.6	53.9	2.23	61.5	24.2	58.2	102.7	54.6	2.23	62.2	24.5	58.3		
70	8	50	40.2	39.1	2.69	48.3	14.5	82.1	43.1	39.7	2.69	48.9	14.7	82.2	44.6	40.3	2.69	49.5	15.0	82.4		
		70	58.6	45.5	2.74	54.8	16.6	83.7	62.0	46.1	2.74	55.5	16.8	83.9	63.8	46.8	2.74	56.1	17.1	84.0		
		90	77.0	51.9	2.79	61.4	18.6	85.4	80.9	52.6	2.79	62.1	18.8	85.5	82.9	53.2	2.79	62.8	19.1	85.7		
		110	95.4	58.3	2.85	68.0	20.5	87.0	99.7	59.0	2.84	68.7	20.7	87.2	102.0	59.7	2.84	69.4	21.0	87.3		
	12	50	40.3	38.6	2.68	47.7	14.4	78.3	43.2	39.2	2.68	48.3	14.6	78.4	44.7	39.7	2.68	48.8	14.8	78.5		
		70	58.7	45.1	2.70	54.3	16.7	79.4	62.1	45.7	2.71	54.9	16.9	79.6	63.8	46.3	2.71	55.5	17.1	79.7		
		90	77.1	51.6	2.73	60.9	18.9	80.6	80.9	52.2	2.73	61.6	19.1	80.7	82.9	52.9	2.73	62.2	19.3	80.8		
		110	95.5	58.0	2.76	67.5	21.0	81.7	99.8	58.8	2.76	68.2	21.3	81.9	102.1	59.5	2.76	68.9	21.5	82.0		
	15	50	40.5	38.1	2.66	47.2	14.3	76.3	43.3	38.6	2.66	47.7	14.5	76.4	44.8	39.1	2.67	48.2	14.7	76.4		
		70	58.8	44.7	2.67	53.8	16.8	77.2	62.1	45.3	2.67	54.4	17.0	77.2	63.9	45.8	2.67	55.0	17.2	77.3		
		90	77.2	51.3	2.67	60.4	19.2	78.0	81.0	51.9	2.67	61.0	19.4	78.1	83.0	52.6	2.68	61.7	19.6	78.2		
		110	95.5	57.8	2.68	67.0	21.6	78.9	99.8	58.6	2.68	67.7	21.9	79.0	102.1	59.3	2.68	68.5	22.1	79.1		
90	8	50	41.5	33.8	3.12	44.4	10.8	101.1	44.0	34.4	3.11	45.0	11.0	101.2	45.3	34.9	3.11	45.5	11.2	101.4		
		70	59.2	43.2	3.18	54.1	13.6	103.5	62.4	43.8	3.18	54.7	13.8	103.7	64.1	44.4	3.18	55.3	14.0	103.8		
		90	76.8	52.7	3.25	63.8	16.2	105.9	80.7	53.3	3.25	64.4	16.4	106.1	82.8	54.0	3.25	65.1	16.6	106.3		
		110	94.5	62.1	3.32	73.5	18.7	108.4	99.1	62.8	3.32	74.1	18.9	108.5	101.5	63.5	3.32	74.8	19.1	108.7		
	12	50	41.6	33.5	3.10	44.1	10.8	97.7	44.1	34.1	3.10	44.6	11.0	97.8	45.4	34.6	3.10	45.2	11.2	97.9		
		70	59.2	43.1	3.14	53.8	13.7	99.4	62.4	43.7	3.14	54.4	13.9	99.5	64.1	44.3	3.14	55.0	14.1	99.6		
		90	76.8	52.7	3.18	63.5	16.6	101.1	80.7	53.4	3.18	64.2	16.8	101.2	82.8	54.0	3.18	64.9	17.0	101.3		
		110	94.4	62.3	3.22	73.3	19.3	102.7	99.0	63.0	3.22	74.0	19.5	102.9	101.5	63.7	3.23	74.8	19.8	103.0		
	15	50	41.7	33.3	3.08	43.8	10.8	95.8	44.1	33.8	3.08	44.3	11.0	95.9	45.4	34.3	3.08	44.8	11.1	96.0		
		70	59.3	43.0	3.09	53.5	13.9	97.1	62.4	43.6	3.10	54.2	14.1	97.2	64.1	44.2	3.10	54.8	14.3	97.3		
		90	76.8	52.7	3.11	63.3	17.0	98.4	80.7	53.4	3.11	64.0	17.2	98.5	82.8	54.1	3.12	64.7	17.4	98.6		
		110	94.4	62.4	3.12	73.1	20.0	99.7	99.0	63.2	3.13	73.9	20.2	99.8	101.5	64.0	3.14	74.7	20.4	100.0		
110	8	50	42.9	28.5	3.54	40.6	8.1	120.1	45.0	29.0	3.54	41.1	8.2	120.3	46.1	29.5	3.53	41.5	8.4	120.4		
		70	59.8	41.0	3.63	53.4	11.3	123.3	62.8	41.6	3.62	53.9	11.5	123.5	64.4	42.1	3.62	54.5	11.6	123.6		
		90	76.6	53.5	3.71	66.2	14.4	126.5	80.6	54.1	3.71	66.8	14.6	126.7	82.7	54.7	3.71	67.4	14.7	126.8		
		110	93.5	66.0	3.80	79.0	17.4	129.7	98.4	66.7	3.80	79.6	17.5	129.9	101.0	67.3	3.80	80.3	17.7	130.1		
	12	50	42.9	28.5	3.52	40.5	8.1	117.0	45.0	29.0	3.52	41.0	8.2	117.1	46.1	29.5	3.52	41.5	8.4	117.2		
		70	59.7	41.1	3.57	53.3	11.5	119.3	62.7	41.7	3.57	53.9	11.7	119.4	64.4	42.3	3.57	54.5	11.8	119.5		
		90	76.5	53.8	3.63	66.2	14.8	121.5	80.5	54.5	3.63	66.9	15.0	121.6	82.6	55.2	3.63	67.6	15.2	121.8		
		110	93.4	66.5	3.68	79.1	18.1	123.7	98.3	67.2	3.69	79.8	18.2	123.9	100.9	68.0	3.69	80.6	18.4	124.0		
	15	50	42.9	28.4	3.50	40.4	8.1	115.4	45.0	29.0	3.50	40.9	8.3	115.5	46.1	29.5	3.50	41.4	8.4	115.5		
		70	59.7	41.3	3.52	53.3	11.7	117.1	62.7	41.9	3.53	53.9	11.9	117.2	64.3	42.6	3.53	54.6	12.1	117.3		
		90	76.5	54.1	3.54	66.2	15.3	118.8	80.5	54.9	3.55	67.0	15.5	118.9	82.6	55.6	3.56	67.8	15.6	119.0		
		110	93.3	67.0	3.56	79.1	18.8	120.6	98.2	67.8	3.57	80.0	19.0	120.7	100.8	68.7	3.59	80.9	19.1	120.8		

7/8/14

The manufacturer works continually to improve its products. As a result, the design and specifications of each product at the time of order may be changed without notice. Purchaser's approval of this data set signifies that the equipment is acceptable under the provisions of the job specification. Statements and other information contained herein are not express warranties and do not form the basis of any bargain between the parties, but are merely the manufacturer's opinion or commendation of its products.



**ASTON ADVANCED SINGLE HYDRONIC  
WITH OPTIHEAT  
3 TO 5 TONS**

Contractor: \_\_\_\_\_ P.O.: \_\_\_\_\_

Engineer: \_\_\_\_\_

Project Name: \_\_\_\_\_ Unit Tag: \_\_\_\_\_

**066 - Performance Data cont.**

**066-Heating**

Source		Load Flow - 10 GPM							Load Flow - 15 GPM					Load Flow - 20 GPM							
EST °F	Flow GPM	ELT °F	LLT °F	HC MBTUH	Power kW	HE MBTUH	COP	LST °F	LLT °F	HC MBTUH	Power kW	HE MBTUH	COP	LST °F	LLT °F	HC MBTUH	Power kW	HE MBTUH	COP	LST °F	
30	10	60	70.6	53.2	3.05	42.8	5.12	21.2	67.1	53.6	2.98	43.5	5.28	21.0	65.4	54.0	2.90	44.1	5.45	20.9	
		80	90.8	54.1	3.96	40.6	4.00	21.6	87.3	54.5	3.87	41.3	4.13	21.5	85.5	54.9	3.77	42.0	4.27	21.3	
		100	111.0	55.2	5.14	37.7	3.15	22.2	107.4	55.6	5.02	38.5	3.25	22.1	105.6	56.0	4.90	39.3	3.36	21.9	
		130	141.5	57.7	6.88	34.2	2.46	23.0	137.7	58.1	6.72	35.2	2.54	22.7	135.9	58.5	6.55	36.2	2.62	22.5	
	140	Operation not recommended							147.8	58.5	7.51	32.9	2.28	23.2	145.9	58.9	7.33	33.9	2.36	23.0	
	60	70.8	54.2	3.06	43.8	5.19	24.0	67.3	54.6	2.99	44.4	5.36	23.9	65.5	55.1	2.92	45.1	5.53	23.8		
	80	91.1	55.3	4.23	40.9	3.83	24.4	87.4	55.7	4.13	41.6	3.96	24.3	85.6	56.1	4.03	42.4	4.09	24.2		
	100	111.3	56.3	5.39	37.9	3.06	24.8	107.6	56.8	5.26	38.8	3.16	24.7	105.7	57.2	5.14	39.7	3.26	24.5		
	130	141.6	57.9	7.14	33.5	2.38	25.4	137.8	58.3	6.97	34.6	2.45	25.2	135.9	58.8	6.80	35.6	2.53	25.1		
	140	Operation not recommended							147.9	58.9	7.54	33.2	2.29	25.4	145.9	59.3	7.35	34.2	2.36	25.3	
	60	71.1	55.3	3.08	44.8	5.26	25.4	67.4	55.7	3.01	45.4	5.43	25.3	65.6	56.1	2.93	46.1	5.61	25.2		
	80	91.2	56.1	4.00	42.5	4.11	25.6	87.5	56.6	3.91	43.2	4.25	25.5	85.7	57.0	3.81	44.0	4.38	25.5		
100	111.4	57.0	5.17	39.4	3.24	25.9	107.7	57.5	5.04	40.3	3.34	25.8	105.8	57.9	4.92	41.1	3.45	25.8			
130	141.7	58.4	6.93	34.8	2.47	26.4	137.8	58.9	6.77	35.8	2.55	26.3	135.9	59.3	6.60	36.8	2.63	26.2			
140	Operation not recommended							147.9	59.3	7.56	33.4	2.30	26.6	146.0	59.7	7.38	34.5	2.37	26.4		
50	10	60	72.8	64.2	3.10	53.6	6.08	38.9	68.6	64.7	3.02	54.4	6.27	38.8	66.5	65.2	2.95	55.1	6.48	38.6	
		80	93.3	66.4	4.11	52.4	4.74	39.2	88.9	66.9	4.01	53.2	4.89	39.0	86.7	67.4	3.91	54.1	5.05	38.9	
		100	113.6	67.9	5.38	49.5	3.70	39.8	109.1	68.4	5.25	50.5	3.82	39.6	106.9	68.9	5.12	51.4	3.94	39.4	
		130	144.0	70.0	7.09	45.8	2.89	40.6	139.4	70.6	6.92	46.9	2.99	40.3	137.1	71.1	6.75	48.0	3.09	40.1	
	140	Operation not recommended							149.5	71.3	7.73	45.0	2.71	40.7	147.2	71.9	7.54	46.2	2.79	40.5	
	60	73.1	65.5	3.11	54.8	6.16	42.5	68.8	65.9	3.04	55.6	6.36	42.4	66.6	66.4	2.97	56.3	6.57	42.3		
	80	93.4	66.9	4.32	52.2	4.54	42.8	89.0	67.4	4.22	53.0	4.68	42.7	86.8	67.9	4.11	53.9	4.84	42.6		
	100	113.7	68.4	5.53	49.5	3.62	43.2	109.2	68.9	5.40	50.5	3.74	43.1	106.9	69.4	5.26	51.4	3.86	42.9		
	130	144.1	70.5	7.34	45.5	2.82	43.7	139.5	71.1	7.16	46.6	2.91	43.6	137.2	71.6	6.99	47.8	3.00	43.4		
	140	Operation not recommended							149.6	71.8	7.75	45.3	2.71	43.8	147.2	72.3	7.56	46.5	2.80	43.6	
	60	73.3	66.7	3.13	56.0	6.25	44.2	69.0	67.2	3.05	56.8	6.45	44.1	66.8	67.7	2.98	57.5	6.66	44.1		
	80	93.8	69.0	4.15	54.8	4.87	44.4	89.3	69.5	4.05	55.7	5.03	44.3	87.0	70.0	3.95	56.5	5.19	44.2		
100	114.0	70.1	5.41	51.7	3.80	44.7	109.4	70.7	5.28	52.7	3.92	44.6	107.1	71.2	5.15	53.6	4.05	44.5			
130	144.2	70.9	7.14	46.6	2.91	45.2	139.5	71.5	6.97	47.7	3.00	45.1	137.2	72.0	6.80	48.8	3.10	45.0			
140	Operation not recommended							149.6	72.3	7.78	45.7	2.72	45.3	147.3	72.8	7.59	46.9	2.81	45.2		
70	10	60	74.2	70.8	3.11	60.2	6.67	57.6	69.9	74.1	3.05	63.7	7.12	56.9	67.7	77.3	2.99	67.1	7.59	56.2	
		80	94.3	71.3	4.43	56.2	4.72	58.4	90.0	75.0	4.30	60.3	5.12	57.6	87.9	78.7	4.17	64.5	5.54	56.7	
		100	114.4	71.8	5.74	52.2	3.66	59.2	110.2	76.2	5.56	57.2	4.02	58.2	108.1	80.5	5.37	62.2	4.39	57.2	
		130	144.5	72.5	7.71	46.2	2.76	60.5	140.5	78.4	7.42	53.1	3.10	59.1	138.4	84.3	7.14	59.9	3.46	57.6	
	140	Operation not recommended							148.5	85.0	7.73	58.6	3.22	57.9							
	60	74.8	74.2	3.13	63.5	6.95	61.3	70.2	76.5	3.07	66.0	7.31	60.9	67.9	78.8	3.00	68.6	7.69	60.6		
	80	95.0	74.9	4.46	59.6	4.92	61.8	90.4	77.7	4.32	62.9	5.26	61.4	88.0	80.5	4.19	66.2	5.63	60.9		
	100	115.1	75.5	5.79	55.8	3.82	62.3	110.5	78.9	5.58	59.8	4.14	61.8	108.2	82.2	5.38	63.8	4.48	61.2		
	130	145.3	76.6	7.79	50.0	2.88	63.1	140.8	80.6	7.47	55.1	3.16	62.4	138.5	84.7	7.16	60.3	3.47	61.7		
	140	Operation not recommended							148.6	85.6	7.75	59.1	3.23	61.9							
	60	75.5	77.5	3.14	66.8	7.23	63.1	70.5	78.9	3.08	68.4	7.51	62.9	68.0	80.3	3.02	70.0	7.80	62.8		
	80	95.7	78.4	4.49	63.1	5.12	63.5	90.7	80.1	4.35	65.2	5.40	63.3	88.2	81.8	4.21	67.4	5.69	63.1		
100	115.9	79.3	5.84	59.4	3.98	63.9	110.8	81.3	5.62	62.1	4.24	63.6	108.3	83.2	5.40	64.8	4.52	63.3			
130	146.1	80.7	7.86	53.8	3.01	64.5	141.1	83.0	7.52	57.3	3.23	64.1	138.5	85.4	7.19	60.9	3.48	63.7			
140	Operation not recommended							148.6	86.1	7.78	59.6	3.24	63.9								
90	10	60	77.3	86.3	3.14	75.6	8.04	74.4	71.6	87.0	3.09	76.4	8.25	74.2	68.8	87.6	3.04	77.3	8.45	74.1	
		80	98.6	93.0	4.03	79.2	6.77	73.7	92.5	93.7	3.96	80.2	6.93	73.5	89.4	94.4	3.89	81.1	7.11	73.3	
		100	119.2	95.8	5.05	78.6	5.57	73.8	112.9	96.6	4.96	79.6	5.70	73.6	109.7	97.3	4.88	80.6	5.85	73.4	
		130	149.5	97.7	7.14	73.4	4.01	74.9	143.1	98.5	7.02	74.5	4.11	74.6	139.9	99.2	6.90	75.7	4.21	74.4	
	140	Operation not recommended																			
	60	77.6	88.0	3.16	77.2	8.16	79.4	71.8	88.6	3.11	78.0	8.36	79.3	68.9	89.3	3.05	78.9	8.57	79.2		
	80	97.6	88.2	4.64	72.4	5.58	80.1	91.9	89.6	4.46	74.4	5.89	79.8	89.1	91.0	4.28	76.3	6.22	79.5		
	100	117.7	88.4	6.11	67.5	4.24	80.7	112.1	90.5	5.81	70.7	4.56	80.3	109.3	92.6	5.51	73.8	4.92	79.9		
	130	147.7	88.7	8.32	60.3	3.12	81.7	142.3	91.9	7.84	65.1	3.44	81.0	139.5	95.1	7.36	70.0	3.79	80.4		
	140	Operation not recommended																			
	60	77.9	89.6	3.18	78.8	8.27	81.9	72.0	90.3	3.12	79.7	8.48	81.8	69.1	91.0	3.07	80.5	8.69	81.7		
	80	99.3	96.5	4.07	82.7	6.96	81.5	93.0	97.3	4.00	83.6	7.13	81.4	89.8	98.0	3.93	84.6	7.31	81.3		
100	119.8	99.0	5.07	81.7	5.72	81.6	113.3	99.7	4.99	82.7	5.86	81.5	110.1	100.5	4.90	83.8	6.01	81.4			
130	149.8	99.0	7.19	74.4	4.03	82.3	143.3	99.7	7.07	75.6	4.13	82.2	140.1	100.5	6.95	76.8	4.24	82.1			
140	Operation not recommended																				

4/14/15

The manufacturer works continually to improve its products. As a result, the design and specifications of each product at the time of order may be changed without notice. Purchaser's approval of this data set signifies that the equipment is acceptable under the provisions of the job specification. Statements and other information contained herein are not express warranties and do not form the basis of any bargain between the parties, but are merely the manufacturer's opinion or commendation of its products.

**ASTON ADVANCED SINGLE HYDRONIC  
WITH OPTIHEAT  
3 TO 5 TONS**

Contractor: \_\_\_\_\_ P.O.: \_\_\_\_\_

Engineer: \_\_\_\_\_

Project Name: \_\_\_\_\_ Unit Tag: \_\_\_\_\_

**066 - Performance Data cont.**

**066-Cooling**

Source		Load Flow - 10 GPM							Load Flow - 15 GPM							Load Flow - 20 GPM						
EST °F	Flow GPM	ELT °F	LLT °F	TC MBTUH	Power kW	HR MBTUH	EER	LST °F	LLT °F	TC MBTUH	Power kW	HR MBTUH	EER	LST °F	LLT °F	TC MBTUH	Power kW	HR MBTUH	EER	LST °F		
50	10	50	39.8	51.1	2.98	61.3	17.2	62.3	43.1	51.8	2.99	62.1	17.3	62.4	44.7	52.6	3.00	62.8	17.5	62.6		
		70	58.9	55.3	3.02	65.6	18.3	63.1	62.5	55.9	3.03	66.3	18.4	63.3	64.3	56.5	3.04	66.9	18.6	63.4		
		90	78.1	59.5	3.07	69.9	19.4	64.0	82.0	60.0	3.07	70.5	19.5	64.1	84.0	60.5	3.07	71.0	19.7	64.2		
		110	97.3	63.7	3.11	74.3	20.4	64.9	101.5	64.0	3.11	74.7	20.6	64.9	103.6	64.4	3.11	75.0	20.7	65.0		
	15	50	40.0	50.0	2.90	59.8	17.2	58.0	43.2	50.7	2.91	60.6	17.4	58.1	44.9	51.4	2.92	61.4	17.6	58.2		
		70	59.2	53.8	2.93	63.8	18.4	58.5	62.7	54.4	2.94	64.4	18.5	58.6	64.5	55.0	2.94	65.1	18.7	58.7		
		90	78.5	57.6	2.96	67.7	19.5	59.0	82.2	58.1	2.97	68.3	19.6	59.1	84.1	58.7	2.97	68.8	19.7	59.2		
		110	97.7	61.5	2.99	71.7	20.6	59.6	101.8	61.9	2.99	72.1	20.7	59.6	103.8	62.3	3.00	72.5	20.8	59.7		
	20	50	40.2	48.8	2.82	58.4	17.3	55.8	43.4	49.5	2.82	59.2	17.5	55.9	45.0	50.3	2.83	59.9	17.7	56.0		
		70	59.5	52.3	2.83	61.9	18.4	56.2	62.9	52.9	2.84	62.6	18.6	56.3	64.6	53.6	2.85	63.3	18.8	56.3		
		90	78.8	55.8	2.85	65.5	19.6	56.6	82.5	56.3	2.86	66.1	19.7	56.6	84.3	56.8	2.87	66.6	19.8	56.7		
		110	98.1	59.3	2.87	69.1	20.7	56.9	102.0	59.7	2.88	69.5	20.7	57.0	104.0	60.1	2.89	70.0	20.8	57.0		
70	10	50	40.4	47.8	3.68	60.4	13.0	82.1	43.5	48.7	3.70	61.4	13.2	82.3	45.0	49.7	3.72	62.4	13.4	82.5		
		70	59.3	53.7	3.76	66.6	14.3	83.3	62.7	54.5	3.77	67.4	14.5	83.5	64.5	55.4	3.78	68.3	14.6	83.7		
		90	78.1	59.6	3.83	72.7	15.6	84.5	82.0	60.3	3.84	73.5	15.7	84.7	83.9	61.1	3.85	74.2	15.9	84.8		
		110	96.9	65.5	3.91	78.9	16.8	85.8	101.2	66.1	3.91	79.5	16.9	85.9	103.3	66.7	3.92	80.1	17.0	86.0		
	15	50	40.6	47.1	3.59	59.4	13.1	77.9	43.6	48.1	3.61	60.4	13.3	78.1	45.1	49.0	3.62	61.4	13.5	78.2		
		70	59.4	52.8	3.65	65.2	14.5	78.7	62.9	53.6	3.66	66.1	14.6	78.8	64.6	54.4	3.67	67.0	14.8	78.9		
		90	78.3	58.4	3.70	71.0	15.8	79.5	82.1	59.1	3.71	71.8	15.9	79.6	84.0	59.8	3.72	72.5	16.1	79.7		
		110	97.2	64.0	3.76	76.9	17.0	80.2	101.4	64.6	3.77	77.5	17.1	80.3	103.5	65.2	3.78	78.1	17.3	80.4		
	20	50	40.7	46.5	3.50	58.4	13.3	75.8	43.7	47.4	3.51	59.4	13.5	75.9	45.2	48.4	3.53	60.5	13.7	76.0		
		70	59.6	51.8	3.54	63.9	14.6	76.4	63.0	52.7	3.55	64.8	14.8	76.5	64.7	53.5	3.56	65.6	15.0	76.6		
		90	78.6	57.2	3.57	69.4	16.0	76.9	82.3	57.9	3.59	70.1	16.1	77.0	84.1	58.6	3.60	70.8	16.3	77.1		
		110	97.5	62.5	3.61	74.9	17.3	77.5	101.6	63.1	3.62	75.4	17.4	77.5	103.6	63.6	3.64	76.0	17.5	77.6		
90	10	50	41.1	44.5	4.39	59.5	10.2	101.9	43.9	45.6	4.41	60.7	10.4	102.1	45.3	46.8	4.43	61.9	10.5	102.4		
		70	59.6	52.2	4.49	67.5	11.6	103.5	62.9	53.2	4.51	68.6	11.8	103.7	64.6	54.2	4.53	69.7	12.0	103.9		
		90	78.0	59.8	4.60	75.5	13.0	105.1	81.9	60.7	4.61	76.4	13.2	105.3	83.8	61.6	4.63	77.4	13.3	105.5		
		110	96.5	67.4	4.70	83.5	14.3	106.7	100.9	68.3	4.71	84.3	14.5	106.9	103.1	69.1	4.72	85.2	14.6	107.0		
	15	50	41.1	44.3	4.29	59.0	10.3	97.9	43.9	45.5	4.31	60.2	10.6	98.0	45.3	46.7	4.33	61.4	10.8	98.2		
		70	59.6	51.8	4.37	66.7	11.9	98.9	63.0	52.8	4.38	67.7	12.0	99.0	64.6	53.8	4.40	68.8	12.2	99.2		
		90	78.2	59.2	4.45	74.4	13.3	99.9	82.0	60.1	4.46	75.3	13.5	100.0	83.9	60.9	4.48	76.2	13.6	100.2		
		110	96.7	66.6	4.53	82.1	14.7	100.9	101.0	67.4	4.54	82.8	14.8	101.0	103.2	68.1	4.55	83.6	15.0	101.1		
	20	50	41.2	44.1	4.19	58.4	10.5	95.8	44.0	45.4	4.20	59.7	10.8	96.0	45.3	46.6	4.22	61.0	11.0	96.1		
		70	59.7	51.4	4.24	65.8	12.1	96.6	63.0	52.4	4.26	66.9	12.3	96.7	64.7	53.4	4.27	68.0	12.5	96.8		
		90	78.3	58.6	4.30	73.2	13.6	97.3	82.1	59.4	4.31	74.1	13.8	97.4	84.0	60.3	4.33	75.0	13.9	97.5		
		110	96.8	65.8	4.35	80.7	15.1	98.1	101.1	66.5	4.37	81.4	15.2	98.1	103.3	67.1	4.38	82.1	15.3	98.2		
110	10	50	41.8	41.2	5.09	58.6	8.1	121.7	44.3	42.5	5.12	60.0	8.3	122.0	45.6	43.9	5.15	61.4	8.5	122.3		
		70	59.9	50.6	5.22	68.4	9.7	123.7	63.1	51.8	5.25	69.7	9.9	123.9	64.7	53.0	5.28	71.0	10.1	124.2		
		90	78.0	60.0	5.36	78.3	11.2	125.7	81.9	61.1	5.38	79.4	11.4	125.9	83.8	62.2	5.40	80.6	11.5	126.1		
		110	96.1	69.3	5.50	88.1	12.6	127.6	100.6	70.4	5.51	89.2	12.8	127.8	102.9	71.4	5.53	90.2	12.9	128.0		
	15	50	41.7	41.5	4.98	58.5	8.3	117.8	44.3	42.9	5.01	60.0	8.6	118.0	45.6	44.3	5.03	61.5	8.8	118.2		
		70	59.9	50.7	5.09	68.1	10.0	119.1	63.1	52.0	5.11	69.4	10.2	119.3	64.7	53.2	5.13	70.7	10.4	119.4		
		90	78.0	60.0	5.19	77.7	11.6	120.4	81.9	61.0	5.21	78.8	11.7	120.5	83.8	62.1	5.23	79.9	11.9	120.7		
		110	96.2	69.2	5.30	87.3	13.1	121.6	100.7	70.1	5.31	88.2	13.2	121.8	102.9	71.0	5.33	89.2	13.3	121.9		
	20	50	41.6	41.8	4.87	58.4	8.6	115.8	44.2	43.3	4.89	60.0	8.8	116.0	45.5	44.8	4.91	61.5	9.1	116.2		
		70	59.8	50.9	4.95	67.8	10.3	116.8	63.0	52.1	4.97	69.1	10.5	116.9	64.7	53.4	4.98	70.4	10.7	117.0		
		90	78.0	60.0	5.02	77.1	11.9	117.7	81.9	61.0	5.04	78.2	12.1	117.8	83.8	62.0	5.06	79.2	12.3	117.9		
		110	96.2	69.1	5.10	86.4	13.6	118.6	100.7	69.8	5.11	87.3	13.7	118.7	102.9	70.6	5.13	88.1	13.8	118.8		

7/8/14

The manufacturer works continually to improve its products. As a result, the design and specifications of each product at the time of order may be changed without notice. Purchaser's approval of this data set signifies that the equipment is acceptable under the provisions of the job specification. Statements and other information contained herein are not express warranties and do not form the basis of any bargain between the parties, but are merely the manufacturer's opinion or commendation of its products.

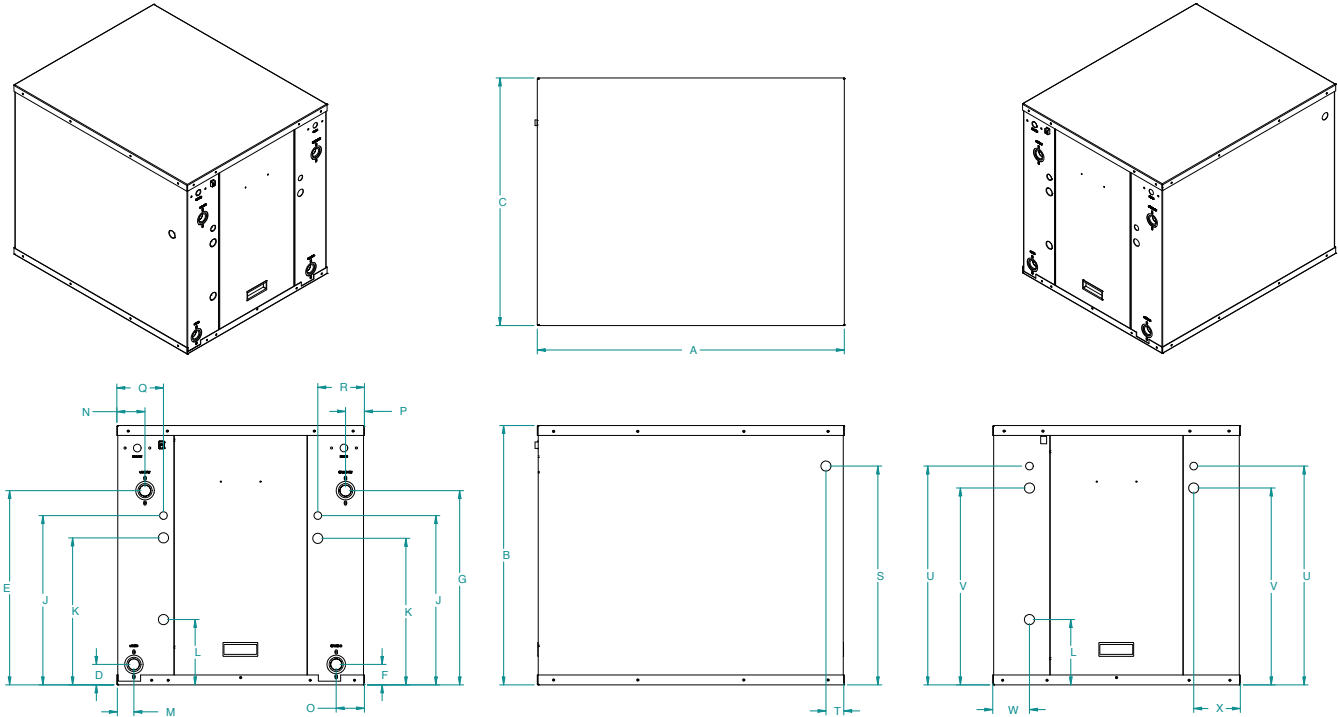
**ASTON ADVANCED SINGLE HYDRONIC  
WITH OPTIHEAT  
3 TO 5 TONS**

Contractor: \_\_\_\_\_ P.O.: \_\_\_\_\_

Engineer: \_\_\_\_\_

Project Name: \_\_\_\_\_ Unit Tag: \_\_\_\_\_

**Dimensional Data**



Model	Overall Cabinet			Water Connections						Electrical Knockouts			
	A	B	C	D	E	F	G			J	K	L	
	Depth	Height	Width	Load Liquid In	Load Liquid Out	Source Liquid In	Source Liquid Out	Load Water FPT	Source Water FPT	1/2" cond Low Voltage	3/4" cond High Voltage	3/4" cond High Voltage	
040	in.	31.0	26.2	25.0	2.1	19.6	2.1	19.6	1"	1"	17.1	14.8	6.5
	mm	787.4	665.5	635.0	53.3	497.8	53.3	497.8	25.4	25.4	434.3	375.9	165.0
050	in.	31.0	26.2	25.0	2.2	20.6	2.2	20.6	1-1/4"	1-1/4"	17.1	14.8	6.5
	mm	787.4	665.5	635.0	55.9	523.2	55.9	523.2	31.8	31.8	434.3	375.9	165.0
066	in.	31.0	26.2	25.0	2.4	23.3	2.4	23.3	1-1/4"	1-1/4"	18.0	15.8	6.5
	mm	787.4	665.5	635.0	61.0	592.0	61.0	592.0	31.8	31.8	457.0	401.0	165.0

Model	Water Connections				Electrical Knockout		Electrical Knockout	Electrical Knockout	Electrical Knockout	Electrical Knockout			
	M	N	O	P	Q	R	S	T	U	V	W	X	
	Load Liquid In	Load Liquid Out	Source Liquid In	Source Liquid Out	High/Low Voltage	High/Low Voltage	Power Supply	Power Supply	Low Voltage	Power Supply	High/Low Voltage	High/Low Voltage	
040	in.	1.6	2.8	2.8	1.6	4.7	4.7	22.0	1.8	22.0	19.8	3.7	3.7
	mm	40.6	69.9	69.9	40.6	119.4	119.4	559.0	45.7	559.0	503.0	94.0	94.0
050	in.	1.8	3.6	3.6	2.0	4.7	4.7	22.0	1.8	22.0	19.8	3.7	3.7
	mm	45.7	91.4	91.4	50.8	119.4	119.4	559.0	45.7	559.0	503.0	94.0	94.0
066	in.	1.8	4.0	4.0	1.8	4.7	4.7	22.0	1.8	22.0	19.8	3.7	3.7
	mm	45.7	101.6	101.6	45.7	119.4	119.4	559.0	45.7	559.0	503.0	94.0	94.0

The manufacturer works continually to improve its products. As a result, the design and specifications of each product at the time of order may be changed without notice. Purchaser's approval of this data set signifies that the equipment is acceptable under the provisions of the job specification. Statements and other information contained herein are not express warranties and do not form the basis of any bargain between the parties, but are merely the manufacturer's opinion or commendation of its products.

**ASTON ADVANCED SINGLE HYDRONIC  
WITH OPTIHEAT  
3 TO 5 TONS**

Contractor: \_\_\_\_\_ P.O.: \_\_\_\_\_

Engineer: \_\_\_\_\_

Project Name: \_\_\_\_\_ Unit Tag: \_\_\_\_\_

## Physical Data

Model	040	050	066
Compressor (1 each)	Scroll		
Factory Charge R410A, oz [kg]	94 [2.66]	108 [3.06]	142 [4.02]
Coax & Piping Water Volume - gal [l]	1.0 [3.94]	1.4 [5.25]	1.6 [6.13]
Weight - Operating, lb [kg]	313 [142.0]	348 [157.9]	368 [166.9]
Weight - Packaged, lb [kg]	328 [148.8]	363 [164.7]	383 [173.7]

6/13/19

## Electrical Data

Model	Rated Voltage	Voltage Min/Max	Compressor				Load Pump	Source Pump	Total Unit FLA	Min Ckt Amp	Maximum Fuse/HACR
			MCC	RLA	LRA	LRA*					
040	208-230/60/1	198/254	27.7	17.8	135.0	47.0	1.8	5.4	25.0	29.5	45
050	208-230/60/1	198/254	37.8	24.2	178.0	-	1.8	5.4	31.4	37.5	60
066	208-230/60/1	198/254	40.3	25.8	178.0	-	1.8	5.4	33.0	39.5	60

Notes: All fuses type "D" time delay (or HACR circuit breaker in USA).

Source pump amps shown are for up to a 1/2 HP pump

Load pump amps shown are for small circulators.

\*LRA with IntelliStart installed

7/08/14

Contractor: \_\_\_\_\_ P.O.: \_\_\_\_\_

Engineer: \_\_\_\_\_

Project Name: \_\_\_\_\_ Unit Tag: \_\_\_\_\_

## Pressure Drop

Model	GPM	Pressure Drop (psi)						
		30°F	50°F	70°F	90°F	110°F	130°F	150°F
040	5.0	0.9	0.6	0.6	0.5	0.5	0.4	0.3
	7.5	2.3	2.1	2.0	1.9	1.8	1.6	1.5
	10.0	3.7	3.5	3.3	3.2	3.0	2.8	2.7
	12.5	5.0	4.7	4.4	4.2	4.1	3.9	3.7
050	8.0	1.7	1.4	1.4	1.3	1.3	1.2	1.1
	11.5	3.6	3.4	3.2	3.0	2.8	2.6	2.5
	15.0	5.6	5.4	5.0	4.6	4.4	4.3	4.1
	18.5	8.3	8.1	7.6	7.2	6.8	6.6	6.4
066	10.0	3.2	3.0	2.8	2.7	2.5	2.4	2.3
	14.5	5.5	5.3	5.1	4.9	4.7	4.6	4.5
	19.0	7.9	7.6	7.3	7.1	6.8	6.6	6.5
	23.5	11.5	11.3	11.0	10.8	10.3	10.1	9.9

7/8/14

Contractor: \_\_\_\_\_ P.O.: \_\_\_\_\_

Engineer: \_\_\_\_\_

Project Name: \_\_\_\_\_ Unit Tag: \_\_\_\_\_

## Correction Factor Tables

Catalog performance can be corrected for antifreeze use. Please use the following table and note the example given.

Antifreeze Type	Antifreeze % by wt	Heating		Cooling		Pressure Drop
		Load	Source	Load	Source	
<b>EWT - °F [°C]</b>		<b>80 [26.7]</b>	<b>30 [-1.1]</b>	<b>50 [10.0]</b>	<b>90 [32.2]</b>	<b>30 [-1.1]</b>
<b>Water</b>	0	1.000	1.000	1.000	1.000	1.000
<b>Ethylene Glycol</b>	10	0.990	0.973	0.976	0.991	1.075
	20	0.978	0.943	0.947	0.979	1.163
	30	0.964	0.917	0.921	0.965	1.225
	40	0.953	0.890	0.897	0.955	1.324
	50	0.942	0.865	0.872	0.943	1.419
<b>Propylene Glycol</b>	10	0.981	0.958	0.959	0.981	1.130
	20	0.967	0.913	0.921	0.969	1.270
	30	0.946	0.854	0.869	0.950	1.433
	40	0.932	0.813	0.834	0.937	1.614
	50	0.915	0.770	0.796	0.922	1.816
<b>Ethanol</b>	10	0.986	0.927	0.945	0.991	1.242
	20	0.967	0.887	0.906	0.972	1.343
	30	0.944	0.856	0.869	0.947	1.383
	40	0.926	0.815	0.830	0.930	1.523
	50	0.907	0.779	0.795	0.911	1.639
<b>Methanol</b>	10	0.985	0.957	0.962	0.986	1.127
	20	0.969	0.924	0.929	0.970	1.197
	30	0.950	0.895	0.897	0.951	1.235
	40	0.935	0.863	0.866	0.936	1.323
	50	0.919	0.833	0.836	0.920	1.399



**WARNING: Gray area represents antifreeze concentrations greater than 35% by weight and should be avoided due to the extreme performance penalty they represent.**

### Antifreeze Correction Example

Antifreeze solution is propylene glycol 20% by weight for the source and methanol 10% for the load. Determine the corrected heating at 30°F source and 80°F load as well as pressure drop at 30°F for an O50. Also, determine the corrected cooling at 90°F source and 50°F load.

The corrected heating capacity at 30°F/80°F would be:

$$45,600 \text{ BTU/H} \times 0.913 \times 0.985 = 41,008 \text{ BTU/H}$$

The corrected cooling capacity at 90°F/50°F would be:

$$41,700 \times 0.969 \times 0.962 = 38,871 \text{ BTU/H}$$

The corrected pressure drop at 30°F and 15 GPM would be:

$$5.6 \text{ psi} \times 1.270 = 7.11 \text{ psi}$$

Contractor: \_\_\_\_\_ P.O.: \_\_\_\_\_

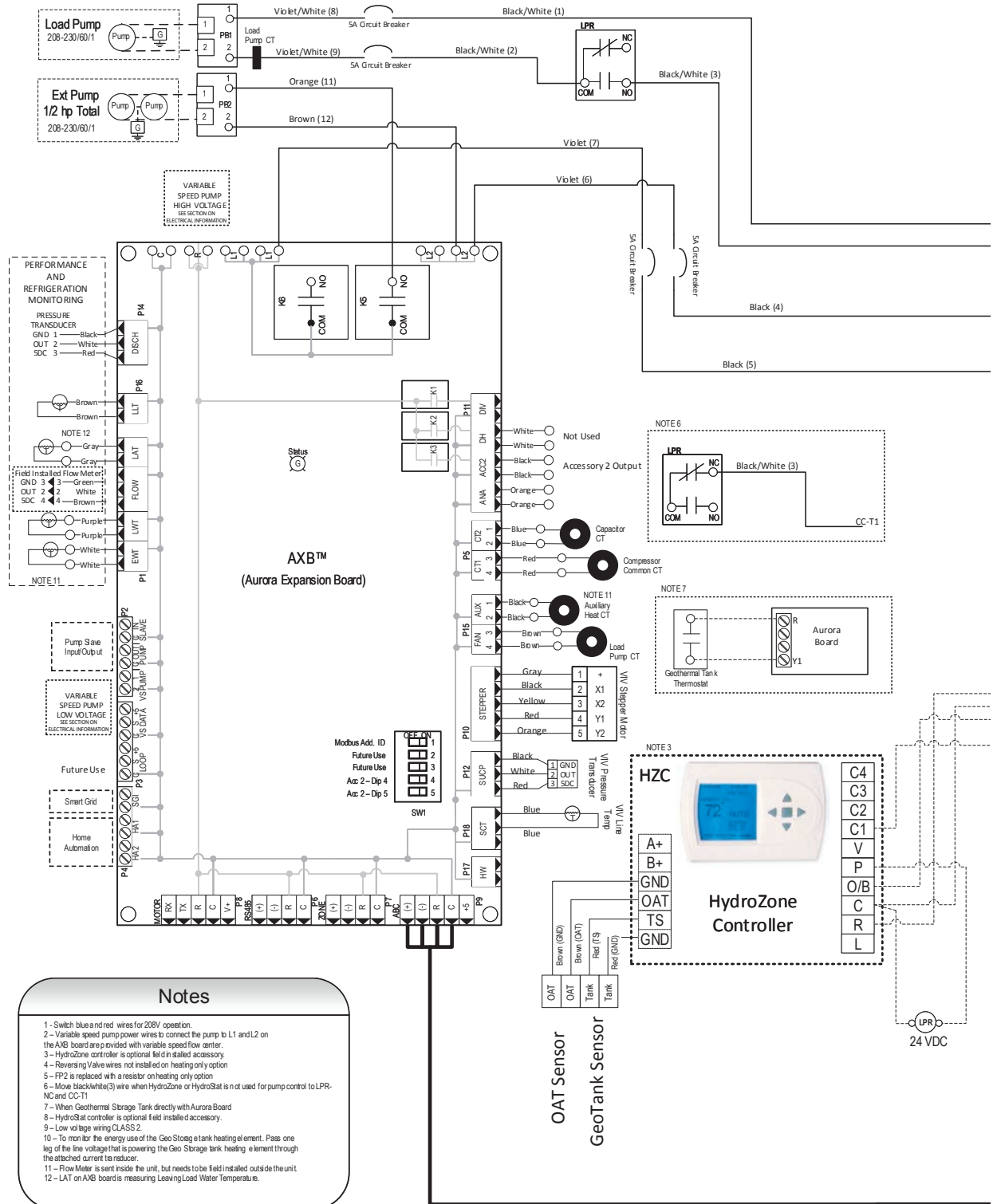
Engineer: \_\_\_\_\_

Project Name: \_\_\_\_\_ Unit Tag: \_\_\_\_\_

# ASTON ADVANCED SINGLE HYDRONIC WITH OPTIHEAT 3 TO 5 TONS

## Wiring Schematics - Residential

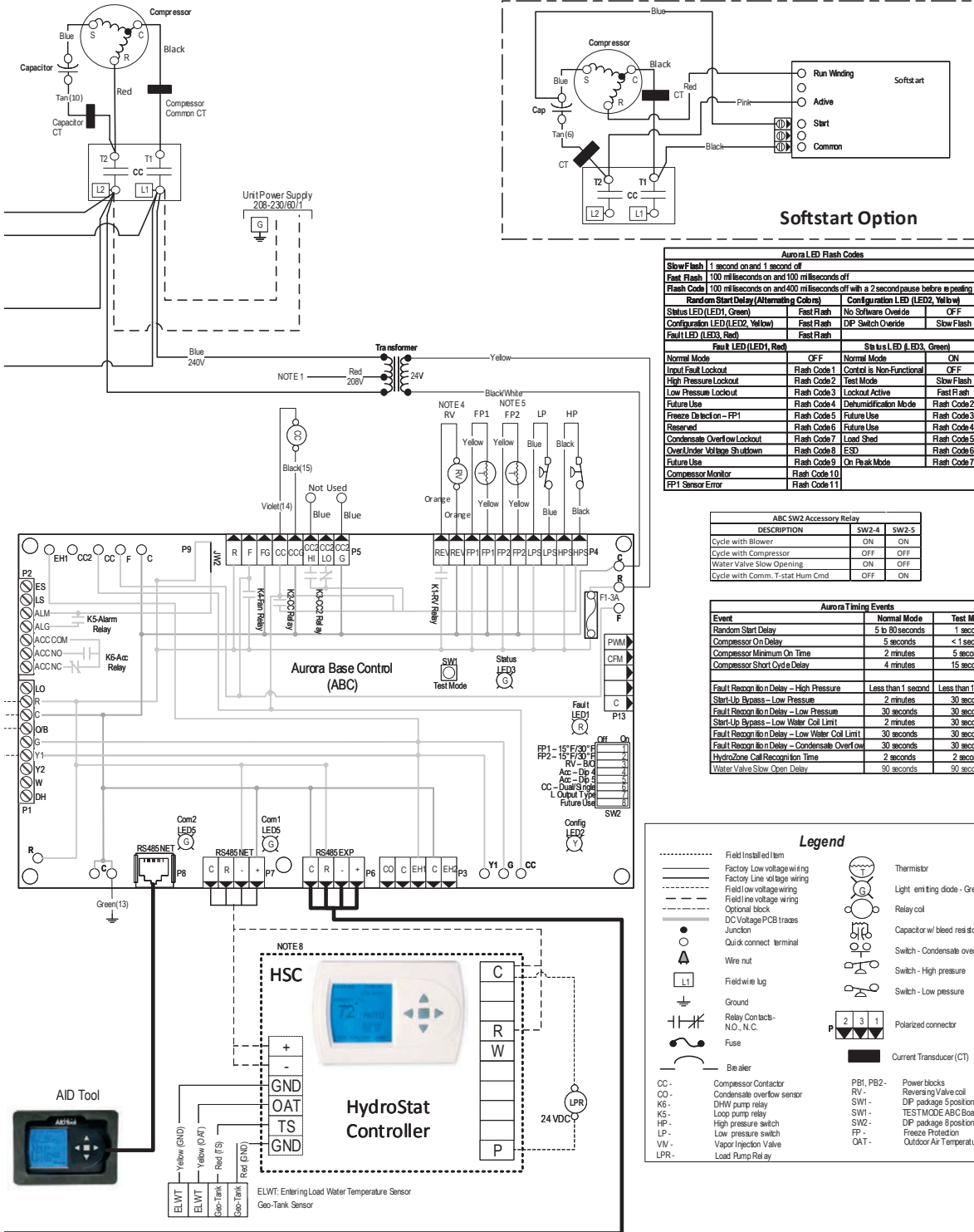
### Aurora Advanced EVI Water-Water 208-230/60/1



Contractor: \_\_\_\_\_ P.O.: \_\_\_\_\_  
 Engineer: \_\_\_\_\_  
 Project Name: \_\_\_\_\_ Unit Tag: \_\_\_\_\_

# Wiring Schematics - Residential cont.

## Aurora Advanced EVI Water-Water 208-230/60/1



The manufacturer works continually to improve its products. As a result, the design and specifications of each product at the time of order may be changed without notice. Purchaser's approval of this data set signifies that the equipment is acceptable under the provisions of the job specification. Statements and other information contained herein are not express warranties and do not form the basis of any bargain between the parties, but are merely the manufacturer's opinion or commendation of its products.



Contractor: \_\_\_\_\_ P.O.: \_\_\_\_\_

Engineer: \_\_\_\_\_

Project Name: \_\_\_\_\_ Unit Tag: \_\_\_\_\_

# Engineering Guide Specifications

### General

The liquid source water-to-water heat pump shall be a single packaged heating only or reverse-cycle heating/cooling unit. The unit shall be listed by a nationally recognized safety-testing laboratory or agency, such as ETL Testing Laboratory, Underwriters Laboratory (UL), or Canadian Standards Association (CSA). The unit shall be rated in accordance with Air Conditioning, Heating, and Refrigeration Institute/International Standards Organization (AHRI/ISO) and Canadian Standards Association (CSA-US). The liquid source water-to-water heat pump unit shall be designed to operate with source liquid temperatures between 50°F [10°C] and 110°F [43.3°C] in cooling, and between 30°F [-1°C] and 90°F [32.2°C] in heating.

### Casing and Cabinet

The cabinet shall be fabricated from heavy-gauge galvanized steel and finished with corrosion-resistant powder coating. This corrosion protection system shall meet the stringent 1,000 hour salt spray test per ASTM B117. The interior shall be insulated with 1/2 in. thick, multi-density, coated glass fiber for noise suppression.

All units shall have separate holes and knockouts for entrance of line voltage and low voltage control wiring. All factory-installed wiring passing through factory knockouts and openings shall be protected from sheet metal edges at openings by plastic ferrules. The control box shall be hinged for ease of service and shall be field switchable from front to back for improved application flexibility with quick attach low voltage harnesses. The control box is shipped standard on the same end as the water connections.

### Refrigerant Circuit

All units shall utilize the non-ozone depleting and low global warming potential refrigerant R-410A. All units shall contain a sealed refrigerant circuit including a hermetic motor-compressor, bidirectional thermostatic expansion valve, reversing valve, coaxial tube water-to-refrigerant heat exchanger, electronic expansion valve (VI circuit), and service ports.

Compressors shall be high-efficiency scroll type designed for vapor injection, heat pump duty and mounted on vibration isolators. The compressor shall be double isolation mounted using selected durometer grommets to provide vibration free compressor mounting. All models will feature a compressor discharge muffler to help quiet compressor gas pulsations. A high density sound attenuating blanket shall be factory installed around the compressor to reduce sound. Compressor motors shall be single-phase PSC with overload protection.

The coaxial water-to-refrigerant heat exchanger shall be designed for low water pressure drop and constructed of a convoluted copper inner tube and a steel outer tube. Refrigerant-to-water heat exchangers shall be of copper inner water tube and steel refrigerant outer tube design, rated to withstand 650 PSIG (4481 kPa) working refrigerant pressure and 450 PSIG (3101 kPa) working water pressure. The thermostatic expansion valve shall provide proper superheat over the entire liquid temperature range with minimal "hunting." The valve shall operate bidirectionally without the use of check valves.

### Piping and Connections

Supply and return water connections shall be 1 in. [25.4 mm] for the 040, 1 1/4 in. [31.75 mm] for the 050-066. The FPT fittings shall be fixed to the cabinet by use of a captive fitting, which eliminates the need for backup pipe wrenches.

### Electrical

A control box shall be located within the unit compressor compartment and shall contain a 75VA transformer with a built-in circuit breaker, 24 volt activated compressor contactor, terminal block for thermostat wiring and solid-state controller for complete unit operation. Electromechanical operation WILL NOT be accepted. Units shall be name-plated for use with time delay fuses or HACR circuit breakers. Unit controls shall be 24 volt and provide heating or cooling as required by the remote thermostat/sensor.

An Aurora, a microprocessor-based controller, interfaces with an external control to monitor and control unit operation shall be provided. The unit control shall provide operational sequencing, high and low pressure switch monitoring, freeze detection, lockout mode control, load and loop pump control, LED status and fault indicators, fault memory, field selectable options, and accessory output. The Lockout signal output shall have a pulsed option so that DDC systems can red specific lockout conditions from the control.

The Aurora Advanced Control shall also feature an Energy Monitoring Package that will provide real time total power consumption, compressor monitoring, On Peak input signal for utility controlled demand programs, loop pump linking for multiple units driving a common flow center and up to two optional home automation inputs. Optional Performance and Refrigerant Monitoring package will provide real time data of the refrigeration circuit.

The manufacturer works continually to improve its products. As a result, the design and specifications of each product at the time of order may be changed without notice. Purchaser's approval of this data set signifies that the equipment is acceptable under the provisions of the job specification. Statements and other information contained herein are not express warranties and do not form the basis of any bargain between the parties, but are merely the manufacturer's opinion or commendation of its products.

Contractor: \_\_\_\_\_ P.O.: \_\_\_\_\_

Engineer: \_\_\_\_\_

Project Name: \_\_\_\_\_ Unit Tag: \_\_\_\_\_

## Engineering Guide Specifications cont.

An optional Aurora Interface Diagnostic (AID) Tool shall communicate with the Aurora control allowing quick and easy access to monitoring, and troubleshooting of any Aurora control. The device shall include the features of fault description, and history, manual operation capability, sensor readings, timings, and other diagnostic tools.

A detachable terminal block with screw terminals will be provided for field control wiring. All units shall have knockouts for entrance of low and line voltage wiring.

**Optional IntelliStart (compressor Soft Starter) (O40 only)** shall be factory installed for use in applications that require low starting amps, reduced compressor start-up noise, off-grid, and improved start-up behavior. IntelliStart shall reduce normal starting current by 60% on 208-230/60/1 units.

### Accessories

#### Hose Kits - Automatic Balancing and Ball Valves with 'Y' strainer (field-installed)

Part Number - WFI-AYH100XF-XXX-24MO  
(1 in. hose kit for O40)  
WFI-AYH125XF-XXX-24MO  
(1 1/4 in. hose kit for O50-O66)

A flexible steel braid hose featuring Kevlar® reinforced EPDM core with ANSI 302/304 stainless steel outer braid and fire rated materials per ASTM E 84-00 (NFPA 255, ANSI/UL 723 & UBC 8-1). Ball valve at one end; swivel connector with adapter at the other end (swivel to adapter connection via fiber or EPDM gasket). Swivel connection provides union between heat pump and piping system. The hoses feature brass fittings, stainless steel ferrules. A "y" strainer is provided on one end for fluid straining and integral "blowdown" valve. A full port ball valve shall be provided with integral P/T (pressure/temperature) port on supply hose and automatic balancing valve with integral P/T ports and full port ball valve on return hose.

#### Hose Kit Specifications:

- Temperature range of 35°F [2°C] to 180°F [82°C].
- Max. working pressure of 400 psi [2756 kPa] for 1/2 in. and 3/4 in. hose kits; max. working pressure of 350 psi [2413 kPa] for 1 in. and 1 1/4 in. hose kits.
- Minimum burst pressure of four times working pressure.

### Geothermal Storage Tanks

Available in 80 or 119 gallon capacities and are specifically designed with large plumbing connections, 2 in. (R-16) insulation, built-in temperature sensor, and *chilled water approved* make these tanks the perfect choice for geothermal hydronic systems. A pair of 1 in. connections on top of the storage tanks allow for easy installation

and trouble-free operation in geothermal hot water assist systems. Large 1-1/2 in. FPT re-circulating side connections (shipped with threaded plugs) are included for high-flow water-to-water units. The upper element provides easy use of auxillary/backup heat. Sandhog low Watt density 4500 Watt Incoloy Steel Heating Element is designed to last 2 to 3 times longer than standard copper heating elements. The lower access panel houses a factory installed thermistor for accurate tank set-point control which is ideal for use with our HydroStat or HydroZone controllers.

#### Symphony/Aurora Weblink (if available)

Symphony is a Wi-Fi enabled smart comfort system for your geothermal heat pump that is unsurpassed in its ease of use, feature set and capability. Symphony marries the sophisticated Aurora controls of your Geothermal System with a web enabled Aurora Weblink Router giving you access to your comfort geothermal heat pump from practically anywhere. Symphony is cloud-based and includes your whole geothermal system and isn't limited to just the thermostat as in other 'smart thermostat' systems. Symphony web-portal provides control over many aspects of your geothermal heat pump including:

- View your geothermal system's operation from anywhere. Great for vacation or second homes.
- Dashboard for quick review of operation, alerts and energy use (if installed).
- Smart Device capability
- Observe and track energy use for the last 13 months (if installed).
- Receive equipment alerts and service reminders (as well as your dealer) via email and texts
- Monitor earth loop and tank temperature of your geothermal heat pump directly (if installed).

**ASTON ADVANCED SINGLE HYDRONIC  
WITH OPTIHEAT  
3 TO 5 TONS**

Contractor: \_\_\_\_\_ P.O.: \_\_\_\_\_

Engineer: \_\_\_\_\_

Project Name: \_\_\_\_\_ Unit Tag: \_\_\_\_\_

## Revision Guide

---

<b>Pages:</b>	<b>Description:</b>	<b>Date:</b>	<b>By:</b>
1, 11	3 Inch Larger Cabinet	29 Feb 2020	JM
Misc.	Added Compressor Monitoring kit, misc. updates	15 Feb 2019	JM
5-10	Updated Heating Performance Data	01 May 2015	MA
All	Literature Creation	05 Feb 2015	MA

The manufacturer works continually to improve its products. As a result, the design and specifications of each product at the time of order may be changed without notice. Purchaser's approval of this data set signifies that the equipment is acceptable under the provisions of the job specification. Statements and other information contained herein are not express warranties and do not form the basis of any bargain between the parties, but are merely the manufacturer's opinion or commendation of its products.