

# HRVXXLHB1230

## Preferred™ Fresh Air Systems – 230 CFM



### Product Data



A230316BR

- 65 to 225 CFM [31 to 106 L/s] @ 0.4 in. w.g.
- 65 to 218 CFM [31 to 103 L/s] @ 0.6 in. w.g.

Advanced residential fresh air system, created to offer a universal platform specifically designed for quick and easy installation while delivering constant fresh air to the home.

- Airflow calibration and auto-balancing are achieved quickly and maintained throughout the life of the product
- Select the desired CFM (from 65 to 231 CFM [31 to 106 L/s]) using the proven integrated LCD screen. The airflow is then set up automatically
- Integrated electronic airflow measurement device with real time LCD
- Integrated diagnostic tool
- PMSM ECM motors for very low power consumption
- Recirculate air within the dwelling with recirculation mode using a main wall control (use with setup T-1, T-2 and T-3 only)
- Suspended installation (chains included)  
OR
- Wall-mount installation (universal brackets included)  
– installation with 2 brackets or 4 brackets

### CORE

- Polypropylene crossflow core, impact resistant, washable
- Dimensions: 12" x 12" x 13" (30.5 cm x 30.5 cm x 33 cm)

### FILTERS

- MERV 8 grade washable standard filter (included)
- Optional MERV13 grade filter part no. SV24300

### OPTIONS

- Compatible with the Tandem transition (part no. KVAAC0101HCO) (for units producing up to 110 CFM [52 L/s] only)

### UNIT DESCRIPTION

- SRE of 78% at 0°C (66 CFM, 31 L/s), and 67% at -25°C (81 CFM, 38 L/s), and 75% at 0°C (81 CFM, 38 L/s)
- Ports size: 6 in.
- Recirculation Defrost
- Corrosion resistant galvanized cabinet
- One-piece molded insulation shell, no air leakage (expanded polystyrene; UL 94 HF-1 certified)
- Constant airflow and auto-balancing device
- Motorized dampers (no additional backdraft dampers required)
- Integrated “snap-in” drain system installed in seconds with no additional parts (drain hose included)
- 120V, 60 Hz, 3.6 A, 270 W with 6 foot power cord



A200636B

### CONTROLS

**NOTE:** Do not connect the Evolution™ Connex™ Control directly to the ventilator, as that may cause damage. If you have an Evolution™ Connex™ Control use one of the optional Main Wall Controls.

If you want the Evolution™ System Control to control the ventilator, then you must use a NIM (Network Interface Module) P/N SYSTXBBNIM01 and a Translator Board P/N SYSTXXXTRB01 in order for the System Control to communicate properly. If using the Evolution™ Zoning Panel P/N SYSTXBB4ZC01 with the ventilators you must use the Translator Board to communicate between the Zoning Panel and the ventilator. See Table 2 for NIM and TRB requirements for newest ERV and HRV models. See the Installation Manual for wiring diagrams.

Please do not connect the Network Interface Module (NIM) or the Evolution™ Zoning Panel to the two terminal blocks on the new ventilator. The new ventilator terminals do not match up to the NIM or Evolution™ Zoning Panel terminals. Connecting the two controls may cause damage.



A200612BR

There are 4 optional main controls and 1 optional auxiliary control available. Refer to the applicable Wall Control specification sheet for more information.

**NOTE:** These controls are compatible only with the latest versions of ERV and HRV ventilators. Older controls will not work with the newest ventilators.

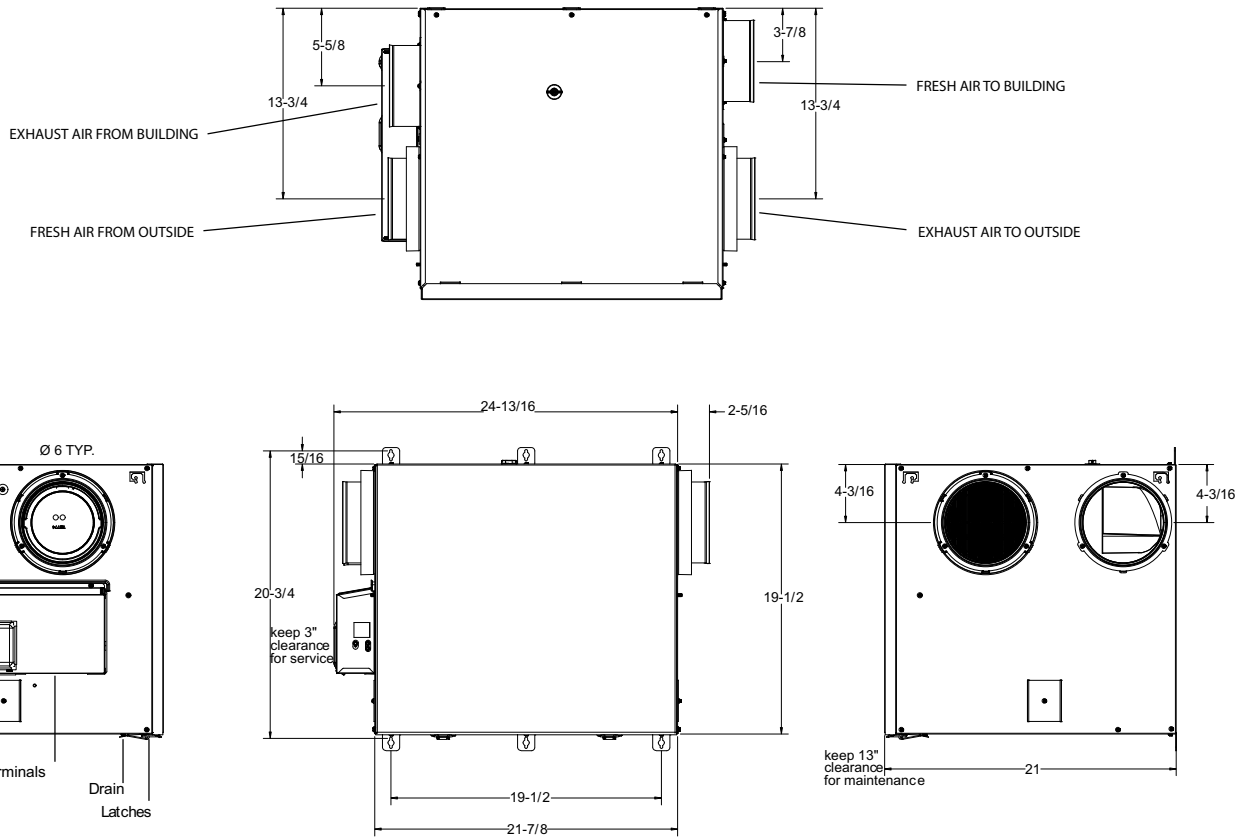
**Table 1 – Controls**

Control Name	Description of Modes	Model #
Premium	Touch Screen, Auto 2.0 Fully Configurable, Multiple Modes	KVACN0101BPC
Automatic	Auto 1.0, Filter Alert	KVACN0101BAC
Dehumidistat	Humidity Sensor / Selection	KVACN0101BDH
Speed Selector	5 Operating Time Periods	KVACN0101BSS
Auxiliary Bathroom Override	20 - 40 - 60 min. Settings	KVACN0101BBO

**Table 2 – NIM and TRB Requirements for Newest ERV/HRV**

Evolution® Connex™ Control	ERV Product	HRV Product	Network Interface Module SYSTXCCNIM01	Translator Board SYSTXXXTRB01
<b>SYSTXBBECC01-B/C</b> <b>SYSTXBBWEC01-B</b> <b>SYSTXBBEFC01-B</b> <b>SYSTXBBWEF01-B</b>	ERVXXSVA1130	HRVXXSVA1130	Required	Required
	ERVXXSHA1130	HRVXXSHA1130	Required	Required
	ERVXXSVB1145	HRVXXSVA1160	Required	Required
	ERVXXSHB1145	HRVXXSHA1160	Required	Required
	ERVXXSVA1150	HRVXXSVB1160	Required	Required
	ERVXXSHA1150	HRVXXSHB1160	Required	Required
	ERVXXLHB1210	HRVXXLHB1230	Required	Required
Evolution® Zone Panel	ERV Product	HRV Product	Network Interface Module SYSTXCCNIM01	Translator Board SYSTXXXTRB01
<b>SYSTXBB4ZC01</b>	ERVXXSVA1130	HRVXXSVA1130	Not Required	Required
	ERVXXSHA1130	HRVXXSHA1130	Not Required	Required
	ERVXXSVB1145	HRVXXSVA1160	Not Required	Required
	ERVXXSHB1145	HRVXXSHA1160	Not Required	Required
	ERVXXSVA1150	HRVXXSVB1160	Not Required	Required
	ERVXXSHA1150	HRVXXSHB1160	Not Required	Required
	ERVXXLHB1210	HRVXXLHB1230	Not Required	Required

**DIMENSIONS**



• Total assembled weight (core included) - approx 47 lb. (21.4 kg)

Shipping weight - approx 55 lb. (25 kg)

A230239

## DEFROST SYSTEM

No negative pressure is created by air exhausted to the outdoors since the air is recirculated into the house, helping to prevent any backdraft. Defrost is activated at a temperature of -5°C (23°F) and lower as specified. See [Table 3](#).

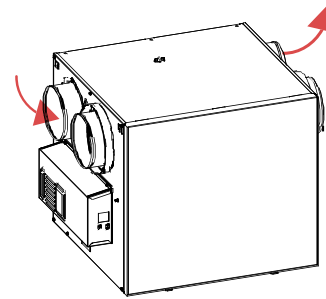


Table 3 – Defrost Settings

A230240

FACTORY SETTING	OUTDOOR TEMPERATURE*					
	-5°C TO -15°C 23°F TO 5°F		-15°C TO -27°C 5°F TO -17°F		-27°C AND LESS -17°F AND LESS	
CFM	AIR EXCHANGE IN MINUTES	DEFROST IN MINUTES	AIR EXCHANGE IN MINUTES	DEFROST IN MINUTES	AIR EXCHANGE IN MINUTES	DEFROST IN MINUTES
0 to 59	25	6	14	5	13	7
60 to 104	25	6	15	5	14	7
105 and more	15	6	10	5	9	7
PLUS	OUTDOOR TEMPERATURE*					
CFM	-5°C TO -15°C 23°F TO 5°F		-15°C TO -27°C 5°F TO -17°F		-27°C AND LESS -17°F AND LESS	
	AIR EXCHANGE IN MINUTES	DEFROST IN MINUTES	AIR EXCHANGE IN MINUTES	DEFROST IN MINUTES	AIR EXCHANGE IN MINUTES	DEFROST IN MINUTES
0 to 59	25	7	14	7	12	8
60 to 104	25	7	15	7	13	8
105 and more	15	7	10	7	9	8

\*Outdoor temperature is read by a thermistor located inside the unit, next to fresh air from outdoor port.

**NOTE:** There is a 10-minute additional defrost every 5 defrost cycles.

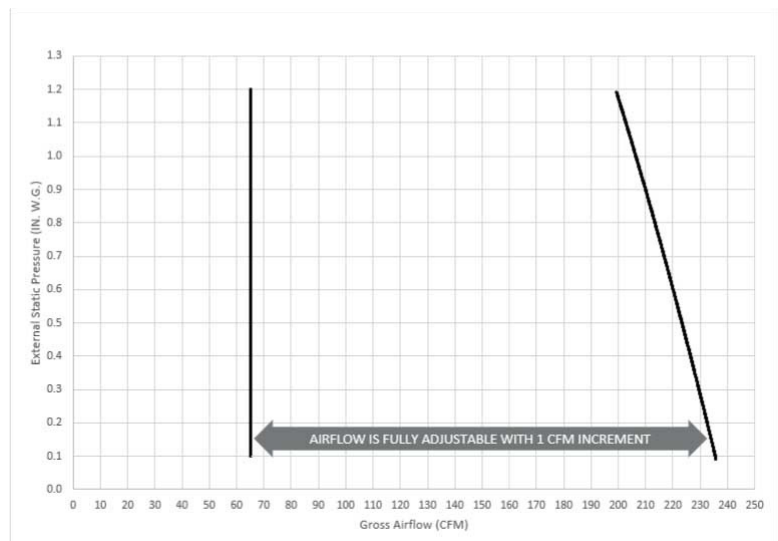
## FAN CURVES

Thanks to new technology, no need to balance the unit manually. Both PMSM motors are controlled by an artificial intelligence performing 120 readings per minute then processing this information to maintain the requested airflow.

For typical installation, the software will ensure a balanced ventilation at every selected speed regardless of the weather conditions, the type of connection, the variable speed furnace/AHU, the stack effect, the filter clogging and so on. This results in peace of mind for installers and users knowing that the unit is designed to remain balanced and maintain heat/energy recovery efficiency.

**NOTE:** Fan curve is not certified by HVI.

STATIC PRESSURE (PA)	STATIC PRESSURE (IN. W.G.)	NET SUPPLY AIRFLOW (L/S)	NET SUPPLY AIRFLOW (CFM)	GROSS AIRFLOW SUPPLY (L/S)	GROSS AIRFLOW SUPPLY (CFM)	GROSS AIRFLOW EXHAUST (L/S)	GROSS AIRFLOW EXHAUST (CFM)
25	0.1	110	233	111	235	111	235
50	0.2	109	231	110	233	110	233
75	0.3	107	227	108	229	108	229
100	0.4	106	225	107	227	107	227
125	0.5	104	220	105	222	105	222
150	0.6	103	218	104	220	104	220
175	0.7	102	216	102	216	102	216
200	0.8	100	212	101	214	101	214
225	0.9	99	210	99	210	99	210
250	1.0	97	206	98	208	98	208
275	1.1	94	199	95	201	95	201
300	1.2	93	197	94	199	94	199



A230255

## ENERGY PERFORMANCE

SUPPLY TEMPERATURE		NET AIRFLOW		POWER CONSUMED WATTS	SENSIBLE RECOVERY EFFICIENCY %	ADJUSTED SENSIBLE RECOVERY EFFICIENCY %	APPARENT SENSIBLE EFFECTIVENESS*
°C	°F	L/S	CFM				
<b>HEATING</b>							
0	32	31	66	25	78	80	82
0	32	38	81	34	75	77	79
0	32	76	161	133	67	72	73
-25	-13	38	81	51	67	69	80

\*. Data not certified by HVI

## REQUIREMENTS AND STANDARDS

- Meets UL 1812 (safety)
- Meets CSA C22.2 No. 113 (safety)
- Could be installed to CSA F326
- Performance tested in accordance with CSA C439 Standard
- Meets Novoclimat requirements when used in conjunction with Premium wall control
- Meets Prop 65
- This product earned the ENERGY STAR® by meeting strict energy efficiency guidelines set by Natural Resources Canada and the US EPA. This product meets ENERGY STAR requirements only when used in Canada.