

# SERVICE CENTER AND ACCESSORIES

## SERVICE CENTER

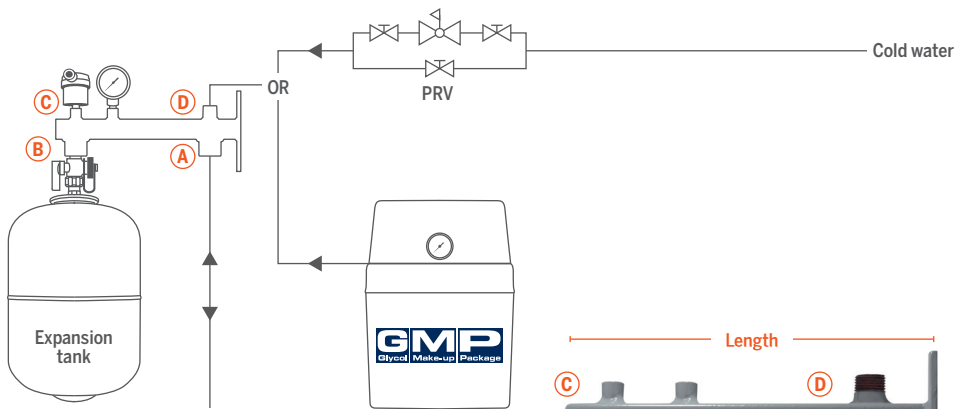
## SERVICE VALVE

## ACCESSORIES


### SERVICE CENTER

THE SERVICE CENTER FOR RESIDENTIAL HEATING SYSTEM OFFERS YOU A CLEAN AND FUSS-FREE INSTALLATION.

Link your heating system to the ½" FNPT connection (A). Connect directly a heating expansion tank (HGT-15, HGT-30, HGT-60), with the Service valve (HGSV12) on the ½" FNPT connection (B). Then, on connection (C) (½" FNPT), connect an automatic air vent (R8818) or a pressure gage (SCG18), or use our dual header (SCDH18) to hook both. On connection (D) (½" MNPT) you can either connect your GMP or simply the cold water supply.



Once the Service Center is installed, you have a complete overview of the system. This makes maintenance a lot more easier!



MODEL	A	B	C	D	LENGTH	HEIGHT	WIDTH	HOUSING
#HGSC	½" FNPT	½" FNPT	½" FNPT	½" MNPT	10 ¾"	4 ½"	2 ¾"	Steel
#HGSCSS-H	½" FNPT	¾" FNPT	½" FNPT	¾" MNPT	11 ½"	4 ¾"	2 ¾"	Stainless Steel
#HGSCSS-P	¾" FNPT	¾" FNPT	-	-	11 ½"	4 ¾"	2 ¾"	Stainless Steel


### SERVICE VALVE

This service valve links the expansion tank to an hydronic heating system or to the Service Center and allows you to isolate the expansion tank from the system pressure. While the tank is shut off from the system pressure, you can inspect it (verify pressure) or remove it for replacement without having to drain the system. Once this operation is over, re-open the valve and the system will get back to normal operation. It's available in ½" MNPT x ½" FNPT and suits HGT-15, HGT-30 and HGT-60.

ASME tanks also available. Contact your local agent.

### ACCESSORIES

FOR CONNECTION (B)



**Service Valve #HGSV12**  
½" FNPT

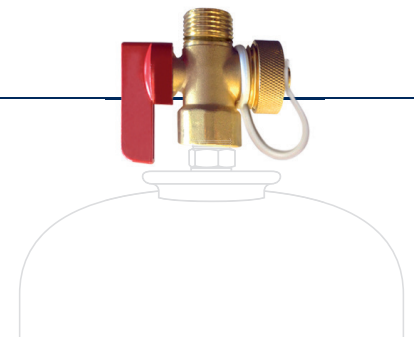
FOR CONNECTION (C)



**Automatic air vent #R8818**  
½" MNPT



**Service Center pressure gage #SCG18**  
½" MNPT



→ For more information, contact us at 450 951.0818 or [info@calefactio.com](mailto:info@calefactio.com)