

BRAZEAU

TORQUE - MATTE BLACK FRAME W/ RED "E"

XB131AR	Matte Black/Anti-Reflective
XB135	Matte Black/Copper
XB136	Matte Black/Smoke
XB137	Matte Black/Silver Mirror
XB138	Matte Black/Blue Mirror
XBAP139	Matte Black/Aqua Precision Red Mirror
TXB232	Matte Black/Polarized Yellow
TXB235	Matte Black/Polarized Copper
TXB236	Matte Black/Polarized Smoke
TXB23-G15-7	Matte Black/Polarized G-15 Silver Mirror
XB131VS	Matte Black/Clear Vapor Shield Anti-Fog
XB136VS	Matte Black/Smoke Vapor Shield Anti-Fog



TORQUE - WHITE FRAME W/ BLACK "E"

XB146	White/Smoke
XB148	White/Blue Mirror
TXB246	White/Polarized Smoke
TXBAP248	White/Polarized Aqua Precision Blue Mirror



FOREST CAMOUFLAGE FRAME

XB116CF	Forest Camo/Smoke
TXB216CF	Forest Camo/Polarized Smoke



ARCTIC CAMOUFLAGE FRAME

XB116-AC	Arctic Camo/Smoke
----------	-------------------



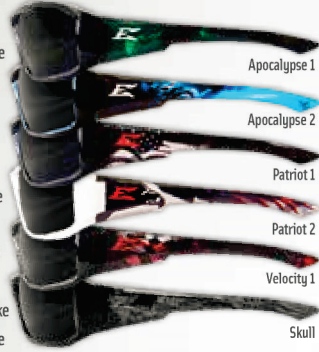
HUNTRESS FRAME

XB116-H1	Pink Camo/Smoke
TXB216-H1	Pink Camo/Polarized Smoke



DESIGNER SERIES FRAME

XB116-A1	Apocalypse 1-Black & Green Energy Charge/Smoke	Apocalypse 1
XB116-A2	Apocalypse 2-Black & Blue Warrior/Smoke	Apocalypse 2
XB116-P1	Patriot 1-Black & American Flag/Smoke	Patriot 1
XB146-P2	Patriot 2-White & Black Bald Eagle/Smoke	Patriot 2
XB116-S	Skull-Black & Gray Winged Skull/Smoke	Velocity 1
TXB216-A1	Apocalypse 1-Black & Green Energy Charge/Polarized Smoke	Skull
TXB216-A2	Apocalypse 2-Black & Blue Warrior/Polarized Smoke	
TXB216-P1	Patriot 1-Black & American Flag/Polarized Smoke	
TXB246-P2	Patriot 2-White & Black Bald Eagle/Polarized Smoke	
TXB216-C1	Velocity 1-Black & Red Checkered Flag/Polarized Smoke	
TXB216-S	Skull-Black & Gray Winged Skull/Polarized Smoke	



CIVETTA

Ladies Fit

STANDARD FRAME

YC111	Black/Clear
YC116	Black/Smoke
TYC216	Black/Polarized Smoke



AURORA DESIGNER SERIES FRAME

YC116-A1	Civetta Aurora-Black & Gray Lace/Smoke	Black Lace
YC146-A1	Civetta Aurora-White & Black Lace/Smoke	White Lace
YC156-A1	Civetta Aurora-Pink & White Lace/Smoke	Pink Lace
YC146-A2	Civetta Aurora-White & Zebra/Smoke	Zebra
YC116-A3	Civetta Aurora-Black & Plaid/Smoke	Plaid
YC116-A4	Civetta Aurora Storm-Black & Blue Musical/Smoke	Storm
YC116-A5	Civetta Aurora Creation-Black & Purple Rose/Smoke	Creation
YC156-A2	Civetta Aurora-Pink & Purple/Smoke	Pink & Purple
YC156-A3	Civetta Aurora-Purple & White/Smoke	Purple & White



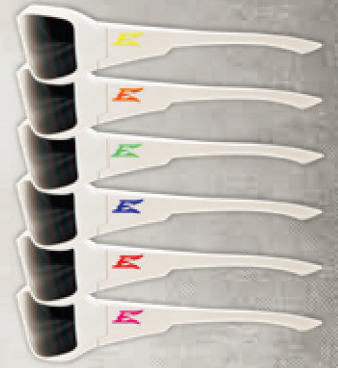
CUSTOM COLORS - MATTE BLACK FRAME

XB136-E1	Matte Black w/ Yellow E/Smoke
XB136-E2	Matte Black w/ Orange E/Smoke
XB136-E3	Matte Black w/ Green E/Smoke
XB136-E4	Matte Black w/ Blue E/Smoke
XB136-E6	Matte Black w/ Pink E/Smoke
TXB236-E1	Matte Black w/ Yellow E/Polarized Smoke
TXB236-E2	Matte Black w/ Orange E/Polarized Smoke
TXB236-E3	Matte Black w/ Green E/Polarized Smoke
TXB236-E4	Matte Black w/ Blue E/Polarized Smoke
TXB236-E6	Matte Black w/ Pink E/Polarized Smoke



CUSTOM COLORS - WHITE FRAME

XB146-E1	White w/ Yellow E/Smoke
XB146-E2	White w/ Orange E/Smoke
XB146-E3	White w/ Green E/Smoke
XB146-E4	White w/ Blue E/Smoke
XB146-E5	White w/ Red E/Smoke
XB146-E6	White w/ Pink E/Smoke
TXB246-E1	White w/ Yellow E/Polarized Smoke
TXB246-E2	White w/ Orange E/Polarized Smoke
TXB246-E3	White w/ Green E/Polarized Smoke
TXB246-E4	White w/ Blue E/Polarized Smoke
TXB246-E5	White w/ Red E/Polarized Smoke
TXB246-E6	White w/ Pink E/Polarized Smoke



CUSTOM COLORS - FOREST CAMOUFLAGE FRAME

XB116CF-E1	Forest Camo w/ Yellow E/Smoke
XB116CF-E2	Forest Camo w/ Orange E/Smoke
XB116CF-E3	Forest Camo w/ Green E/Smoke
XB116CF-E4	Forest Camo w/ Blue E/Smoke
XB116CF-E5	Forest Camo w/ Red E/Smoke
XB116CF-E6	Forest Camo w/ Pink E/Smoke
TXB216CF-E1	Forest Camo w/ Yellow E/Polarized Smoke
TXB216CF-E2	Forest Camo w/ Orange E/Polarized Smoke
TXB216CF-E3	Forest Camo w/ Green E/Polarized Smoke
TXB216CF-E4	Forest Camo w/ Blue E/Polarized Smoke
TXB216CF-E5	Forest Camo w/ Red E/Polarized Smoke
TXB216CF-E6	Forest Camo w/ Pink E/Polarized Smoke



DELANO G2

REMOVABLE HI-VIZ INSERT
(PRESS IN/TAKE OUT)



STANDARD FRAME

SD111-G2	Black/Clear
SD111AR-G2	Black/Anti-Reflective
SD112-G2	Black/Yellow
SD113-G2	Black/Light Blue
SD116-G2	Black/Smoke
SD117-G2	Black/Silver Mirror



PINK FRAME

SD151-G2	Pink/Clear
SD156-G2	Pink/Smoke

THE EDGE

DIFFERENCE

PROTECTING YOU WITH STANDARDS

According to the CDC and Department of Labor, there are over 10,000 eye injuries in North America every day. Approximately 2,000 of these injuries require medical treatment and 3–5 days off work. Additionally, many are shocked to learn that 63% of all eye injuries happen away from work—at home and during recreational activities. To decrease these statistics, the American National Standards Institute (ANSI) and Military Combat Eye Protection Systems (MCEPS) created intense impact and rigorous optical tests to determine the quality and effectiveness of safety eyewear. Edge Eyewear glasses are independently tested by the accredited **COLTS Laboratories** for compliance with ANSI/ISEA and MCEPS standards.

ANSI/ISEA Z87.1+2015 [SAFETY STANDARD]

In 1922, the National Bureau of Standards created the first standard for eye and head protection, which has been revised, improved, and renamed over the decades. The current version is ANSI/ISEA Z87.1+2015, which is enforced by OSHA. Edge Eyewear meets the high impact level of this standard, referred to as Z87+.

MCEPS GL-PD 10-12 [MILITARY BALLISTIC STANDARD]

To meet the need for a more aggressive standard than the ANSI/ISEA version, the Military Combat Eye Protection Systems (MCEPS) standard was established, the current version being MCEPS GL-PD 10-12. This standard contains a series of impact tests simulating intense ballistic velocities faced in combat.

CONSTRUCTION FEATURES

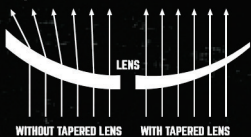
FOR "STANDARDS COMPLIANCE"

TPR TECHNOLOGY

Thermoplastic rubber (TPR) is a soft and pliable compound that increases its grip as it becomes warm or damp. This technology is used in temple tips and nose pads to prevent slipping and keep glasses on the face.

LENS TECHNOLOGY

Tapered lenses eliminate refraction.



- Lenses filter 99.9% of UVA/UVB/UVC rays
- Triple-dipped in anti-scratch coating
- Polycarbonate lenses comply with:
 - ANSI/ISEA Z87.1+2015
 - Military MCEPS GL-PD 10-12

FRAME TECHNOLOGY

- Frames are made with a flexible and durable TR90/nylon compound material
- Wrap-around frame provides extended peripheral view
- Straight temple arms eliminate pressure on head and temples



ANSI / ISEA COMPLIANCE MARKINGS

LENS MARKINGS

- Company Initials or Logo - "E" signifies Edge Eyewear
- Impact Rating - "Z87+" indicates high-impact compliance
- Additional Lens Filtration - "S" signifies special purpose



LEFT & RIGHT TEMPLE MARKINGS

- Company Initials or Logo - "E" signifies Edge Eyewear
- Impact Rating - "Z87+" indicates high-impact compliance



FRAME MARKINGS

- Company Initials or Logo - "E" signifies Edge Eyewear
- Impact Rating - "Z87+" indicates high-impact compliance



For more information see the ANSI Standard Required Markings Section 5.4 Table A

COVERAGE



MINIMUM AREA OF CONTINUOUS LATERAL COVERAGE FROM CORNEAL PLANE CENTER.

- 10 mm Up
- 10 mm Down
- 10 mm Sides

FEATURES & BENEFITS

**ALL EDGE EYEWEAR LENSES BLOCK 99.9% OF UVA, UVB, AND UVC RAYS
THE HIGHEST LEVEL OF PROTECTION ON THE MARKET!**



UV PROTECTION

Ultraviolet radiation can cause serious damage to the eyes. Edge Eyewear lenses filter dangerous UVA, UVB, and UVC rays for optimal safety.

UVA (315-380 NM) Although UVA rays are the least intense, they account for more than 90% of UV radiation reaching the earth and remain constant throughout the year. Exposure to high levels of this light without proper lens filtration may cause damage to all layers of the cornea.


UVB (280-315 NM) UVB rays are the main cause of sunburn and are strongest in the summer. Permanent retina or lens damage can result from exposure to high levels of this light without proper lens filtration.

UVC (180-280 NM) The most harmful type of ultraviolet radiation comes from UVC rays. The ozone layer keeps most of the sun's UVC radiation from reaching the earth, but some man-made UV sources, such as welders and cutting torches, do emit these hazardous rays. Exposure to high levels of this light without proper eye protection may result in photokeratitis, often referred to as "welder's flash."



POLARIZED LENS

In 1999, Edge Eyewear pioneered the world's first polarized lens for safety glasses. This technology can be compared to horizontal blinds where slats create a filtering layer that blocks glare from above and reflected light from below, allowing only direct light rays to enter. This reduced glare is ideal for environments with bright sun, snow, water, or sand.




WITHOUT POLARIZED LENS

WITH POLARIZED LENS



AQUA PRECISION MIRROR LENS

Originally developed by NASA, this technology was first used on astronaut helmet visors and the windows of satellite portholes. Edge Eyewear is the first company ever to offer this unique technology for safety glasses, which effectively blocks infrared light and reduces excess transmission on both ends of the visible light spectrum. The result is visual clarity, especially in bright light conditions.




WITHOUT AQUA PRECISION MIRROR LENS

WITH AQUA PRECISION MIRROR LENS



G-15 LENS

Edge Eyewear is the first company ever to offer a safety-rated G-15 lens. The U.S. Air Force engineered this technology for use in aviator lenses in the 1930s for maximum transmission of green and yellow light (the spectrum best perceived by the human eye) for true to life color perception. The result is reduced strain and a noticeable cooling sensation on the eyes.




WITHOUT G-15 LENS

WITH G-15 LENS



BLUE LIGHT FILTER LENS

Blue light has short wavelengths, which cause the eye to focus too far in front of the retina. The result is a blue blur that can cause eyestrain, particularly while driving. Copper, amber, and yellow colored lenses reduce blue light to give greater depth perception and brighter, defined surroundings. Edge Eyewear introduced the first ever Blue Light Filter lens for safety glasses.



WITHOUT BLUE LIGHT FILTER LENS

WITH BLUE LIGHT FILTER LENS

LENS TRANSMISSION

CHOOSE A LENS FOR THE FOLLOWING CONDITIONS:

Standard	Overcast	Reflective (for Polarized)	Welding
Bright, Clear Conditions	Partly Cloudy Conditions	Cloudy Conditions	Welding
Indoor, Low Light Conditions	Hazy Conditions	Desert, Reflective Conditions	High Altitude Snow, Clear Conditions
		Water, Reflective Conditions	High Altitude Snow, Cloudy Conditions

Conditions	Lens Colors & Transmission Options	Solutions Based on Eyewear Needs
	CLEAR LENS 85% LIGHT TRANSMISSION	Clear lenses are the classic option for safety. With pristine clarity, they are an excellent choice for indoor and low light conditions.
	ANTI-REFLECTIVE LENS 50% LIGHT TRANSMISSION	Anti-reflective lenses can be used in most indoor and outdoor conditions. A light silver mirror coating on a clear lens reflects excess light and reduces glare.
	YELLOW LENS 80% LIGHT TRANSMISSION	Yellow lenses make dull, overcast conditions appear brighter and filter low levels of blue light. They also increase depth perception and contrast during dawn or dusk activities, including driving.
	LIGHT BLUE LENS 69% LIGHT TRANSMISSION	Light blue lenses decrease eye fatigue resulting from yellow light. They are perfect for indoor settings with yellow incandescent, yellow fluorescent, or sodium vapor lighting.
	AMBER LENS 57% LIGHT TRANSMISSION	Amber lenses make dull light conditions appear brighter and filter medium levels of blue light. They also increase depth perception and clarity in situations with flat light or minimal contrast.
	COPPER LENS 8% LIGHT TRANSMISSION	Copper lenses make outdoor conditions appear sharper by filtering high levels of blue light. Copper also increases depth perception and contrast, making it the ideal tint for daytime driving and golfing.
	SMOKE LENS 16% LIGHT TRANSMISSION	Smoke lenses provide the perfect all-around tint for bright light conditions. This popular lens color blocks sun rays without causing color distortion.
	SILVER MIRROR LENS 13% LIGHT TRANSMISSION	Silver mirror lenses decrease visible brightness while maintaining true-to-life color. A silver-colored mirror coating adds a reflective layer to the light-filtering properties of a smoke base tint.
	BLUE MIRROR LENS 12% LIGHT TRANSMISSION	Blue mirror lenses decrease visible brightness in intense conditions. A blue-colored mirror coating adds a highly reflective layer to the light-filtering properties of a smoke base tint.
	ROSE MIRROR LENS 11% LIGHT TRANSMISSION	Rose mirror lenses are made for extreme conditions—they maximize light filtration and sharpen details in flat light. A mirror coating adds a reflective layer to the warming properties of a rose-colored base tint.
	AQUA PRECISION RED MIRROR LENS 13% LIGHT TRANSMISSION	Aqua precision red mirror lenses maximize visual clarity and contrast in bright light conditions. Rather than using a layering process, anti-reflective ions are infused into a flame-colored mirror to maintain pristine optics.
	POLARIZED YELLOW LENS 36% LIGHT TRANSMISSION	Polarized yellow lenses make dull, overcast conditions appear brighter and filter low levels of blue light. They also increase depth perception and contrast during dawn or dusk activities, including driving. The addition of a polarizing filter increases clarity by reducing glare.
	POLARIZED COPPER LENS 8% LIGHT TRANSMISSION	Polarized copper lenses make outdoor conditions appear sharper by filtering high levels of blue light. Copper also increases depth perception and contrast, making it the ideal tint for daytime driving and golfing. The addition of a polarizing filter increases clarity by reducing glare.
	POLARIZED GRADIENT SMOKE LENS 16% LIGHT TRANSMISSION	Polarized gradient smoke lenses have a vertical smoke-to-clear tint that equalizes harsh light from above and soft light from below. It is a favorite for daytime reading and driving because of its dual lens tint. The addition of a polarizing filter increases clarity by reducing glare.
	POLARIZED SMOKE LENS 14% LIGHT TRANSMISSION	Polarized smoke lenses provide the perfect all-around tint for bright light conditions. This popular lens color blocks sunrays without causing color distortion. The addition of a polarizing filter increases clarity by reducing glare.
	POLARIZED G-15 SILVER MIRROR LENS 11% LIGHT TRANSMISSION	Polarized G-15 silver mirror lenses maximize transmission of green and yellow light for true to life color. The result is reduced eyestrain and a noticeable cooling sensation on the eyes. The addition of a polarizing filter increases clarity by reducing glare.
	POLARIZED AQUA PRECISION BLUE MIRROR LENS 10% LIGHT TRANSMISSION	Polarized Aqua Precision Blue mirror lenses maximize visual clarity and contrast in bright light conditions. Rather than using a layering process, anti-reflective ions are infused into a blue-colored mirror to reflect light. The addition of a polarizing filter results in the greatest reduction of glare.
	IR3 LIGHT WELDING LENS 12% LIGHT TRANSMISSION	IR3 Welding lenses filter low levels of infrared light produced during gas welding, brazing, and torch cutting. These green tinted welding lenses provide protection from harmful UVC rays.
	IR5 MEDIUM WELDING LENS 2% LIGHT TRANSMISSION	IR5 Welding lenses filter medium levels of infrared light produced during gas welding, brazing, and torch cutting. These dark green tinted lenses provide extra protection from harmful UVC rays.

OPTIONAL FEATURES



VAPOR SHIELD "MILITARY GRADE" ANTI-FOG

Edge Eyewear pioneered the world's first true anti-fog technology called Vapor Shield. This "military grade" anti-fog is completely resistant to haze and fog in the most extreme conditions and temperatures.



STANDARD ANTI-FOG

Anti-Fog coating offers clarity in humid, hot, or extreme cold circumstances. Moisture does not condensate on the lens, keeping vision clear at all times.



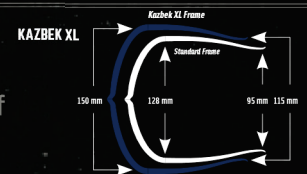
EVA FOAM GASKET

When working in environments with high levels of airborne debris, dust, or wind, this technology creates a seal that keeps foreign particles away from the eyes.



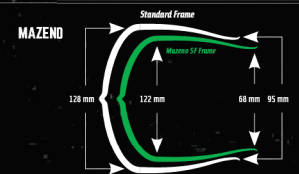
XL (WIDE FIT)

Safety and comfort should never be compromised by ill-fitting eyewear. To accommodate the diversity of head shapes and sizes, the Wide Fit frame has an additional 22mm of width at the temple.



SLIM FIT

Safety and comfort should never be compromised by ill-fitting eyewear. To accommodate the diversity of head shapes and sizes, the Slim Fit frame is 6mm narrower at the temple.



MULTI-FIT NOSEPIECE

With an adjustable nosepiece, a perfect fit can be achieved for a variety of facial structures by bending each flexible nose pad inward, outward, forward, or backward.




LADIES FIT

• Won't ride on the cheekbones • Won't touch the eyelashes • Won't snag the hair



FIT OVER RX

Safety is too often compromised when non-compliant prescription eyewear is used alone to see fine details when performing a dangerous task. Safety-rated Fit Over Rx glasses comfortably fit over most prescription eyeglasses to ensure safe, clear vision.



MAGNIFIERS

Magnifiers are perfect for viewing intricate work and fine details. They are available in three magnification powers (1.5, 2.0, and 2.5).



WELDING

Welding lenses protect the cornea and filter the most harmful levels of infrared and UV light produced during gas welding, brazing, and torch cutting.



VAPOR SHIELD

"MILITARY-GRADE" ANTI FOG

**DON'T
FOG
UP!**



**INDUSTRY'S FIRST
VAPOR SHIELD LENSES**

have passed the following lab tests with no fogging:

-44°F (-42°C) for 15 minutes

Transition from -44°F (-42°C) to 76°F (24°C)

Transition from 76°F (24°C) to -44°F (-42°C)

125°F (52°C) with 80% humidity



Watch @ Edge Eyewear YouTube - Vapor Shield Anti-Fog Technology