

Model 006-IFC® Flanged Cartridge Circulator with Integral Flow Check

The compact, cast iron, flanged 006-IFC with an Integral Flow Check is designed for circulating hot and chilled water in a wide range of closed loop applications. The IFC® eliminates the added installation costs of a separate in-line flow check and improves system performance. Its unique, replaceable cartridge contains all moving parts and is easy to service instead of replacing the entire unit. With no mechanical seal, the self-lubricating, maintenance free design provides quiet, efficient operation and unmatched reliability. Now available with three Variable Speed control options. See Catalog# 100-24.



Ideal for small heating zones



Submittal Data Information

Model 006-IFC® Flanged Cartridge Circulator

Submittal Data # 101-098

Effective: 02/06/13

Supersedes: 02/23/12

Features

- Integral Flow Check (IFC®) Prevents Gravity Flow, Eliminates Separate In-Line Flow Check, Reduces Installed Cost, Easy to Service
- Improved Performance vs. Standard In-Line Flow Check
- Optional Variable Speed or Priority Zoning Control
- Standard High Capacity Output-Compact Design
- Quiet, Efficient Operation
- Direct Drive-Low Power Consumption
- Unique Replaceable Cartridge Design-Field Serviceable
- Self Lubricating
- No Mechanical Seal
- Unmatched Reliability-Maintenance Free
- Cast Iron, Flanged Construction

Materials of Construction

Casing (Volute):	Cast Iron
Integral Flow Check:	Body, Plunger...Acetal O-ring Seals... EPDM Spring..... Stainless Steel
Stator Housing:	Steel
Cartridge:	Stainless Steel
Impeller:	Non-Metallic
Shaft:	Ceramic
Bearings:	Carbon
O-Ring & Gaskets:	EPDM

Model Nomenclature

F – Cast Iron, Flanged
IFC – Integral Flow Check

Variations:

Z – Zoning Circulator
VR – Variable Speed Outdoor Reset
VS – Variable Speed Set Point
VV – Variable Speed Variable Voltage
J – Bronze Cartridge with Cast Iron Casing

Performance Data

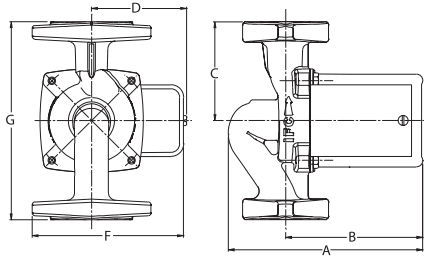
Maximum Flow: 10 GPM
Maximum Head: 7 Feet
Minimum Fluid Temperature: 40°F (4°C)
Maximum Fluid Temperature: 230°F (110°C)
Maximum Working Pressure: 125 psi

Application

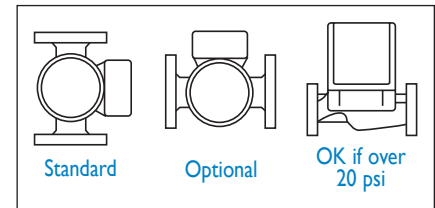
The compact 006-IFC Flanged Cartridge Circulator with an Integral Flow Check (IFC®) is designed for the circulation of hot or chilled water in a wide range of closed loop applications. Typical uses include secondary hydronic heating zones, radiant injection mixing, and hydro-air fan coil heating/cooling. The IFC® feature replaces a separate in-line flow check, reduces installation costs and improves system performance. The unique, replaceable cartridge contains all of the moving parts and allows for easy service instead of replacing the entire circulator. Available with optional Variable Speed control or Priority Zoning control with built-in transformer, relay, and priority switch in one complete package to make it ideal for zoning.

Pump Dimensions & Weights

Model	A		B		C		D		F		G		Ship Wt.	
	in.	mm	in.	mm	in.	mm	in.	mm	in.	mm	in.	mm	lbs.	Kg
006-F7-IFC	6-1/4	159	4-3/8	111	3-3/16	78	2-15/16	75	4-7/8	124	6-3/8	162	7.0	3.2
006-ZF7-1 IFC	6-1/4	159	4-3/8	111	3-3/16	78	3-9/16	91	5-3/8	137	6-3/8	162	8.0	3.6



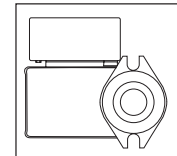
Mounting Positions



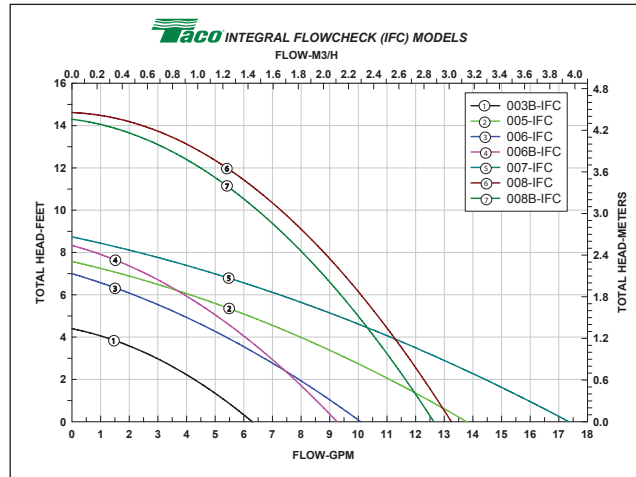
Electrical Data

Model	Volts	Hz	Ph	Amps	RPM	HP
006 All Models	115	60	1	.52	3250	1/40
Motor Type	Permanent Split Capacitor, Impedance Protected					
Motor Options	220/50/1, 220/60/1, 230/60/1, 100/110/50/60/1					

Flange Orientation



Performance Field - 60 Hz



FOR INDOOR USE ONLY



Taco Inc., 1160 Cranston Street. Cranston, RI 02920 / (401) 942-8000 / Fax (401) 942-2360
Taco (Canada) Ltd., 8450 Lawson Road, Unit #3, Milton, Ontario L9T 0J8 / (905) 564-9422 / Fax (905) 564-9436

www.taco-hvac.com