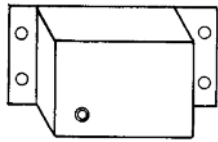


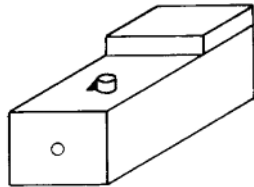
HONEYWELL IID CONTROLS

GALAXY - GG SERIES Intermittent Ignition (IID)

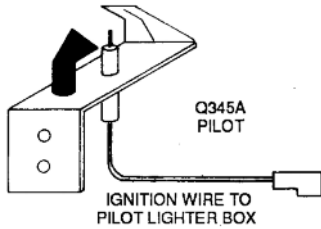
Parts List



PILOT LIGHTER BOX
Mounts on jacket



GAS VALVE



| HONEYWELL IID CONTROL SYSTEM | SLANT/FIN PART NO. | APPLICATION |
|--|--------------------------------------|---|
| Electric ignition pilot Honeywell Q345A - natural gas Honeywell Q345A - propane gas | 411612 411857 | All natural gas boiler sizes All propane gas boiler sizes |
| Pilot orifice Natural gas Propane gas | 410542 410524 | All natural gas boiler sizes All propane gas boiler sizes |
| Gas valve - natural gas: Honeywell VR8204A, 1/2" x 3/4" Honeywell VR8304M, 1/2" x 3/4" Honeywell VR8304M, 3/4" x 3/4" Honeywell VR8440M, 1/2" x 3/4" | 411864 411927 411929 411715 | GG-75 through GG-175 GG-200 through GG-325 GG-350H through GG-399H GG-75 through GG-399H |
| Gas valve - L.P. propane gas: Honeywell VR8304M 1/2" x 3/4" | 411928 | All propane gas boiler sizes |
| Ignition model - natural gas: Honeywell S8600F-1000 or Ignition model - natural gas: Honeywell S8600M-3001 | 411873 411807 | All natural gas boiler sizes All natural gas boiler sizes |
| Ignition model - L.P. propane gas: Honeywell S8670E-1007 or Ignition model - L.P. propane gas: Honeywell S8600M-31013 or Ignition model - L.P. propane gas: Honeywell S8600H-3002 | 411947 411872 412808 | All propane gas boiler sizes All propane gas boiler sizes All propane gas boiler sizes |
| Ignition wire | 411874 | All boiler sizes |

(continued from page 1)

| ITEM NO. | | MODEL NUMBER | | | |
|----------|--|--------------|-----------|-----------|-----------|
| | | GG350H | GG375 | GG375H | GG399H |
| 1 | Jacket Assembly | 412618 | 412618 | 412619 | 412619 |
| 2 | Gas Manifold | 410848 | 410848 | 410848 | 410848 |
| 3 | Main Burner Orifice (sea level): | | | | |
| | Natural Gas | 410518 | 411880 | 411880 | 411945 |
| | LP Propane Gas | — | 410510 | 410510 | 411729 |
| 4 | Burner | 410508 | 410508 | 410508 | 410508 |
| 4A | Burner w/Bracket | 410479 | 410479 | 410479 | 410479 |
| 5 | Burner Clip | 410509 | 410509 | 410509 | 410509 |
| 6* | Gas Valve: | | | | |
| | 24VAC Natural Gas | — | — | — | — |
| | 24VAC LP Propane Gas | — | 411925 | 411925 | 411925 |
| | Millivolt Natural Gas | — | 410582 | — | — |
| | Millivolt LP Propane Gas | — | 411840 | — | — |
| 7* | Thermocouple | | | | |
| | 24VAC | — | 411828 | 411828 | 411828 |
| | Pilot Generator Millivolt | — | 410534 | — | — |
| 7A | Pilot Tube 1/4 | 410530 | 410530 | 410530 | 410530 |
| | Pilot Fitting 1/4 | 411768 | 411768 | 411768 | 411768 |
| 7B | Pilot Assembly: | | | | |
| | 24VAC Natural Gas | — | — | — | — |
| | 24VAC LP Propane Gas | — | 411858 | 411858 | 411858 |
| | Millivolt Natural Gas | — | 412417 | — | — |
| | Millivolt LP Propane Gas | — | 411830 | — | — |
| 7C | Pilot Orifice: | | | | |
| | Standing Natural Gas | — | — | — | — |
| | Standing LP Propane Gas | — | 410526 | 410526 | 410526 |
| | Millivolt Natural Gas | — | 410542 | — | — |
| | Millivolt LP Propane Gas | — | 410526 | — | — |
| 7D | Access Door | 410758 | 410758 | 410758 | 410758 |
| 8 | Base Assembly | | | | |
| 8A | With Insulation | 412608 | 412608 | 412608 | 412608 |
| 8B | Burner MTG Plate | 410748 | 410748 | 410748 | 410748 |
| 9 | Heat Exchanger | 412588 | 412588 | 412588 | 412588 |
| 10 | Nipple | 400225 | 400225 | 400225 | 400225 |
| 11 | Relief Valve | 400103 | 400103 | 400103 | 400103 |
| 12 | Blank Plug | 400238 | 400238 | 400238 | 400238 |
| 13 | Well | 410569 | 410569 | 410569 | 410569 |
| 14 | "J" Bolt | 400148 | 400148 | 400148 | 400148 |
| 15 | Wing Nut | 400147 | 400147 | 400147 | 400147 |
| 16 | Flue Collector | 412679 | 412689 | 412690 | 412690 |
| 16A | Flue Baffle | 411901 | | 411901 | 411901 |
| 17 | Draft Hood | 411815 | 411815 | 411936 | 411937 |
| 18 | Tridicator | 910373061 | 910373061 | 910373061 | 910373061 |
| 19 | Circulator | 400115 | 400115 | 400115 | 400115 |
| 20 | Circulator Nipple | 400208 | 400208 | 400208 | 400208 |
| 21 | Tee | 400203 | 400203 | 400203 | 400203 |
| 22 | Drain Cock | 400201 | 400201 | 400201 | 400201 |
| 23 | Nipple | 400202 | 400202 | 400202 | 400202 |
| 24 | Bushing | | | | |
| 25 | Fiberglass Rope | 403254 | 403254 | 403254 | 403254 |
| 26 | Blocked Vent Safety Switch Assembly | | | | |
| | 24VAC | 411892 | 411892 | 411892 | 411921 |
| | Millivolt | — | 411893 | — | — |
| 27 | Blocked Vent Safety Switch Wire | 411899 | 411899 | 411899 | 411899 |
| 28 | Wire Support Bracket | 411896 | 411896 | 411896 | 411896 |
| 29 | Anti-Short Bushing | 411897 | 411897 | 411897 | 411897 |
| 30 | Rollout Safety Switch | 411883 | 411883 | 411883 | 411883 |
| 31 | Rollout Switch Bracket | 411895 | 411895 | 411895 | 411895 |
| 32 | Vent Damper | 412709† | 412709† | 412710† | 412710† |

NOTE:

When ordering, please specify boiler model number, serial number and gas by name: "Natural" or "Propane". Refer to page 2 for exploded view of boiler.

* Standing pilot only. For intermittent ignition, see IID Parts List on page 3.

† Optional vent damper (GG-300 and larger) may be used with boilers equipped with IID only.



SLANT/FIN CORPORATION, Greenvale, N.Y. 11548 • Phone: (516) 484-2600
FAX: (516) 484-5921 • Canada: Slant/Fin LTD/LTEE, Mississauga, Ontario

www.slantfin.com