

**Slant/Fin**

# SENTRY<sup>®</sup>

## VESTIBULE

High performance, cast-iron gas boiler

- Input: 5 models 34,000 to 150,000 Btu/hr
- Intermittent ignition • Low clearance\*
- Saves energy. AFUE to 84.4%

### Lower profile makes installations easy

The boiler you choose for your home now will affect your family's comfort—and pocketbook—for many years to come. Sentry boilers provide a blend of efficiency and reliability that will keep your home comfortably warm and your fuel costs low year after year. A new Sentry boiler can save up to 30% or more on fuel bills compared to a typical old boiler operating at 60% efficiency.

Sentry is ideal for a wide variety of gas boiler requirements as a replacement or for new installations. Its advanced design provides years of trouble-free, high efficiency operation, while providing easy installation especially in sites with low chimney connections or low overhead clearance.

- Reliable natural draft design
- Quality control features
- High performance heating
- Thermal targeting technology to conserve fuel by monitoring heating demand
- Low water cut-off function
- Thermal pre-purge option to save fuel
- Display shows boiler water temperature and boiler control's setting
- LED lights provide information of boiler operation

\*See installation instructions for specific applications and clearances.

Up to  
**84.4%**  
AFUE

S-60  
shown



WE'RE IN THIS



TOGETHER!



UNITED STATES  
DEPARTMENT OF ENERGY

**2021 DOE COMPLIANT**  
with Energy Conservation Program



Popular sizes available in pink for purchase! For each pink boiler sold, Slant/Fin will donate a portion of proceeds to breast cancer charities!

[www.slantfin.com](http://www.slantfin.com)



Since 1949  
**Slant/Fin**  
BOILERS & BASEBOARD  
We Build Trust and Comfort


**Slant/Fin**

# SENTRY<sup>®</sup>

## VESTIBULE



Look for our  
Hydronic Explorer app on  
iTunes and Google Play!  
(Works on iPad, iPhone & Android devices)



- Computer-aided design
- Highest quality manufacturing
- Superior components

### High performance, cast-iron gas boiler

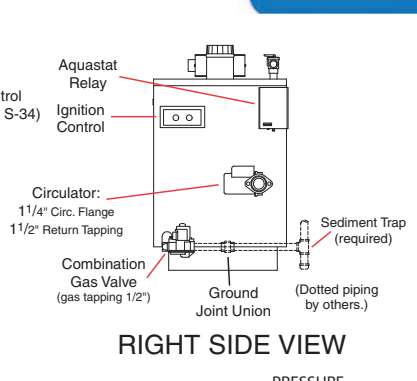
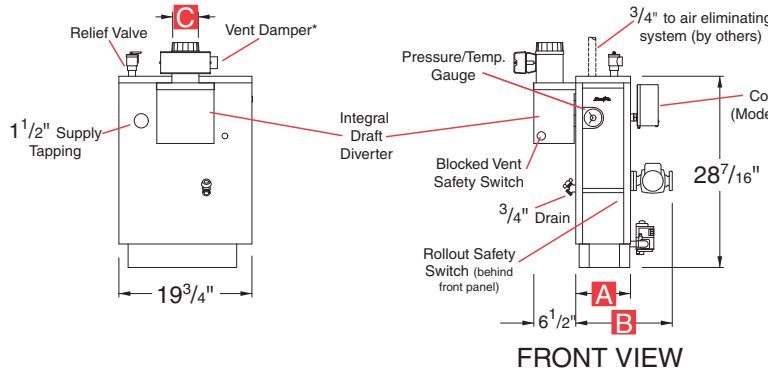
#### RATINGS FOR SENTRY BOILERS – NATURAL AND L.P. GAS

MODEL NUMBER †	CSA INPUT (Btuh)	DOE CAPACITY (Btuh)	NET AHRI RATING WATER (Btuh)*	WATER (Sq. Ft.)	EFFICIENCY AFUE%	DIMENSIONS-Inches		
						INTERMITTENT IGNITION	"A"	"B"
§ S-34	34,000	29,000	25,000	167	84.0	8-1/8	14-5/8	4
* S-60	60,000	51,000	44,000	293	84.4	11-1/8	17-5/8	4
* S-90	90,000	76,000	66,000	440	84.2	14-1/8	20-5/8	5
* S-120	120,000	101,000	88,000	587	84.1	17-1/8	23-5/8	6
* S-150	150,000	126,000	110,000	733	84.0	20-1/8	26-5/8	7

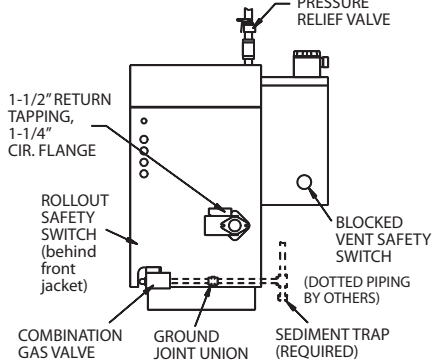
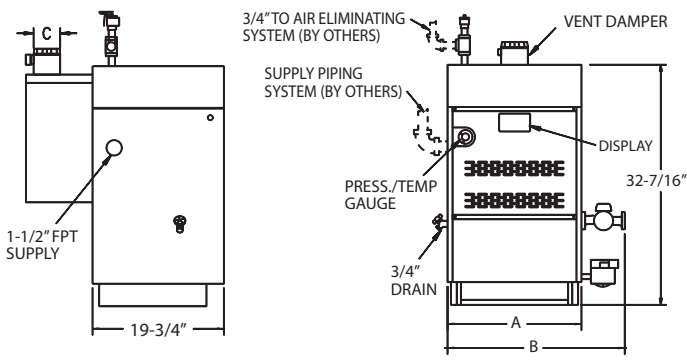
\* Net ratings are based on a piping and pick-up allowance of 1.15. Slant/Fin should be consulted before selecting a boiler for installation having unusual piping and pick-up requirements. Ratings must be reduced by 4% at 2,000 feet elevation and an additional 4% for every additional 1,000 feet elevation over 2,000 feet.  
 † Type of gas: after model number, specify gas by name "Natural" or "Propane".  
 Note: All Sentry boilers are tested and rated for capacity under the U.S. Dept. of Energy (D.O.E.) Test Procedure for boilers.  
 § Note: S-34 has external side mounted control.  
 • Note: US Department of Energy 2021 Compliant.



MODEL S-34



MODELS S-60 to S-150



**U.S.A.**  
 Slant/Fin Corporation • 100 Forest Drive  
 Greenvale, NY 11548 • 516-484-2600  
 www.slantfin.com

**Canada**  
 Slant/Fin LTD/LTEE • 400 Ambassador Drive,  
 Mississauga, Ontario L5T 2 J3 • 905-677-8400  
 www.slantfin.ca