



325 COMMERCE DRIVE  
MT VERNON, OH 43050  
800-253-8236

## SPECIFICATION DATA SHEET

DATE: 8-7-13  
PREPARED BY: RL

PAGE: 1

# MODEL NO. 259

## 90° ELBOW BOOT

STANDARD MODEL

### DIMENSIONS

#### SIZE

A	B	C	D	E	F	G	H
2 1/4" x 10" x 4"	2"	2 1/4"	8"	6 1/4"	3 1/2"		
2 1/4" x 10" x 5"	1 1/2"	2"-HEM	7 1/4"	6 7/8"	3 1/2"		
2 1/4" x 10" x 5"	2"	2"-HEM	7 1/4"	7 1/8"	4"		
2 1/4" x 10" x 6"	2"	2"-HEM	6 3/4"	8 1/8"	4 1/2"		
2 1/4" x 10" x 7"	2"	2"-HEM	7"	9 1/16"	5"		
2 1/4" x 12" x 4"	2"	2 1/4"	8 5/8"	6 1/16"	3 1/2"		
2 1/4" x 12" x 5"	2"	2"-HEM	7 3/4"	7 1/16"	4"		
2 1/4" x 12" x 6"	2"	2"-HEM	6 3/4"	8"	3 11/16"		
2 1/4" x 12" x 6"	3"	2"-HEM	6 3/4"	9"	4 11/16"		
2 1/4" x 12" x 7"	2"	2"-HEM	7"	9 1/16"	5"		
2 1/4" x 12" x 7"	3"	2"-HEM	7"	10 1/16"	6"		
2 1/4" x 12" x 8"	2"	2"-HEM	7"	10 1/8"	5 1/2"		
2 1/4" x 14" x 5"	2"	2"-HEM	8 3/4"	7 3/16"	4 1/2"		
2 1/4" x 14" x 6"	2"	2"-HEM	7 3/4"	8 3/16"	4 1/2"		
2 1/4" x 14" x 7"	2"	2"-HEM	7 1/2"	9 1/16"	5"		
3 1/4" x 10" x 6"	2"	2"-HEM	7 3/4"	8 1/8"	4 1/2"		
3 1/4" x 10" x 6"	4"	2"-HEM	7 3/4"	10 1/8"	6 1/2"		
3 1/4" x 12" x 7"	5"	2"-HEM	8"	12 1/16"	8"		
3 1/4" x 14" x 8"	2"	2"-HEM	8 1/4"	10 3/16"	5 1/2"		

### MATERIAL SPECIFICATIONS

HOT DIPPED GALVANIZED STEEL.  
PER ASTM A 653 CSB.

BODY & COLLAR = 4"-8" COLLAR SIZE: STD GAUGE  
9" - 10" COLLAR SIZE: 28 GAUGE

ECONO GAUGE ALSO AVAILABLE

ASSEMBLED WITH 1/8" ZINC COATED RIVETS.

### OPTIONS

AVAILABLE WITH HEM ON "A" & "B" DIMENSIONS

AVAILABLE WITH HEM ON "A" & "B" DIMENSIONS & 3/4" SLITS IN CORNERS

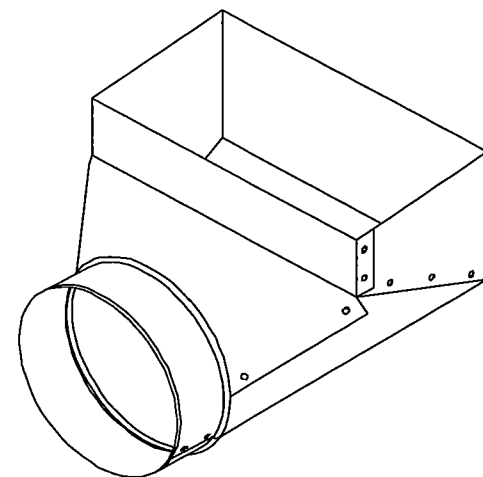
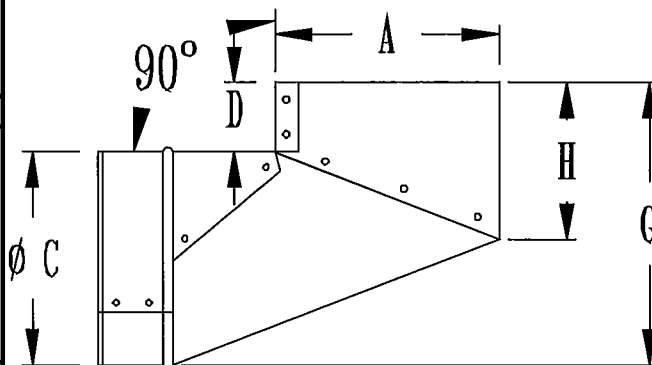
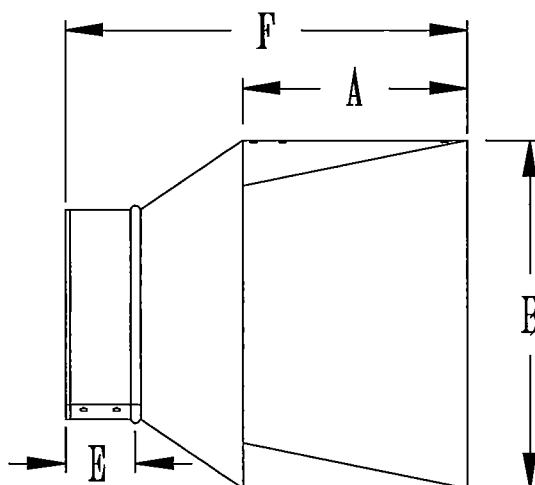
AVAILABLE WITH BRACKETS ON "A" & "B" DIMENSION

AVAILABLE WITH CRD

AVAILABLE WITH A NO FLANGE CRD & BRACKETS ON "A" & "B" DIMENSION

AVAILABLE WITH A CRD IN A "LOW PROFILE" BOOT

AVAILABLE WITH A CRD IN A "DEEP" BOOT



JOB: \_\_\_\_\_  
LOCATION: \_\_\_\_\_  
CONTRACTOR: \_\_\_\_\_  
ENGINEER: \_\_\_\_\_  
NOTES: \_\_\_\_\_



325 COMMERCE DRIVE  
MT VERNON, OH 43050  
800-253-8236

## SPECIFICATION DATA SHEET

DATE: 8-7-13  
PREPARED BY: RL

PAGE: 2

# MODEL NO. 259

## 90° ELBOW BOOT

STANDARD MODEL

### DIMENSIONS

SIZE									
A		B		C	D	E	F	G	H
4"	x	6"	x	6"	2"	2"-HEM	8"	8 1/16"	4 1/2"
4"	x	8"	x	4"	2"	2 1/4"	9 1/4"	6 1/16"	3 1/2"
4"	x	8"	x	5"	2"	2"-HEM	8 1/2"	7 1/8"	4"
4"	x	8"	x	6"	2"	2"-HEM	8"	8 1/16"	4 1/2"
4"	x	8"	x	6"	7"	2"-HEM	8"	13 1/16"	9 1/2"
4"	x	8"	x	7"	2"	2"-HEM	8 3/4"	9 1/16"	5"
4"	x	8"	x	7"	7"	2"-HEM	8 3/4"	14 1/16"	10"
4"	x	10"	x	4"	2"	2 1/4"	9 3/4"	6 1/4"	3 1/2"
4"	x	10"	x	5"	1 1/2"	2"-HEM	9"	6 5/8"	3 1/2"
4"	x	10"	x	5"	2"	2"-HEM	9"	7 1/8"	4"
4"	x	10"	x	6"	1 1/2"	2"-HEM	8 1/2"	7 5/8"	4"
4"	x	10"	x	6"	2"	2"-HEM	8 1/2"	8 1/8"	4 1/2"
4"	x	10"	x	6"	3"	2"-HEM	8 1/2"	9 1/8"	5 1/2"
4"	x	10"	x	6"	4"	2"-HEM	8 1/2"	10 1/8"	6 1/2"
4"	x	10"	x	6"	5"	2"-HEM	8 1/2"	11 1/8"	7 1/2"
4"	x	10"	x	6"	6"	2"-HEM	8 1/2"	12 1/8"	8 1/2"
4"	x	10"	x	6"	7"	2"-HEM	8 1/2"	13 1/8"	9 1/2"
4"	x	10"	x	7"	2"	2"-HEM	8 3/4"	9 1/16"	5"
4"	x	10"	x	7"	3"	2"-HEM	8 3/4"	10 1/16"	6"

### MATERIAL SPECIFICATIONS

HOT DIPPED GALVANIZED STEEL.  
PER ASTM A 653 CSB.

BODY & COLLAR = 4"-8" COLLAR SIZE: STD GAUGE  
9" - 10" COLLAR SIZE: 28 GAUGE

ECONO GAUGE ALSO AVAILABLE

ASSEMBLED WITH 1/8" ZINC COATED RIVETS.

### OPTIONS

AVAILABLE WITH HEM ON "A" & "B" DIMENSIONS

AVAILABLE WITH HEM ON "A" & "B" DIMENSIONS & 3/4" SLITS IN CORNERS

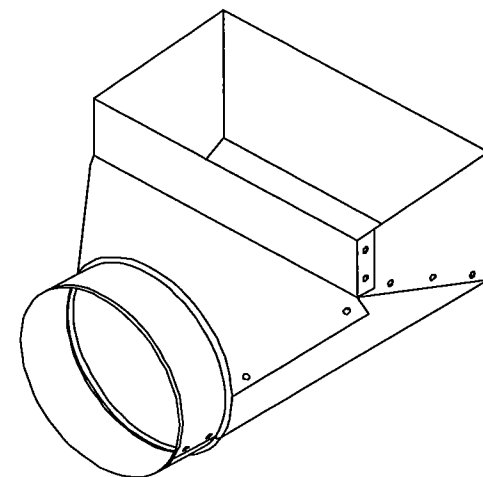
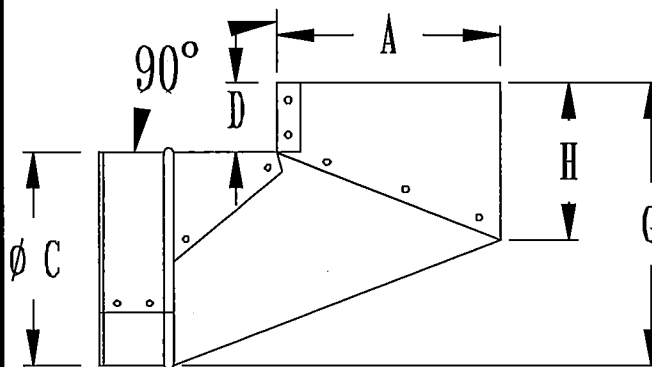
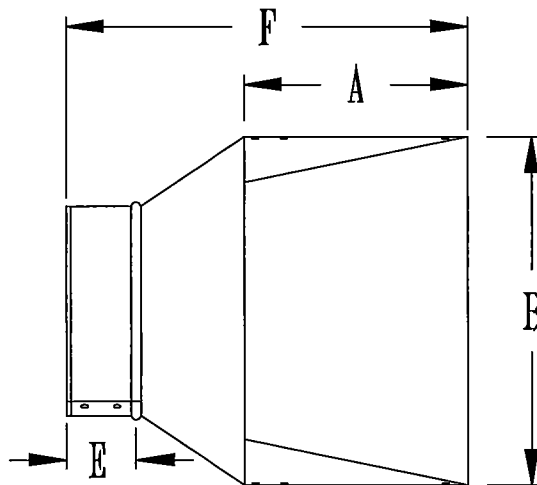
AVAILABLE WITH BRACKETS ON "A" & "B" DIMENSION

AVAILABLE WITH CRD

AVAILABLE WITH A NO FLANGE CRD & BRACKETS ON "A" & "B" DIMENSION

AVAILABLE WITH A CRD IN A "LOW PROFILE" BOOT

AVAILABLE WITH A CRD IN A "DEEP" BOOT



JOB: \_\_\_\_\_  
LOCATION: \_\_\_\_\_  
CONTRACTOR: \_\_\_\_\_  
ENGINEER: \_\_\_\_\_  
NOTES: \_\_\_\_\_



325 COMMERCE DRIVE  
MT VERNON, OH 43050  
800-253-8236

## SPECIFICATION DATA SHEET

DATE: 8-7-13  
PREPARED BY: RL

PAGE: 3

# MODEL NO. 259

## 90° ELBOW BOOT

STANDARD MODEL

### DIMENSIONS

#### SIZE

A	B	C	D	E	F	G	H
4"	x 10"	x 8"	2"	2"-HEM	8 1/2"	10 1/8"	5 1/2"
4"	x 10"	x 8"	7"	2"-HEM	8 1/2"	11 1/8"	6 1/2"
4"	x 12"	x 4"	2"	2 1/4"	10 3/8"	6 1/8"	3 1/2"
4"	x 12"	x 5"	2"	2"-HEM	9 1/2"	7 1/16"	4"
4"	x 12"	x 6"	2"	2"-HEM	8 1/2"	8"	3 13/16"
4"	x 12"	x 6"	3"	2"-HEM	8 1/2"	9"	4 13/16"
4"	x 12"	x 6"	6"	2"-HEM	8 1/2"	10"	5 13/16"
4"	x 12"	x 6"	7"	2"-HEM	8 1/2"	11"	6 13/16"
4"	x 12"	x 7"	2"	2"-HEM	8 3/4"	9 1/16"	5"
4"	x 12"	x 7"	3"	2"-HEM	8 3/4"	10 1/16"	6"
4"	x 12"	x 7"	4"	2"-HEM	8 3/4"	11 1/16"	7"
4"	x 12"	x 7"	5"	2"-HEM	8 3/4"	12 1/16"	8"
4"	x 12"	x 7"	6"	2"-HEM	8 3/4"	13 1/16"	9"
4"	x 12"	x 7"	7"	2"-HEM	8 3/4"	14 1/16"	10"
4"	x 12"	x 8"	2"	2"-HEM	8 3/4"	10 1/8"	5 1/2"
4"	x 14"	x 5"	2"	2"-HEM	10 1/2"	7 3/16"	4 1/2"
4"	x 14"	x 6"	2"	2"-HEM	9 1/2"	8 3/16"	4 1/2"
4"	x 14"	x 7"	2"	2"-HEM	9 1/4"	9 1/16"	5"
4"	x 14"	x 8"	2"	2"-HEM	9"	10 3/16"	5 1/2"

### MATERIAL SPECIFICATIONS

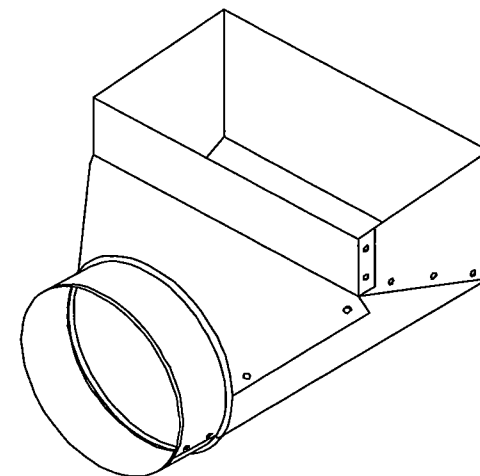
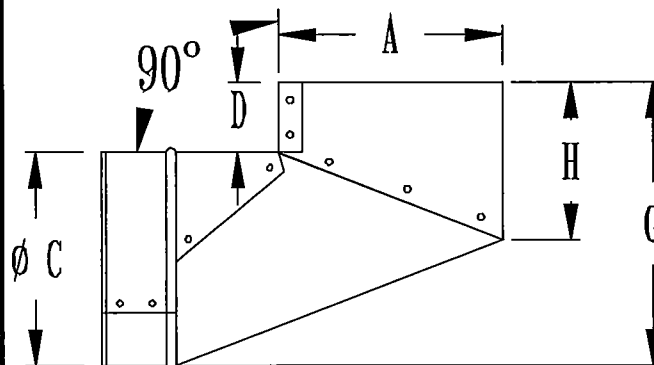
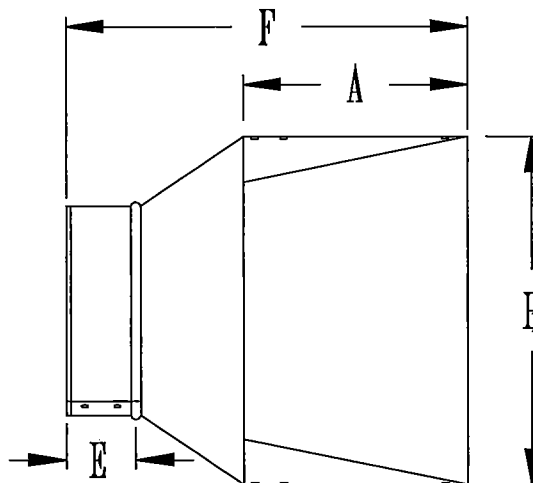
HOT DIPPED GALVANIZED STEEL.  
PER ASTM A 653 CSB.

BODY & COLLAR = 4"-8" COLLAR SIZE: STD GAUGE  
9" - 10" COLLAR SIZE: 28 GAUGE  
ECONO GAUGE ALSO AVAILABLE

ASSEMBLED WITH 1/8" ZINC COATED RIVETS.

### OPTIONS

AVAILABLE WITH HEM ON "A" & "B" DIMENSIONS  
AVAILABLE WITH HEM ON "A" & "B" DIMENSIONS & 3/4" SLITS IN CORNERS  
AVAILABLE WITH BRACKETS ON "A" & "B" DIMENSION  
AVAILABLE WITH CRD  
AVAILABLE WITH A NO FLANGE CRD & BRACKETS ON "A" & "B" DIMENSION  
AVAILABLE WITH A CRD IN A "LOW PROFILE" BOOT  
AVAILABLE WITH A CRD IN A "DEEP" BOOT



JOB: \_\_\_\_\_  
LOCATION: \_\_\_\_\_  
CONTRACTOR: \_\_\_\_\_  
ENGINEER: \_\_\_\_\_  
NOTES: \_\_\_\_\_



325 COMMERCE DRIVE  
MT VERNON, OH 43050  
800-253-8236

## SPECIFICATION DATA SHEET

DATE: 8-7-13  
PREPARED BY: RL

PAGE: 4

# MODEL NO. 259

## 90° ELBOW BOOT

STANDARD MODEL

### DIMENSIONS

#### SIZE

A	B	C	D	E	F	G	H
4"	x 14"	x 10"	2"	2 1/4"	9"	12 1/8"	6 1/2"
6"	x 8"	x 4"	2"	2 1/4"	11 1/4"	6 1/16"	4 1/2"
6"	x 8"	x 5"	2"	2"-HEM	10 1/2"	7 1/8"	4"
6"	x 8"	x 6"	2"	2"-HEM	10 1/2"	8 1/8"	4 1/2"
6"	x 8"	x 7"	2"	2"-HEM	10 3/4"	9 1/16"	5"
6"	x 10"	x 5"	2"	2"-HEM	11"	7 1/8"	4"
6"	x 10"	x 6"	2"	2"-HEM	10 1/2"	8 1/8"	4 1/2"
6"	x 10"	x 6"	3"	2"-HEM	10 1/2"	9 1/8"	5 1/2"
6"	x 10"	x 7"	2"	2"-HEM	10 3/4"	9 1/16"	5"
6"	x 10"	x 8"	2"	2"-HEM	10 1/2"	10 1/8"	5 1/2"
6"	x 10"	x 8"	7"	2"-HEM	10 1/2"	15 1/8"	10 1/2"
6"	x 12"	x 6"	2"	2"-HEM	10 1/2"	8"	3 13/16"
6"	x 12"	x 6"	3"	2"-HEM	10 1/2"	9"	4 13/16"
6"	x 12"	x 7"	2"	2"-HEM	10 3/4"	9 1/16"	5"
6"	x 12"	x 9"	2"	2 1/4"	11"	11 1/8"	6"
6"	x 14"	x 6"	2"	2"-HEM	11 1/2"	8 3/16"	4 1/2"
6"	x 14"	x 7"	2"	2"-HEM	11 1/4"	9 1/16"	5"
6"	x 14"	x 8"	2"	2"-HEM	11"	10 3/16"	5 1/2"
8"	x 12"	x 8"	2"	2"-HEM	12 3/4"	10 1/8"	5 1/2"

### MATERIAL SPECIFICATIONS

HOT DIPPED GALVANIZED STEEL.  
PER ASTM A 653 CSB.

BODY & COLLAR = 4"-8" COLLAR SIZE: STD GAUGE  
9" - 10" COLLAR SIZE: 28 GAUGE

ECONO GAUGE ALSO AVAILABLE

ASSEMBLED WITH 1/8" ZINC COATED RIVETS.

### OPTIONS

AVAILABLE WITH HEM ON "A" & "B" DIMENSIONS

AVAILABLE WITH HEM ON "A" & "B" DIMENSIONS & 3/4" SLITS IN CORNERS

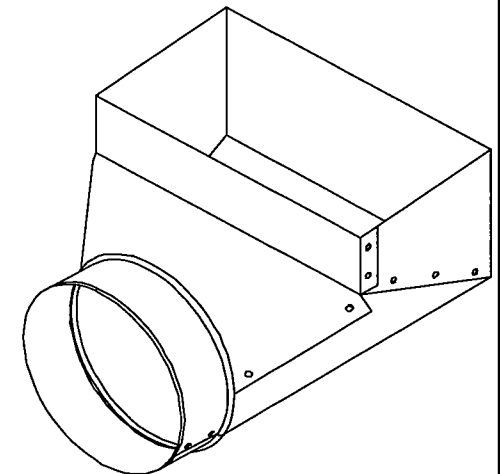
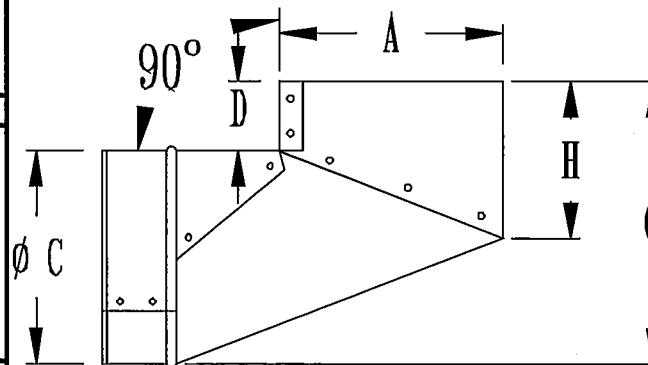
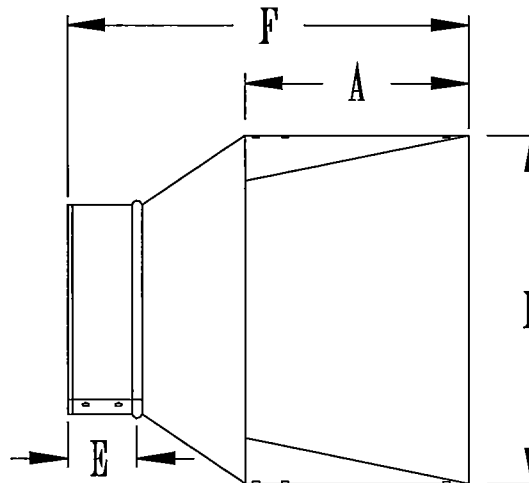
AVAILABLE WITH BRACKETS ON "A" & "B" DIMENSION

AVAILABLE WITH CRD

AVAILABLE WITH A NO FLANGE CRD & BRACKETS ON "A" & "B" DIMENSION

AVAILABLE WITH A CRD IN A "LOW PROFILE" BOOT

AVAILABLE WITH A CRD IN A "DEEP" BOOT



JOB: \_\_\_\_\_  
LOCATION: \_\_\_\_\_  
CONTRACTOR: \_\_\_\_\_  
ENGINEER: \_\_\_\_\_  
NOTES: \_\_\_\_\_