

Copeland™ CR Series

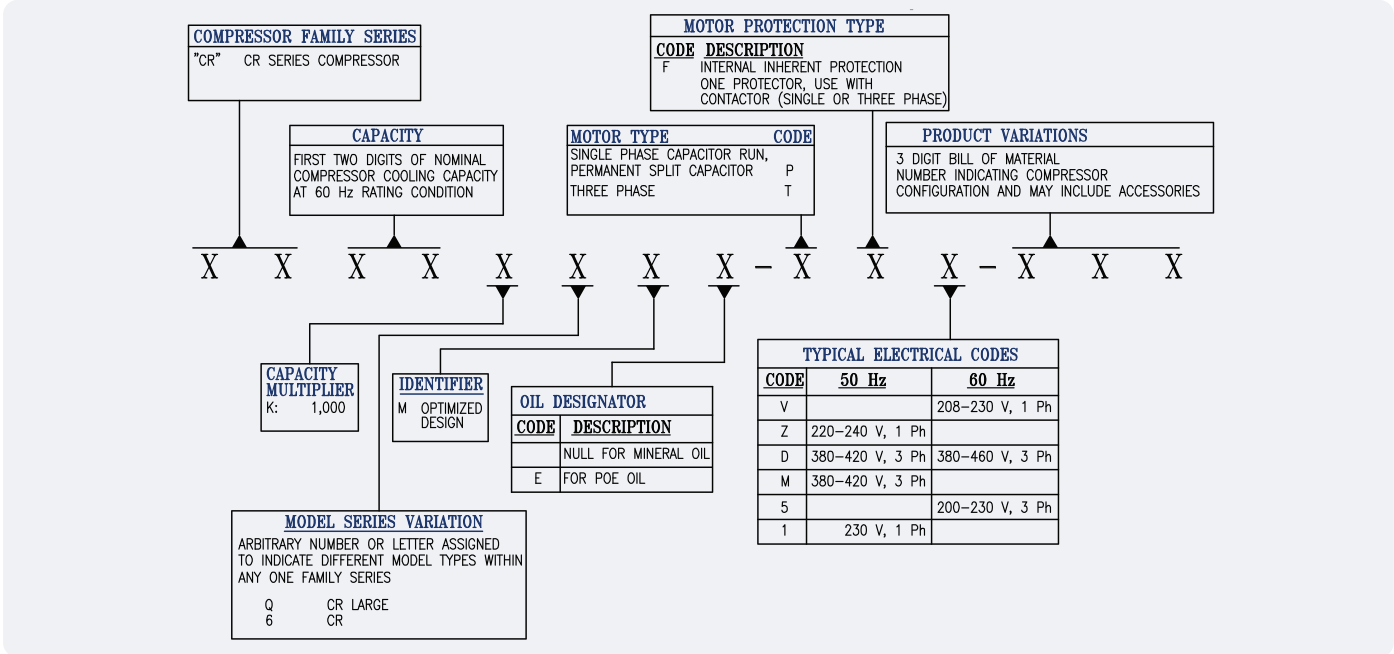
for air conditioning applications



Copeland™
brand products

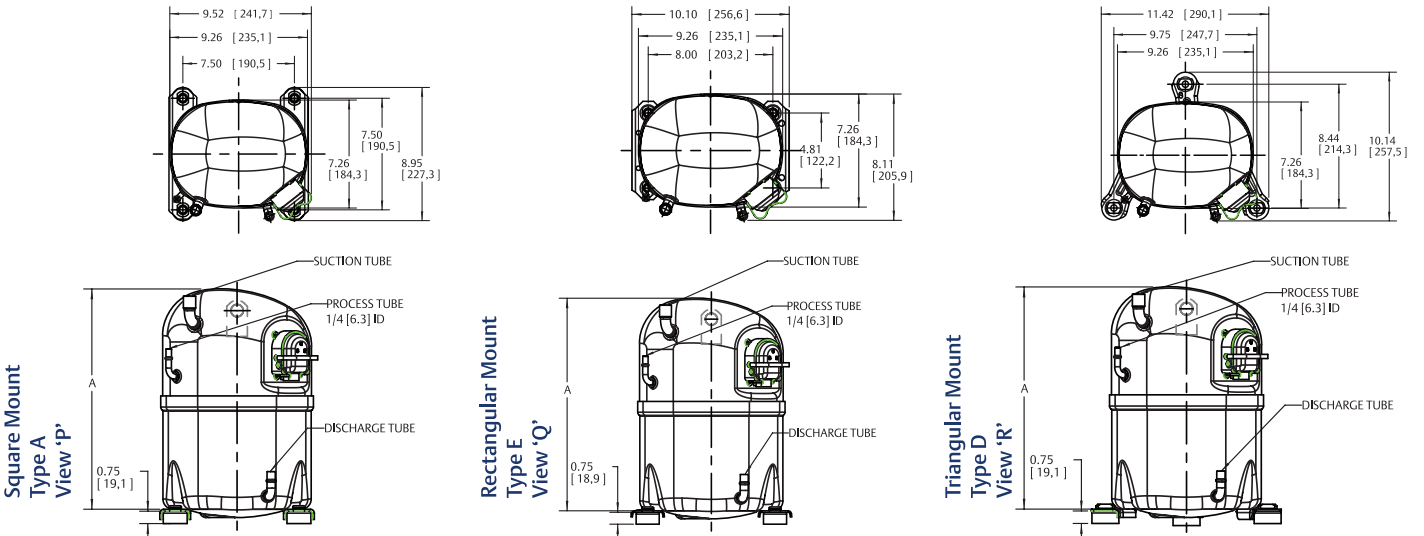

EMERSON™
Climate Technologies

Nomenclature Details



Mechanical Dimensions for CRK6M

SN	Compressor Model	View	Mount type	Dist 'A'			Suction Tube ID		Discharge Tube ID		SN	Compressor Model	View	Mount type	Dist 'A'			Suction Tube ID		Discharge Tube ID	
				inch	inch	mm	inch	mm	inch	mm					inch	mm	inch	mm	inch	mm	
1	CR20K6M-PFV	P	A	13.35	5/8	15.8	3/8	9.5			20	CR30K6M-PF1	Q	E	14.11	5/8	15.8	3/8	9.5		
2	CR20K6M-PFV	Q	E	13.35	5/8	15.8	3/8	9.5			21	CR30K6M-PF1	R	D	14.11	5/8	15.8	3/8	9.5		
3	CR20K6M-PFV	R	D	13.35	5/8	15.8	3/8	9.5			22	CR30K6M-TFM	P	A	13.59	5/8	15.8	3/8	9.5		
4	CR22K6M-PF1	P	A	13.35	5/8	15.8	3/8	9.5			23	CR32K6M-PFZ	P	A	14.11	5/8	15.8	3/8	9.5		
5	CR22K6M-PF1	Q	E	13.35	5/8	15.8	3/8	9.5			24	CR32K6M-PFZ	Q	E	14.11	5/8	15.8	3/8	9.5		
6	CR22K6M-PF1	R	D	13.35	5/8	15.8	3/8	9.5			25	CR32K6M-PFV	P	A	13.35	5/8	15.8	3/8	9.5		
7	CR22K6M-TFM	P	A	13.59	1/2	12.7	3/8	9.5			26	CR32K6M-PFV	Q	E	13.35	5/8	15.8	3/8	9.5		
8	CR24K6M-PFZ	P	A	13.35	5/8	15.8	3/8	9.5			27	CR34K6M-PFZ	P	A	14.11	3/4	19.1	3/8	9.5		
9	CR24K6M-PFZ	Q	E	13.35	5/8	15.8	3/8	9.5			28	CR34K6M-PFZ	Q	E	14.11	3/4	19.1	3/8	9.5		
10	CR24K6M-PFZ	R	D	13.35	5/8	15.8	3/8	9.5			29	CR34K6M-PFV	P	A	14.11	3/4	19.1	3/8	9.5		
11	CR24K6M-PFV	P	A	13.35	5/8	15.8	3/8	9.5			30	CR34K6M-PFV	Q	E	14.11	3/4	19.1	3/8	9.5		
12	CR24K6M-PFV	Q	E	13.35	5/8	15.8	3/8	9.5			31	CR34K6M-TFD	P	A	13.59	3/4	19.1	3/8	9.5		
13	CR24K6M-PFV	R	D	13.35	5/8	15.8	3/8	9.5			32	CR34K6M-TF5	P	A	13.59	3/4	19.1	3/8	9.5		
14	CR24K6M-TFD	P	A	13.59	5/8	15.8	3/8	9.5			33	CR37K6M-PFZ	P	A	14.11	3/4	19.1	3/8	9.5		
15	CR24K6M-TF5	P	A	13.59	5/8	15.8	3/8	9.5			34	CR37K6M-PFZ	Q	E	14.11	3/4	19.1	3/8	9.5		
16	CR28K6M-PFV	P	A	14.11	3/4	19.1	3/8	9.5			35	CR37K6M-PFV	P	A	14.11	3/4	19.1	3/8	9.5		
17	CR28K6M-PFV	Q	E	14.11	3/4	19.1	3/8	9.5			36	CR37K6M-PFV	Q	E	14.11	3/4	19.1	3/8	9.5		
18	CR28K6M-PFV	R	D	14.11	3/4	19.1	3/8	9.5			37	CR37K6M-TFD	P	A	14.00	3/4	19.1	3/8	9.5		
19	CR30K6M-PF1	P	A	14.11	5/8	15.8	3/8	9.5			38	CR37K6M-TF5	P	A	14.00	3/4	19.1	3/8	9.5		



HCFC-22 Compressor Specifications

Series	Frequency (Hz)	Compressor Model	Cooling Capacity (Btu/hr)	Input Power (Watts)	EER	Input Current (Amps)	LRA	Displacement (CC/Rev.)
CRK6M	50Hz	CR22K6M-PF1	18500	1750	10.6	7.8	54	40.8
		CR22K6M-TFM	17800	1750	10.17	3.2	20	40.8
		CR24K6M-PFZ	19800	1950	10.2	9.5	54	44.28
		CR24K6M-TFD	19900	1975	10.1	3.6	20	44.28
		CR30K6M-PF1	24250	2350	10.3	11	72	51.47
		CR30K6M-TFM	23700	2275	10.41	4.2	28	51.47
		CR32K6M-PFZ	27200	2720	10.0	13.4	85	57.7
		CR34K6M-PFZ	28700	2850	10.1	14	85	59.66
		CR34K6M-TFD	28300	2830	10.0	5.3	41	59.66
		CR36K6M-PFZ	29300	2720	10.8	13.6	85	56.65
		CR36K6M-TFM	29100	2680	10.9	4.9	41	59.66
		CR37K6M-TFD	31200	3000	10.4	5.6	45	63.52
	CR37K6M-PFZ	30600	3060	10.0	16	90	63.52	
	CR42K6M-TFM	34200	3300	10.4	6.1	45	72.09	
	CR42K6M-PFZ	34400	3300	10.4	15.4	104	72.08	
	CR20K6M-PFV	20000	2000	10.0	8.5	60	39.35	
	60Hz	CR24K6M-PFV	23900	2350	10.2	10.3	60	44.28
		CR24K6M-TFD	23900	2300	10.4	3.5	24	44.28
		CR24K6M-TF5	23300	2300	10.1	6.8	55	44.28
		CR28K6M-PFV	28500	2650	10.8	12	80	49.62
		CR32K6M-PFV	32200	3280	9.8	15.4	88	57.7
		CR34K6M-PFV	34300	3385	10.1	15.8	88	59.66
		CR34K6M-TFD	33800	3300	10.2	5.1	45	59.66
		CR34K6M-TF5	33900	3300	10.3	10	65	59.66
CR37K6M-PFV		36800	3680	10.0	16.8	86	63.52	
CR37K6M-TFD		37200	3580	10.4	5.6	45	63.52	
CR37K6M-TF5		36500	3500	10.4	11	68	72.09	
CR42K6M-TF5		41500	3850	10.8	11.8	68	72.09	
CR42K6M-PFV	41900	3875	10.8	17.9	102	72.08		
CRKQM	50Hz	CR47KQM-PFZ	40700	3950	10.3	20	110	82.75
		CR47KQM-TFD	39700	3825	10.4	6.9	60	78.78
		CR53KQM-TFD	44700	4350	10.3	7.7	61	88.28
		CR62KQM-TFD	51500	5100	10.1	8.8	55	101.92
		CR57KQM-TFD	47800	4650	10.3	8.3	61	94.61
		CR62KQM-TFD	61300	6075	10.1	8.7	50	101.92
	60Hz	CR72KQM-TFM	60000	6100	9.83	10.5	69	115.79
		CR47KQM-PFV	47500	4650	10.2	22	115	82.74
		CR47KQM-TFD	47200	4550	10.4	6.8	51	78.78
		CR47KQM-TF5	45700	4420	10.3	13.5	125	78.78
		CR53KQM-PFV	52300	5320	9.83	25.5	155	88.28
		CR53KQM-TF5	52500	5050	10.4	15.5	135	88.28
		CR53KQM-TFD	53000	5200	10.2	7.5	60	88.28
		CR57KQM-PFV	56400	5740	9.83	27.5	155	94.61
		CR57KQM-TF5	56500	5540	10.2	16.2	135	94.61
		CR57KQM-TFD	57000	5550	10.3	8.1	60	94.61
		CR62KQM-PFV	60600	6200	9.8	28.5	155	101.92
		CR62KQM-TF5	61300	6100	10.0	17.5	125	101.92

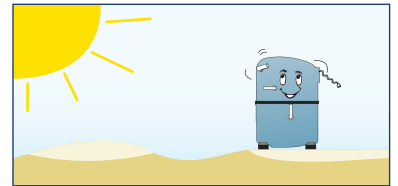
R407C Compressor Specifications

CRKQME	50 Hz	CR47KQME-TFD	36500	3580	10.2	6.9	60	78.78
		CR53KQME-TFD	41200	4110	10.02	7.6	61	88.28
		CR57KQME-TFD	45000	4450	10.11	8.2	61	94.61
		CR62KQME-TFD	49500	4890	10.12	8.9	55	101.92
	60 Hz	CR47KQME-TFD	42500	4150	10.24	7.2	51	78.78
		CR53KQME-TFD	47500	4740	10.03	8.1	60	88.28
		CR57KQME-TFD	52000	5150	10.1	8	60	94.61
		CR62KQME-TFD	57500	5690	10.11	8.8	50	101.92

Note: Data is as per ARI Rating Standard

Rating Conditions	Evaporating Temperature °F/°C	Condensing Temperature °F/°C	Ambient Temperature °F/°C	Liquid Temperature °F/°C
ARI	45/7.2	130/54.4	95/35	115/46.1

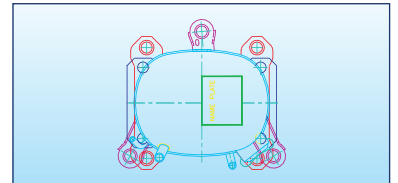
Voltage Rating (V-Phase-Hz)	Weight (Approx.)	Motor Circuit	Run Capacitor	
			Mfd	VAC
230-1-50	29.8	PSC / CSCR	36	440
400-3-50	29.8	3 Phase	NA	NA
220/240-1-50	29.8	PSC / CSCR	36	440
380/420-3-50	29.5	3 Phase	NA	NA
230-1-50	32.5	PSC / CSCR	45	440
400-3-50	32.5	3 Phase	NA	NA
220/240-1-50	32.5	CSCR	45	440
220/240-1-50	32.5	CSCR	45	440
380/420-3-50	31	3 Phase	NA	NA
220/240-1-50	34.9	CSCR	45	440
400-3-50	31	3 Phase	NA	NA
380/420-3-50	32	3 Phase	NA	NA
220/240-1-50	34.9	CSCR	50	440
400-3-50	32.7	3 Phase	NA	NA
220/240-1-50	32.9	CSCR	60	440
208/230-1-60	29.8	PSC / CSCR	36	440
208/230-1-60	29.8	PSC / CSCR	36	440
208/230-1-60	29.5	3 Phase	NA	NA
200/230-3-60	29.5	3 Phase	NA	NA
208/230-1-60	32.5	PSC / CSCR	45	440
208/230-1-60	29.8	CSCR	45	440
208/230-1-60	32.5	CSCR	45	440
460-3-60	31	3 Phase	NA	NA
200/230-3-60	31	3 Phase	NA	NA
208/230-1-60	34.9	CSCR	50	440
460-3-60	32	3 Phase	NA	NA
200/230-3-60	32.7	3 Phase	NA	NA
200/230-3-60	32.7	3 Phase	NA	NA
208/230-1-60	34	CSCR	40/45	440
220/240-1-50	36	CSCR	60	440
380/420-3-50	36.2	3 Phase	NA	NA
380/420-3-50	36.2	3 Phase	NA	NA
380/420-3-50	36.2	3 Phase	NA	NA
380/420-3-50	36.2	3 Phase	NA	NA
460-3-60	36.2	3 Phase	NA	NA
400-3-50	38.3	3 Phase	NA	NA
208/230-1-60	36	CSCR	60	440
460-3-60	36.2	3 Phase	NA	NA
200/230-3-60	36.8	3 Phase	NA	NA
208/230-1-60	36	CSCR	60	440
200/230-3-60	36.8	3 Phase	NA	NA
460-3-60	36.2	3 Phase	NA	NA
208/230-1-60	36	CSCR	60	440
200/230-3-60	36.8	3 Phase	NA	NA
460-3-60	36.2	3 Phase	NA	NA
208/230-1-60	40.3	CSCR	60	440
200/230-3-60	37	3 Phase	NA	NA



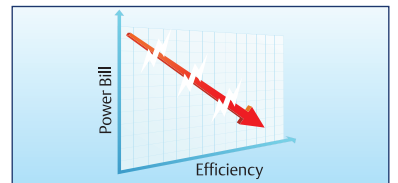
Best suited for 55°C
High Ambient conditions




UL Approval*



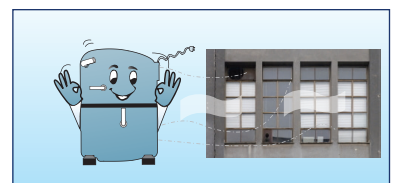
Multiple Choice Mounting



Ultra High Efficiency



High Liquid Handling Capability



Industry Leading Reliability

380/420-3-50	36.2	3 Phase	NA	NA
380/420-3-50	36.2	3 Phase	NA	NA
380/420-3-50	36.2	3 Phase	NA	NA
380/420-3-50	36.2	3 Phase	NA	NA
460-3-60	36.2	3 Phase	NA	NA
460-3-60	36.2	3 Phase	NA	NA
460-3-60	36.2	3 Phase	NA	NA
460-3-60	36.2	3 Phase	NA	NA

Return Gas Temperature °F/°C
65/18.3

Cooling Type (CFM) - 400
Oil Charge Qty - 1330CC (approx.)

Motor Circuit

PSC - Permanent Split Capacitor

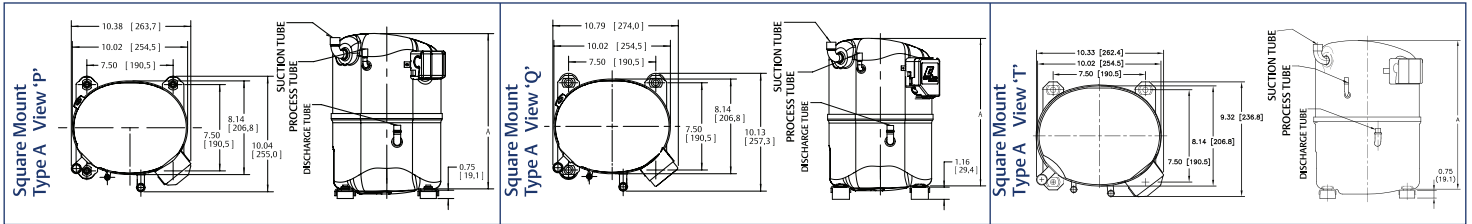
CSCR - Capacitor Start Capacitor Run

Components required For CSCR motor circuits are available on request

Performance values declared at rating conditions are subject to +/- 5% tolerance

Mechanical Dimensions for CRK6M/CRKQM

SN	Compressor Model	View	Dist 'A'			Suction Tube ID		Discharge Tube ID		Process Tube ID		SN	Compressor Model	View	Dist 'A'			Suction Tube ID		Discharge Tube ID		Process Tube ID	
			inch	inch	mm	inch	mm	inch	mm	inch	mm				inch	mm	inch	mm	inch	mm	inch	mm	inch
1	CR36K6M-PFZ	T	13.76	3/4	19.1	3/8	9.5	1/4	6.3		13	CR57KQM-TFD	Q	14.26	7/8	22.2	1/2	12.7	3/8	9.5			
2	CR36K6M-TFM	T	13.51	3/4	19.1	3/8	9.5	1/4	6.3		14	CR57KQM-TF5	Q	14.26	7/8	22.2	1/2	12.7	3/8	9.5			
3	CR42K6M-PFZ	P	14.26	3/4	19.1	3/8	9.5	3/8	9.5		15	CR62KQM-PFV	Q	15.01	7/8	22.2	1/2	12.7	3/8	9.5			
4	CR42K6M-TF5	T	14.01	3/4	19.1	3/8	9.5	1/4	6.3		16	CR53KQM-PFV	Q	15.01	7/8	22.2	1/2	12.7	3/8	9.5			
5	CR42K6M-PFV	P	14.01	3/4	19.1	1/2	12.7	1/4	6.3		17	CR57KQM-PFV	Q	15.01	7/8	22.2	1/2	12.7	3/8	9.5			
6	CR42K6M-TFM	T	14.01	3/4	19.1	3/8	9.5	1/4	6.3		18	CR62KQM-TFD	Q	14.26	7/8	22.2	1/2	12.7	3/8	9.5			
7	CR47KQM-PFZ	P	14.26	7/8	22.2	1/2	12.7	3/8	9.5		19	CR62KQM-TF5	Q	14.26	7/8	22.2	1/2	12.7	3/8	9.5			
8	CR47KQM-PFV	P	14.26	7/8	22.2	1/2	12.7	3/8	9.5		20	CR72KQM-TFM	Q	14.26	7/8	22.2	1/2	12.7	3/8	9.5			
9	CR47KQM-TFD	Q	14.26	7/8	22.2	1/2	12.7	3/8	9.5		21	CR47KQME-TFD	Q	14.26	7/8	22.2	1/2	12.7	3/8	9.5			
10	CR47KQM-TF5	Q	14.26	7/8	22.2	1/2	12.7	3/8	9.5		22	CR53KQME-TFD	Q	14.26	7/8	22.2	1/2	12.7	3/8	9.5			
11	CR53KQM-TFD	Q	14.26	7/8	22.2	1/2	12.7	3/8	9.5		23	CR57KQME-TFD	Q	14.26	7/8	22.2	1/2	12.7	3/8	9.5			
12	CR53KQM-TF5	Q	14.26	7/8	22.2	1/2	12.7	3/8	9.5		24	CR62KQME-TFD	Q	14.26	7/8	22.2	1/2	12.7	3/8	9.5			



Bill of Material Nomenclature

1 st Digit	Compressor Mounting				Mounting Kit		Terminal Fence	
	A (Long Leg)	E (Short Leg)	D (3 Leg)	Other***	Std**	Other***	Half Round-CR20-CR37 Square-CR 36/42 PFV/PFZ/TFM & CR 47 PFZ/PFV)	Rectangular
1	X				X		X	
2	X				X			X
3		X			X		X	
4			X		X		X	
5		X				X	X	
6				X		X	X	
2 nd Digit	Suction				Discharge		Process	
	Tube Upward	Tube Angular	Tube Straight		Tube		Tube Upward	Other***
0	X				X		X	
1		X			X		X	
2		X			X			X
3 rd Digit	Crank Case Heater							
	No Heater	240V	480V					
1	X							
2		X						
3			X					

*** Indicates Non Standard Requirements & shall be suffixed by two digits at the end.
 ** Standard Mounting Kit & Fence Design may vary for different Platform / Designs.

BOM Availability

Displacement/ Electrical	PFV	TF5	PF1	PFZ	TFM	TFD
CR20K6M	101,102,301,401					
CR22K6M			101		101	
CR24K6M	101,102,301,401	101,102		101,102,301,301		101,102,103
CR28K6M	101,102,301,401					
CR30K6M			101,102,401,301		101,102	
CR32K6M	101,102,301			101,102,301		
CR34K6M	101,102	101,102		101,102		
CR36K6M				101,102	101,102,103	
CR37K6M	101,102	101,102		101,102		101,102,103
CR42K6M	101,102	101,102		101,102	101,102,103	
CR47KQM	101,102	201,202		101,102		201,202,203
CR53KQM	201,202	201,202				201,202,203
CR57KQM	201,202	201,202				201,202,203
CR62KQM						201,202,203
CR72KQM					201,202,203	
CR47KQME						203
CR53KQME						203
CR57KQME						203
CR62KQME						203

Contact List

UNITED ARAB EMIRATES

Emerson Climate Technologies FZE

Jebel Ali Free Zone
PO Box 26382
Dubai
United Arab Emirates
Tel: +971 4 811 8100
Fax: +971 4 886 5465

SAUDI ARABIA

Emerson Arabia Inc.

7th Floor, Mazen Al-Saeed Business Tower
PO Box 3911
Al-Khobar 31952
Kingdom of Saudi Arabia
Tel: +966 3 814 7560
Fax: +966 3 814 7570

SOUTH AFRICA

Emerson Climate Technologies

Corner Precision and Staal Streets
Kya Sands
Johannesburg
South Africa
Tel: +27 11 462 1740
Fax: +27 11 462 1941

EmersonClimateMEA.com

The Emerson Climate Technologies logo is a trademark and service mark of Emerson Electric Co. Emerson Climate Technologies Inc. is a subsidiary of Emerson Electric Co. Copeland is a registered trademark and Copeland Scroll is a trademark of Emerson Climate Technologies Inc.. All other trademarks are property of their respective owners. Information contained in this brochure is subject to change without notification.

© 2012 Emerson Climate Technologies, Inc.